Techno Electric & Engineering Company Limited

Annual Report 2020-21

Navigating challenges
Identifying opportunities
Focusing on execution

Table of Contents

Corporate Overview

Statutory Reports

Financial Statements

STANDALONE

CONSOLIDATED

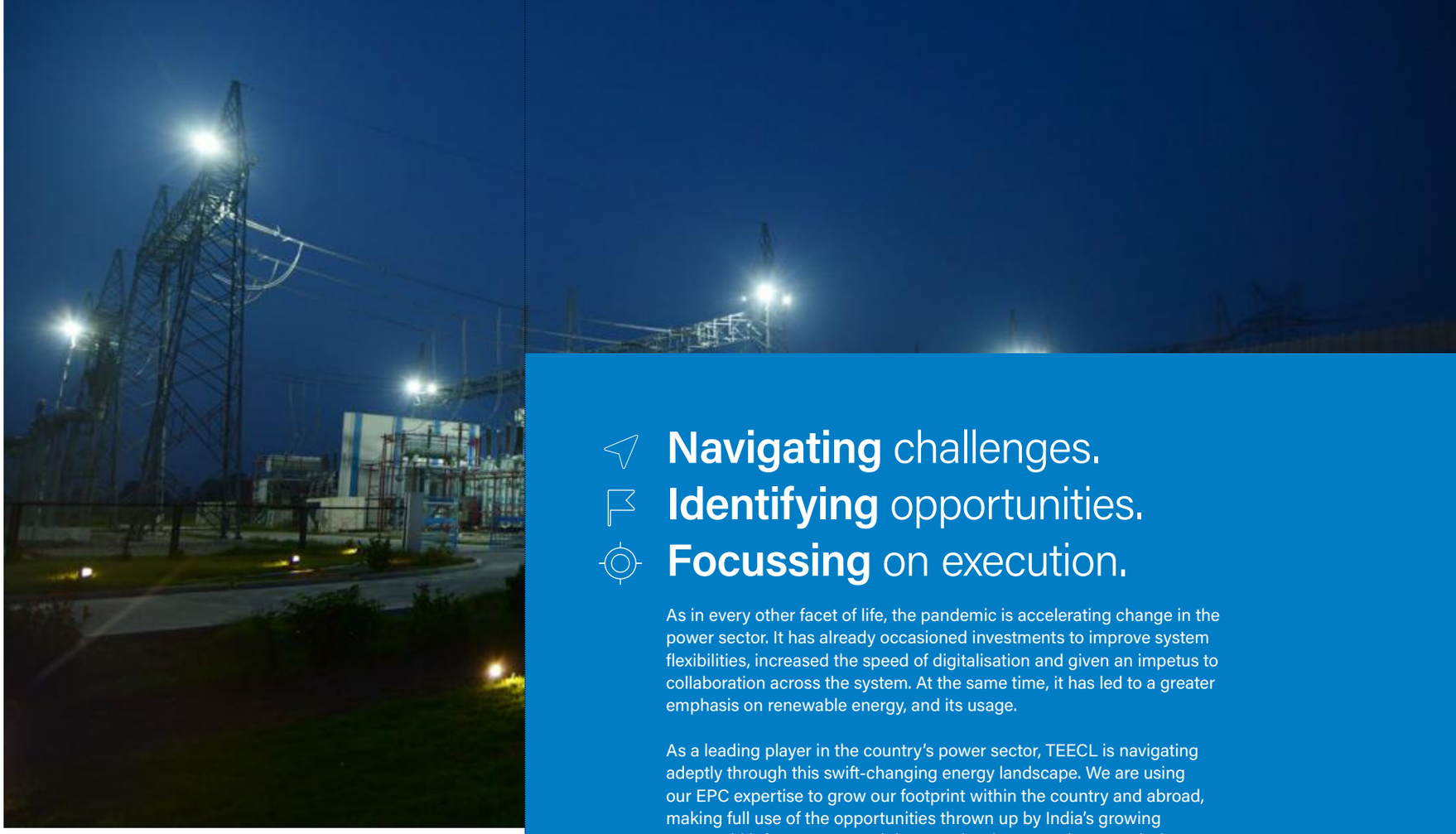

Forward-looking Statement

In this Annual Report, we have disclosed forward-looking information to enable investors to comprehend our prospects and take investment decisions. This Report and other statements — written and oral — that we periodically make, contain forward-looking statements that set out anticipated results based on the management's plans and assumptions. We have tried, wherever possible, to identify such statements by using words such as 'anticipate,' 'estimate,' 'expects,' 'projects,' 'intends,' 'plans,' 'believes,' and words of similar substance in connection with any discussion of future performance. We cannot guarantee that these forward-looking statements will be realised, although we believe we have been prudent in our assumptions. The achievements of results are subject to risks, uncertainties and even inaccurate assumptions. Should known or unknown risks or uncertainties materialise, or should underlying assumptions prove inaccurate, actual results could vary materially from those anticipated, estimated or projected. Readers should keep this in mind. We undertake no obligation to publicly update any forward-looking statement, whether as a result of new information, future events or otherwise.

Navigating challenges.
Identifying opportunities.
Focussing on execution.

As in every other facet of life, the pandemic is accelerating change in the power sector. It has already occasioned investments to improve system flexibilities, increased the speed of digitalisation and given an impetus to collaboration across the system. At the same time, it has led to a greater emphasis on renewable energy, and its usage.

As a leading player in the country's power sector, TEECL is navigating adeptly through this swift-changing energy landscape. We are using our EPC expertise to grow our footprint within the country and abroad, making full use of the opportunities thrown up by India's growing smart grid infrastructure and the new developments in transmission connectivity. We are also entering the data centre industry to make use of the tremendous opportunities that India's transition to a digital economy has presented. We intend to use our existing capabilities to provide clean energy to power our data centres and expand this business segment in the coming years.

Our extensive plans are backed by our expertise in project execution. We have a reputation for completing projects before time and for ensuring best-in-class solutions for our stakeholders. We want to leverage our high standards of quality management, competent human resources and resourceful financing without losing our focus on excellence or our emphasis on making a sustainable and positive impact on the environment and society. Thus, we remain focused on execution while growing the business and on delivering sustained value to all our stakeholders.

At a Glance

Who We Are

Established in 1963, Techno Electric & Engineering Company Ltd. (TEECL) is one of India's top power-infrastructure companies.

We provide end-to-end solutions to our customers across the electricity value chain through our Engineering, Procurement and Construction (EPC) vertical, asset ownership and operations and maintenance services. Our business spans three broad industry segments viz., generation, transmission and distribution.

By offering our EPC services to core industries in India and abroad, working in Public-Private Partnerships (PPP) to build transmission networks, growing our portfolio in green energy, we are helping shape the future of the energy sector in India. We provide our clients a gamut of integrated services — from design to commissioning of plants and from handover to carrying out maintenance. Our rich terrain knowledge, record of timeliness, efficient financial management and use of industry-next technologies have established us as preferred partners in the industry.

Operating Model

ENGAGED IN THREE PRIMARY BUSINESS TYPES

- EPC
- Asset Ownership
- Operations and Maintenance

DEEPENING FOOTPRINT ACROSS FOUR POWER SEGMENTS

- Generation
- Transmission
- Distribution
- Industrial

LIFECYCLE ENGAGEMENT

From design to commissioning handover to maintenance and operation management



Key Milestones

1980 Launched EPC services

2009 Entered renewable energy generation

2010 Initiated transmission asset ownership

2020 Entered into the Data Centre business

Our Unique Value Proposition

40+ years rich experience in the power sector (EPC)

400+ projects completed since inception

25+ years average experience of core engineering team

400 professionals in team (engineering and other specialisations)

AA long-term rated by CRISIL

A1+ short-term rated by CRISIL

Business Segments

Operating across Key Domains

Our operations are spread across contracting, wind power generation and building transmission networks. Our mainstay are our EPC services for transmission and distribution sectors, but we have made inroads into the BOOT segment to provide transmission network solutions.

We are also an independent renewable energy producer with 129.9 MW wind energy capacity. Our customers are mainly central and state public sector undertakings, but we also cater to private companies in power-intensive industries.

Engineering, Procurement and Construction (EPC) Services

We contribute significantly to India's power generation capacity and inter-regional transmission capacity through our EPC business. Leveraging our decades-long expertise, we are now positioned among the industry leaders in providing generation, transmission and distribution infrastructure solutions to some of the core sector industries in India. Our EPC segment contributed 90% to the total revenues and 66% of the total EBIDTA in FY 2020-21.

POWER GENERATION

- We provide Flue Gas Desulfurisation (FGD) turnkey solutions to captive power plants
- Also, balance-of-plant solutions for thermal and hydro power projects

TRANSMISSION AND DISTRIBUTION

We construct air insulated and gas insulated substations, installation of overhead lines.

- We have Extra High Voltage (EHV) substations of up to 765 kV (AIS/GIS)
- Static Synchronous Compensator (STATCOM) installation of up to 250 MVaR

Our Distribution Operations Include:

- Advanced Metering Infrastructure
- Distribution systems management through Accelerated Power Development and Reforms Programme (APDRP)
- Association with Rajiv Gandhi Gramin Vidyutikaran Yojna (RGGVY) in Bihar

INDUSTRIAL SECTOR

We forayed into the industrial sector by virtue of our EPC-based projects, but this move has reaped rich dividends for us, opening up attractive opportunities available in this segment. We mainly cater to power intensive industries, aluminium smelters and refineries. We provide the following:

- Power distribution systems to power intensive industries
- Offsite piping systems
- Oil handling plant process industries
- Naptha and diesel run systems for turbine-based power plants
- Water and allied system
- Fire protection system
- Plant electrical and illumination system

Public Private Partnership (PPP) Projects

We expanded our operations beyond the EPC space to enter into PPP projects based on Build Own Operate and Transfer (BOOT) and Build Own Operate and Maintain (BOOM) operating models. We are India's first company to enter a PPP agreement with Haryana Goverment for setting up a transmission network. We are now carrying out a major BOOM transmission network project in Kohima, Nagaland. We do the following in this vertical:

- Transmission linkages through BOOT and BOOM projects
- Projects provide annuity income, stable multi-year cash flows
- Modest return on equity
- In-house EPC business
- Operations and maintenance revenue

Green Power

We ventured into the renewable energy segment in 2009. We started our journey with the acquisition of two wind power generating companies – Simran Wind Project Private Limited (Simran) and Super Wind Project Limited (Techno Electric). Today, we are an independent renewable energy producer with 129.9 MW wind energy capacity in Tamil Nadu and Karnataka. Green Power contributed 10% of the total revenues and 34% of the total EBIDTA in FY 2020-21. The projects provide stable multi-year cash flow and offer a modest risk-reward ratio.

Techno Electric & Engineering Company Limited

- **EPC**
  - Power Generation
  - Transmission and Distribution
  - Industrial Sector
- **Wind Generation**
  - 129.9 MW Wind Energy Generation
- **Linkage**
  - 26%
  - **Kohima Mariani Transmission Limited**
    Build a Transmission network of 400 kV; 253 km Transmission line and Substation of 400/220kV No. Boys 8/6 at Kohima, Nagaland on Build Own Operate and Maintain (BOOM) basis for 35 year

Our Core Strengths

Leveraging Our Capabilities

The Indian energy landscape is evolving at a fast pace, with the government sharpening its focus on access to clean and affordable energy through reliable infrastructure.

We are operating in an environment with a high growth potential and we intend to leverage our strengths to help capitalise on the changing market scenario and provide best-in-class solutions to our customers.

What is Different about Us?

ABILITY TO EMBRACE CHALLENGES

We believe that there is no growth without challenges. Our foray into the industrial sector, growing of transmission assets in our book and increasing exposure to renewables happened because we were ready to take on challenges to grow.

EFFICIENT WORKING CAPITAL MANAGEMENT

We maintain a strong corpus of working capital by commissioning a select number projects at a time and completing them before moving onto newer projects. Through this, we have preserved our motto of quality over quantity by efficiently sustaining execution pace, working capital management and cost control.

RICH TERRAIN UNDERSTANDING

We have been in this industry for more than four decades and possess experience of operating across business cycles, diverse industries and diverse regions, be it India or abroad. We are constantly leveraging our deep industry knowledge, partnerships with top technology leaders, and ability to handle projects on a tight schedule to sustain our execution record.

ON-TIME PROJECT COMPLETION

We are acknowledged in the industry for our impeccable project execution within strict timelines. This has been one of our biggest strengths, and we intend to maintain this record.

COMMITTED TO COMPLIANCE

We have always valued our commitment to quality management, environmental stewardship and employee safety. We have the following certifications that help us create value for our stakeholders:

- ISO 9001:2008,
- ISO 14001:2004
- BS OHSAS 18001:2007

COMPETENT TEAM

We have a dedicated workforce with an average industry experience of 25+ years. Our team has over 225 engineers and 35 postgraduates who bring to the table their expertise in the fields of design, construction, project management, procurement, quality assurance, business development, and marketing and financial management.

ASSET-LIGHT MODEL

We follow an asset-light approach which ensures a fixed overhead structure. We do not subcontract our projects unlike many of our peers. This gives us a competitive edge and helps us deliver quality to our customers.

BEST-IN-CLASS TECHNOLOGY

Our robust business model and longstanding relationship with technology leaders allow us to source the latest technology from around the world, enabling us to provide innovative solutions and facilitating timely execution of projects. We are constantly looking for new technology (like STATCOM, HVDC) to bring a cutting edge to our projects.

BIDDING EXPERTISE

Our decades of experience in this field and strategic business model help us compete in high-margin 'and' low-competition segments. We have maintained high bidding discipline and we are selective in our pursuit of projects, focusing on our core areas and capturing opportunities only if we possess adequate capabilities and knowledge about the project requirements or region.

PARTNERSHIP WITH INTERNATIONAL MANUFACTURERS

We believe in investing in innovative technology and choosing best-in-class solutions to cater to our stakeholders. We have partnered with reputable international manufacturers to design world-class project innovations and assure our customers both quality and precision.

ROBUST VENDOR ECO-SYSTEM

Our robust supply chain and our business partners help us reach remote locations and overcome challenges to ensure uninterrupted service for our esteemed customers.

CONSTANTLY IMPROVING FOCUS ON CUSTOMER-CENTRICITY AND CONTRACTUAL OBLIGATIONS

Keeping our customers at the forefront, we customise our service channels to cater to their individual needs, ensuring optimised results. We strictly adhere to our commitments on cost and timeliness.

RECORDED LOW GEARING, HIGH CREDIT RATING, LOW-COST DEBT

We strive to maintain a healthy capital structure that reflects judicious use of debt and equity, maintaining a balance between our growth and assets.

ZERO PENALTY RECORD

We maintain quality service leveraging modern technologies and innovative solutions within the boundaries of the law. We have a record of zero penalties owing to our stringent internal control mechanism, policies and efficient governance.

Message from the Chairman and Managing Director

Helping Shape the Future

P.P. Gupta
Chairman and Managing Director

//

I am full of appreciation for the dedication and agility shown by our workforce in transitioning and adapting to a new set of circumstances at work. Their efforts have allowed us to stay on track, and their stupendous achievement is reflected in our balance sheet for FY 2020-21."

Dear Stakeholders,

I hope you and your loved ones are safe. I would like to express my respect and gratitude to each one working during this pandemic to make our lives better and secure us against the virus – the medical community and all frontline COVID warriors. I would also like to extend my heartfelt condolences to those who have lost a dear one in this crisis.

This year has been a learning experience for all of us. Businesses and individuals have been compelled to rethink the way they conduct themselves and adjust to a new normal. As we continue to navigate through the uncertain times, we, as a business, rely on our sense of purpose to guide us and help us make critical decisions, keeping the best interests of our stakeholders in mind.

I am full of appreciation for the dedication and agility shown by our workforce in transitioning and adapting to a new set of circumstances at work, where many have had to operate from their homes and yet keep the best interests of the business foremost on their minds. Their efforts have allowed us to stay on track, and their stupendous achievement is reflected in our balance sheet for FY 2020-21.

EXTERNAL ENVIRONMENT

Over the last few years, the global energy sector has undergone a great deal of change, owing to various macroeconomic factors and subdued industrial activities. The situation was aggravated by the pandemic, which brought about far-reaching changes in lives and livelihoods of people across the globe. As the world and businesses build back, this is the right time to rethink plans, operations and business execution keeping in mind the collective need to shape a better future for everyone. A future in which clean energy will play a major role.

Although global energy demand dipped because of cessation of industrial activities for a while in FY 2020-21 on account of the pandemic, global energy demand is expected to rise by 4.6% in FY 2021-22. Almost 70% of the rise in demand will emanate from the emerging markets and developing economies. The resurgent demand of 0.5% above the 2019 levels is expected to offset the contraction of the energy sector that was seen in 2020.

India has tremendous potential to generate demand as well as supply the demand in the power sector. The country is undergoing a digital transformation with power at its core. This has brought about a sharp increase in the energy demand potential of the country, and this is backed by the growing prospects for the manufacturing sector in India. With sustained government focus on the nation's move towards self-reliance in manufacturing, there is great scope for demand generation in the power sector, and thus potential for growth for companies in this critical sector. To support this growth, the Government of India has reduced tariffs and

provided additional benefits through various schemes and agreements.

The government is also placing a lot of importance on clean energy generation. It has set an ambitious target of reaching 175 GW of renewable energy generation by 2022. India is undergoing transformative change in the power sector as a result of two positive developments in the nation's energy system. Firstly, India has successfully brought electrification to millions of citizens in recent years. Second, the growth in the renewable energy (RE) sector owing to supportive government policies and increasing awareness about clean energy. These developments align with India's goals for the global agenda of decarbonisation.

India, however, saw a visible change in the power consumption pattern in 2020 due to the onset of the pandemic. The energy demand became tepid, and the oil and coal sector took a massive hit as the country entered a nation-wide lockdown which led to industrial operations coming to a standstill. This had an impact on the transmission and distribution channels as well. However, India saw a growth in demand in the RE sector, with a growth of 15% from wind and solar.

RESILIENT PERFORMANCE

Although we have registered a strong growth in revenue at a consolidated level, our EPC revenue in FY 2020-21 was low. We lost 60 potential days due to lockdown and the fallout of the quarantine measures in different states that slowed down industrial activity for months and disrupted the operations of many of our clients. At a consolidated level, our revenue from operations for FY 2020-21 stood at ₹ 8,892 million, showing a growth of 1.49 % from ₹ 8,762 million in FY 2019-20, while Profit After Tax (PAT) stood at ₹ 1,857 million. Our EBITDA for the year stood at ₹ 2,160 million and our earnings per share was at ₹ 16.53 at the end of FY 2020-21.

Even though it was a difficult year, our decentralised operations and efficient systems helped us sharpen our focus on execution with technology-based solutions. We are looking forward to capitalising on the growth opportunities and leveraging innovative solutions to be future-ready. As we continue the expansion of our footprint, we are moving towards becoming more asset-light by divesting our stakes in the PPP projects of Patran Transmission Company Ltd., Jhajjar KT Transco Private Ltd. and Kohima Mariani Transmission Ltd. with an intention to increase focus on our core EPC business and prepare ourselves for the emerging segments. Along with this, we are focused on expanding our Flue Gas Desulphurisation (FGD) business to scalable heights by FY 2022-23.

During the year under review, we forayed into the data centre industry with a vision to contribute significantly to India's emerging data centre industry. As one of the world's largest data subscriber populations continue to adapt to a new digital life, India's data centre demand is expected to grow exponentially. We intend to contribute to this industry through multiple ultra-scalable, hyper-density data centres. We have established a detailed roadmap for our data centre business, starting with our first data centre of 30 MW to be commissioned in Chennai in FY 2022-23.

During the year under review, we forayed into the data centre industry with a vision to contribute significantly to India's emerging data centre industry. We intend to contribute to this industry through multiple ultra-scalable, hyper-density data centres."

We are an organisation that is competent and adaptive and our focus is remaining an industry leader. We understand that responding to change with resilience is the only way forward. We are ready to face this challenge from a position of strength with a promise to do better."

GROWING TOGETHER

Keeping in mind the changing circumstances, we created a detailed COVID-safety protocol to ensure the safety of our employees at our facilities. We introduced a flexible and accommodative work-from-home option for our employees wherever possible. We also organised a vaccination drive for our employees and their families.

We have always been conscious about the betterment of our communities and contributing to their holistic development. Our core focus areas of our corporate social responsibility initiatives include education, empowerment and healthcare. We support local NGOs such as Antra Foundation, which helps specially-abled children, and Vivekananda Vidyavikash Parishad, which is focused on educating of underprivileged children. Through Antra Foundation in Kolkata we rehabilitated over 50 specially-abled children to a new wing in Kolkata complete with medical facilities. Our focus this year, however, was on providing COVID-19 relief measures to the community. We provided medical aid and healthcare facilities to villagers in the vicinity of our facilities during both the COVID-19 waves. We are committed to consistently providing support to these communities in the coming times.

FOCUS ON ENVIRONMENT, HEALTH AND SAFETY

With an aim to contributing to environmental conservation, we are moving towards reducing our carbon footprint through our operations. We strive to integrate sustainability concerns into our core businesses so that preservation of the environment becomes an integral part of our operations, rather than remaining an independent exercise. Additionally, we are very particular about workplace health and safety, and our operations are undergoing a transformation to meet new EHS requirements. We are now looking at Clean Development Mechanism (CDM) certificates as a viable option to help us reduce our carbon emissions and focus on cleaner energy sources.

IN CONCLUSION

As we close this extraordinary year, we are looking forward to exploring a multitude of opportunities. Our external environment continues to remain uncertain as we navigate the recurrent waves of the pandemic. We are an organisation that is competent and adaptive with our focus towards remaining an industry leader. We understand that responding to change with resilience is the only way forward. Thus, we are ready to face this challenge from a position of strength with a promise to do better.

I am extremely proud of our employees who have worked relentlessly to deliver results in times of crisis. I would like to further extend my gratitude to our shareholders, investors, customers and all our stakeholders for trusting us and extending their support throughout.

Best wishes,

P.P. Gupta
Chairman and Managing Director

Key Performance Indicators

Powering on in the Face of Challenges

Although two months of the lockdown impacted the initial quarters, we posted a strong consolidated revenue and improved on our past year's performance in most metrics.

Revenue from Operations

(₹ in million)

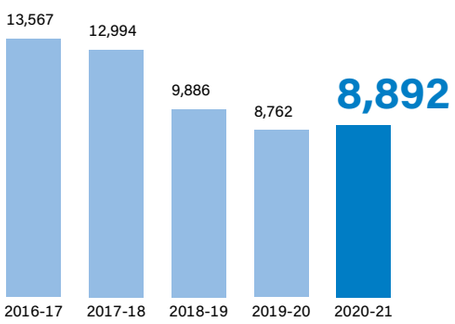

Earnings Per Share

(₹ in million)

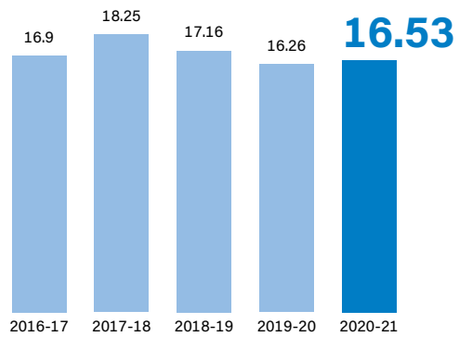

EBITDA

(₹ in million)

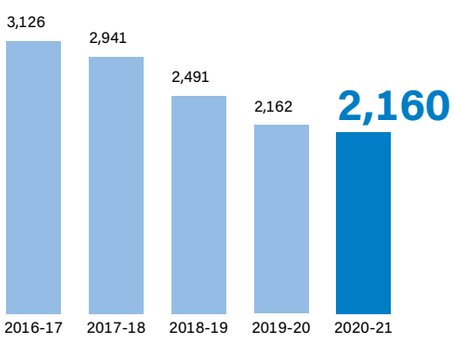

Profit After Tax (PAT)

(₹ in million)

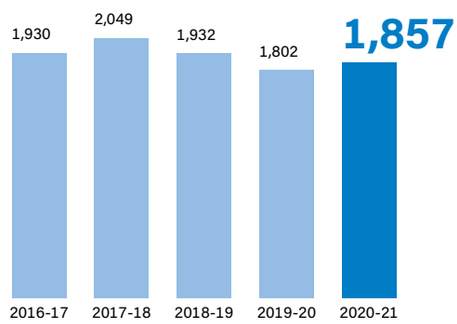

Financial Highlights

Particulars	As at 31st March 2021		As at 31st March 2020		As at 31st March 2019		As at 31st March 2018	
	INR in Lakhs	USD in Millions	INR in Lakhs	USD in Millions	INR in Lakhs	USD in Millions	INR in Lakhs	USD in Millions
		1 USD = 73.5047		1 USD = 75.3859		1 USD = 69.1713		1 USD = 65.0441
Revenue from Operation (EPC Division)	78,919.36	107.37	78,434.94	104.04	87,915.14	127.10	1,17,337.08	180.40
Revenue from Operation (Wind Division)	10,003.50	13.61	9,181.67	12.18	10,949.22	15.83	12,099.26	18.60
Total Revenue from Operations	**88,922.86**	**120.98**	**87,616.61**	**116.22**	**98,864.36**	**142.93**	**1,29,436.34**	**199.00**
Total Expenditure (excluding depreciation and finance cost)	67,307.95	91.57	65,997.78	87.55	73,943.46	106.90	1,00,025.54	153.78
Operating Profit (PBIDT & Other Income)	21,614.91	29.41	21,618.83	28.67	24,920.90	36.03	29,410.80	45.22
Other Income	8,359.15	11.37	4,493.03	5.96	5,916.53	8.55	3,696.47	5.68
Finance Cost	784.58	1.07	604.98	0.80	1,227.18	1.77	2,354.88	3.62
Profit before Depreciation & Tax	29,189.48	39.71	25,506.88	33.83	29,610.25	42.81	30,752.39	47.28
Depreciation	4,111.03	5.59	4,152.35	5.51	4,182.32	6.05	4,236.15	6.51
Profit before Tax	25,078.45	34.12	21,354.53	28.32	25,427.93	36.76	26,516.24	40.77
Provision for Taxation	5,033.37	6.85	3,685.45	4.89	7,268.61	10.51	6,486.11	9.97
Profit after Tax	**20,045.08**	**27.27**	**17,669.08**	**23.43**	**18,159.32**	**26.25**	**20,030.13**	**30.80**
Equity Share Capital	2,200.00	2.99	2,200.00	2.92	2,253.65	3.26	2,253.65	3.46
Net Worth	1,61,064.30	219.12	1,47,220.07	195.29	1,40,436.78	203.03	1,22,298.31	188.02
Borrowings (including Current Maturity)	4,000.31	5.44	-	-	4,448.48	6.43	6,674.60	10.26
Borrowings (Net of Cash and Bank balances)	-	-	-	-	-	-	2,929.88	4.50
Net Debt to Equity Ratio	-	-	-	-	-	-	0.02	0.02
Return on Equity (ROE) %	**12.45%**	**12.45%**	**12.00%**	**12.00%**	**12.93%**	**12.93%**	**16.38%**	**16.38%**
Return on Capital Employed (ROCE) %	**16.06%**	**16.06%**	**14.91%**	**14.91%**	**18.98%**	**18.98%**	**23.61%**	**23.61%**
Book Value per share (₹/USD)	146.42	1.99	133.84	1.77	124.63	1.80	108.53	1.67
Earning per Share (₹/USD)	18.22	0.25	16.04	0.21	16.12	0.23	17.78	0.27
Operating Profit (%)	24.31%	24.31%	24.67%	24.67%	25.21%	25.21%	22.72%	22.72%
Profit before Tax (%)	28.20%	28.20%	24.37%	24.37%	25.72%	25.72%	20.49%	20.49%
Profit after Tax (%)	22.54%	22.54%	20.16%	20.16%	18.37%	18.37%	15.47%	15.47%

ROE = PAT / Networth

ROCE = EBIT /Capital Employed (Networth+ Net Debt)

Business Review

Our Energetic Growth Drive

From exploring new business verticals aligned to EPC, seeking out new ventures in transmission and divesting assets in the green power business, at TEECL, we are tapping into all possibilities to grow and create value for our stakeholders.

EPC Business

Key Highlights FY 2020-21

68%
ROCE of EPC as on 31st March, 2021

₹19,323 million
Size of order book as on 31st March, 2021

24 months
Revenue visibility

Segment-wise order book for the Quarterended 31st March, 2021

- **> ₹2,932 million Generation**
- **> ₹11,206 million Transmission**
- **> ₹5,185 million Distribution**

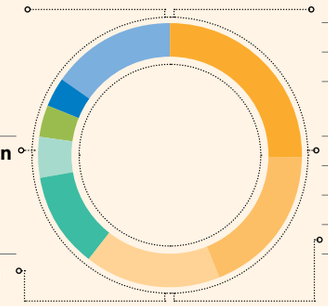

Name of the client	Amount in million	Total 100 (in %)
REC Power Distribution Co. Ltd (JKPDD)	4,368.5	22.61
PGCIL	3,236.0	16.75
Damodar Valley Corporation	2,835.6	14.67
Rampur Sambhal Transco Ltd., Rampur	2,092.0	10.83
Sterlite Grid 18 Limited	2,048.3	10.60
DABS, Afghanistan	835.9	4.33
(CEB)Togo	689.3	3.57
Kerala State Electriccuty Board	598.3	3.10
Other	2,620.0	13.56
Total	**19,323.8**	

Revenue from Operations

(₹ in million)

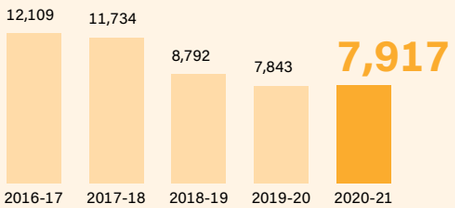

EBITDA

(₹ in million)

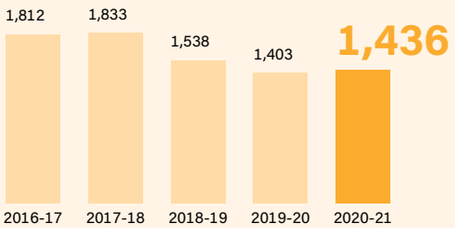

Profit After Tax (PAT)

(₹ in million)

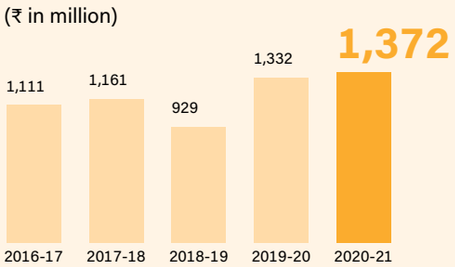

₹2,500+ million
Annual cash surplus

15%+
EBIDTA margin over the last 5 years

90%
Revenue of the total business from EPC as on 31st March, 2021

Opportunity Landscape

Our EPC business has a promising future owing to our robust system and continuous endeavour to expand our business into new avenues. We have proactively grabbed opportunities and adapted to the changing external environment.
What we did in FY 2020-21:

DATA CENTRES

Data Centres are essential to drive India's digital advancement. India is heading towards a Data Centre Capacity of 1 GW by 2025, with an industry revenue of around US$4-5 billion. We are all set to foray into this sector backed by our experience of over two decades in MEP (Mechanical, Electrical in Power sector). We aim to build Data Centres of 250 MW by FY 2025-26 all across India.

NEW EMISSION CONTROL POLICIES

According to new government norms, unless thermal plants control their sulphur emissions, they will have to shut down. We have received contract of Flue-Gas Desulphurisation (FGD) for the 500 MW (1 x 500 MW) Bokaro thermal power project of DVC for ₹ 3,190 million. We plan to bid for 12,000 MW of projects i.e., around ₹ 60 billion and target to convert 10-15% of the bid out of this.

INCREASING SCOPE FOR TRANSMISSION CONNECTIVITY THROUGH TARIFF-BASED COMPETITIVE BIDDING (TBCB)

The Government of India has announced, ₹ 15,322 crores to be allocated for the power and renewable sectors for FY 2021-22 through tenders. We plan to participate in these bids and partake in this exciting development which involves setting up of sub-stations at 765 KV level in which we have a market share of approximately 50%.

ADVANCED METERING INFRASTRUCTURE (SMART METERING)

The first step towards realising smart grids is the implementation of Advanced Metering Infrastructure (AMI). The Government of India has come out with several transformational policy initiatives for reforming the power sector in India, including replacement of conventional metres with smart metres. We have received orders worth ₹ 106 crores in new this business area for implementation of smart metering sorks at Jammu and Kashmir, which would amount to an order worth ₹ 205 crores in due course.

INCREASING PRESENCE IN OVERSEAS MARKETS

We bagged the following trans-border projects

Uganda
Design, supply and erection of 160 km 132 kV double circuit Mbarara – Nkendao transmission line and associated substations worth US$18 million. The project was completed in 2016.

Togo
Project in Communaute Electrique du Benin (CEB), Togo, for extension of Kara substation and design, supply, installation and commissioning of new 161/20 kV substation at Mango worth US$9.69 million.

We have the following project on the horizon:

Kenya
Order worth US$87 million is in the advanced stages of settlement for KETRACO, Government of Kenya Undertaking. Scope:220 kV power network with line sub-contractor being Kalpataru Power Transmission Co. Ltd.

Afghanistan
The Afghanistan Breshna Sherkat (DABS), Kabul, Afghanistan for design, supply and construction of 500 kV substation worth US$35 million. Majority of the project has been executed.

Transmission Asset Ownership

We participate in transmission projects via PPP projects. We implement innovative solutions in this sector, leveraging our expertise in the EPC sector. We have three main projects in the PPP sector.

Overview of Projects

JHAJJAR, HARYANA

We implemented a 400 kV transmission system with double circuit quad moose line that extends from Jharli to Kabulpur in Rohtak (35 km) and from Kabulpur to Dipalpur in Sonepat (64 km) using the Design Build Finance Operate Transfer (DBFOT) arrangement and a transmission network designed to evacuate 2,400 MW in 2012. We have two substations of 400/220 kV of 24 bays each at Rohtak and Sonepat. This was the first transmission project to receive viability gap funding support from the government worth ₹ 920 million.

KOHIMA, NAGALAND

In this BOOM transmission network project, our responsibility was designing, constructing, erecting, completing and commissioning a 400 kV transmission system with transmission lines extending from Imphal to New Kohima (134 km) and from New Kohima to Mariani (119 km). We set up substations of 400/220 kV at New Kohima for this project.

PATRAN, PUNJAB

We implemented an end-to-end BOOM transmission network project in Patran, Punjab in 2016. For this project, we set up 400/220kV GIS substation with 14 bays with 1,000 MVA evacuation capacity, comprising LILO of Patiala Kaithal. We set up a 400 kV double circuit triple snowbird line at Patran.

Project Developments

JHAJJAR KT, HARYANA - (COMPLETED AND EXITED)

We sold our entire stake in Jhajjar KT Transco Private Limited to India Grid Trust at enterprise value of ₹ 310 crores in 2020

PATRAN, PUNJAB - (COMPLETED AND EXITED)

We sold our 74% stake in Patran to India Grid Trust at enterprise value of ₹ 225 crores in 2019

KOHIMA, NAGALAND- (COMMISSIONED AND UNDER OPERATION)

We entered into a definitive agreement with CLP India Private Limited to sell our 26% stake in Kohima Mariani Transmission Limited (KMTL) at Enterprise Value of ₹ 1,800 crores

Annual revenue expected is ₹ 2,000 million

Projected ₹ 70,000 million income over the complete concession period of 35 years

Opportunity Landscape

- Leverage EPC knowledge as transmission asset complements EPC
- Enhance valuation and profitable encashment opportunities with long-term annuity incomes
- Generate operations and maintenance revenues
- Improve scale and stability with asset ownership
- Reduce requirement to bid aggressively and therefore, decrease participation in unhealthy competition

Green Power

We became an independent renewable energy producer in 2009 and today, we have a total generation capacity of 129.9 MW wind power capacity.

2009

Acquired two wind power-generating companies, Simran Wind Project Private Limited (Simran) and Super Wind Project Private Limited (merged with Techno Electric), with capacities of 50.45 MW and 45 MW, respectively

2011

- Received private equity investment from International Finance Corporation, Washington
- Set up 111.9 MW wind farm in Tamil Nadu

2015

Bought back the 3.38% stake held by International Finance Corporation

2016

Sold 44.45 MW of wind power assets at an effective valuation of ₹ 2,150 million during Q1

2017

Sold 33 MW of wind energy assets in Tamil Nadu at an effective valuation of ₹ 1,650 million

Overview of Project

Simran Wind Power Ltd.

Capacity	18 MW	111.90 MW
Date of Acquisition/ Commissioning	During 2009-10	31st March, 2011 – 24th February, 2012
Location	Karnataka	Tamil Nadu (111.90 MW)
Capacity	12 turbines x 1.5 MW each	48 turbines x 1.5 MW each; 19 turbines x 2.1 MW each
PLF	18-24%	24% - 28%
Tariff	₹ 3.40 (Karnataka)	APPC tariff – ₹ 3.12 (TN) for 111.90 MW
Project Cost	₹ 885 million	₹ 6,650 million
O&M	Free for first 5 years; 5% escalation from ₹ 1 mn/MW	Free for first 4.5 years; 5% escalation from ₹ 0.80 mn/MW started from May 2016 for 72MW and ₹ 0.95 mn/MW starting Aug 2018
GBI Benefit	-	111.9 MW registered with IREDA

Key Highlights FY 2020-21

With a view to divest our assets and focus on emerging opportunities, we exited the assets at the same price at which the investment was made

Revenue from Operations

(₹ in million)

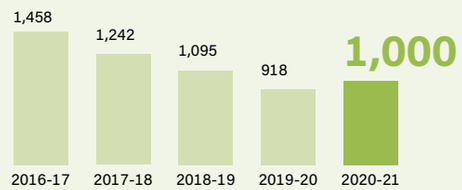

EBITDA

(₹ in million)

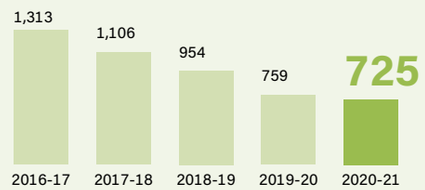

Units Generated

(in million)

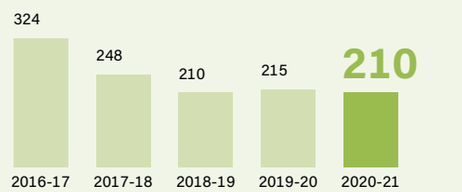

Realisation/Unit

(₹)

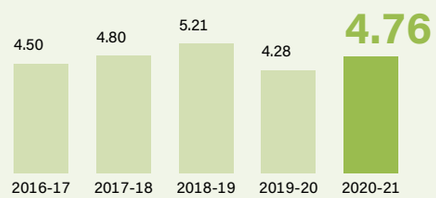

Opportunity Landscape

We intend to divest the balance portfolio of 129.9 MW wind assets to improve strength for bidding in more PPP projects in transmission sector, improve ROCE and focus on core EPC vertical.

Emerging Business

Making a New Beginning

Capitalising on the emerging opportunities, the tremendous increase in digital data consumption following the pandemic, the government's steps to promote a digital economy, and our in-house EPC expertise, we are moving into the business of developing data centre infrastructure.

India as a data centre market is booming. Investments are flowing in and is expected to reach US$8 billion by 2026. The pandemic tremendously accelerated data consumption and as our reliance on digital technology grows in the post-COVID world, adoption of smart devices increase, the hunger for seamless cloud connectivity grows, there will be a surge in data storage and processing requirements together with the need for data security. Following this path, the data centre industry in India is set for an exponential growth in the next few years.

DATA CENTRES: TRENDS AND OPPORTUNITIES IN INDIA

- One of the youngest, tech-savvy populations in the world
- The deployment of 5G network is likely to boost the digital economy and enhance the demand for high bandwidth networking infrastructure
- Following the pandemic, India has witnessed a growth of over 30% in internet usage consumption. Sectors such as banking, retail, e-commerce, manufacturing, and professional services, already the leading revenue contributors to the Indian server market, will further boost the demand for increased access to internet-related services
- Government initiatives such as Digital India is transforming the country into a digital knowledge economy. In fact, government-owned organisations, such as the National Payments Corporation of India, are significantly investing in data centres to improve the digital (cloud-based) services offered by government agencies
- Significant interest from global operators: hyperscale operators such as Microsoft and Google are planning to open their facilities in India
- Premier educational institutes are adopting cloud computing curricula as mainstream education
- With renewable energy constituting 23% of installed capacity in India, there is now significant push for procurement of renewable energy sources among data centres in India to transition to greener operations

TEECL GAMEPLAN

The future of our country is highly dependent on internet usage, electricity and the use of renewable energy. Leveraging our expertise in EPC and renewable energy, we have forayed into the data centre industry. We plan to do the following:

Develop hyper density Data Centres of 250 MW by FY 2025-26 across India

Build an ultra-scalable, hyper density data centre of 30 MW IT load in Chennai, Tamil Nadu by FY 2022-23

Build a data centre of 30 MW IT load in Kolkata, West Bengal by FY 2023-24

Leverage economies of scale:
- **Data Centre at Hyderabad by FY 2024-25**
- **Data Centre at Navi Mumbai by FY 2024-25**

OUR VISION

To create multiple ultra-scalable, hyper-density data centres

Our vision is underpinned by three critical pillars:

Green power generation capacity

EPC Capabilities

Large infrastructure asset development and ownership experience, along with operations and maintenance services

PROJECT PHOENIX

Beginning our journey in the data centre business in Tamil Nadu, we want to extend our footprint across India and extend to the APAC region. Here is how:

- Set up a 30 MW IT load data centre in Chennai for an investment of ₹ 900 crores (approx.)
- Powered by captive wind energy source of 111.9 MW at Tamil Nadu
- Build data centre by leveraging our EPC capabilities
- Operate and maintain the non-IT portion of data centres by leveraging our experience of operating and maintaining other large infrastructure assets
- Utilise cable landing station, which is under development by State Government of Tamil Nadu for providing subsea broadband connectivity links with European and Asian markets (APAC Region)
- Obtain certifications for data centres at Tier 3/Tier 4

Community Welfare

Strengthening our Communities

We understand that we can leverage our scale, reach and capabilities to majorly improve the lives of communities in regions where we operate. Through our CSR initiatives, we aim to create long-term social and economic value.

We endeavour to touch more lives, empower communities and multiply the positive impact we make on their lives. Our CSR strategy is aligned with our commitment to promote inclusive development.

Key Highlights for FY 2020-21

EDUCATION

We partnered with Vivekananda Vidyavikash Parishad in Howrah, West Bengal to provide quality education, skill training and enhance opportunities for underprivileged children. We also partnered with Bhalo Pahar in Purulia, West Bengal for promoting education to underprivileged children at schools in rural and tribal areas. We worked with Bharat Lok Shiksha Parishad in Wazirpur, Delhi to provide support to Ekal Vidyalaya.

ART AND CULTURE

We collaborated with Karmakshetra Education Foundation in Ahmedabad, Gujarat and Ramakrishna Mission Ashrama Sohra in East Khasi Hills, Meghalaya for promoting education in the art and culture sector and to encourage protection of art and culture.

We provided financial aid to BAPS Swaminarayan Sanstha for supporting their efforts in the protection of our Indian heritage and culture in Maharashtra.

HEALTHCARE AND REHABILITATION

We collaborated with Antra Hospital in Kolkata, West Bengal to provide medical assistance to over 50 specially-abled children and rehabilitated these children to a new facility complete with all medical facilities required for their care and well-being. We partnered with Sapna NGO in Delhi to provide healthcare and medical facilities to designated hospitals and healthcare facilities in New Delhi. We worked with Jan Manas Foundation in Patna, Bihar, to provide relief and rehabilitation for underprivileged people.

WOMEN EMPOWERMENT

We collaborated with Chowrangi Cheers Foundation to provide resources and opportunities to women in and around the city of Kolkata, West Bengal and work towards reducing inequality and promoting women empowerment.

FOOD AND NUTRITION

We worked with Lions Club International in Kolkata, West Bengal to carry out the Annapurna Dry Ration Project where food, nutritious meals and dry ration kits were provided to underprivileged, poor and homeless people.

COVID-19 RELIEF

As the nation struggled to provide sufficient healthcare facilities, we contributed to the fight against COVID-19 by providing medical aid and facilities to the local people in the vicinity of our facilities. We arranged for beds, medicines and other supplies needed for the treatment of people affected by the virus.

People

Building on Inherent Capabilities

At TEECL, we believe our workforce is our chief asset and we strive to create a safe, conducive and nurturing workplace.

We have always focused on providing our employees with opportunities to grow and take on leadership roles through employee-oriented initiatives that increase their engagement with the Company. We also run various training and development programmes for the enhancement of their technical, managerial as well as behavioural skills. We promote a diverse and inclusive work environment that encourages self-learning, personal and professional growth and gives our employees the requisite exposure to empower them to become better decision-makers.

403
Total employees

43 years
Average age of overall

The pandemic posed many challenges and we moved with speed to ensure the health and safety of our employees, customers and stakeholders by designing a detailed lockdown resumption plan.

COVID-19 Relief Initiatives:

- Facilitated work-from-home for most of our employees so that they could work from the safety of their own homes
- Formed a COVID-19 Management Team that took all strategic decisions to ensure employee well-being
- Communicated detailed guidelines and SOPs to all employees and stakeholders for implementation of the procedure
- Regular disinfection of offices and plant sites and arranged for sanitisers at all entry and exit points
- Employees returning to office were tested regularly and temperature checks were done on entry; masks were made mandatory on Company premises at all times
- Strict social distancing norms were followed at all offices and facilities
- Organised a vaccination camp for our employees covering the cost of vaccine and required infrastructure/medical support

Governance

Encouraging Ethical Business Conduct

At TEECL, strict compliance, transparency, Board independence, right and equitable treatment of shareholders and protecting the interests of all stakeholders through proper conduct and work efficiency are cornerstones of our Corporate Governance philosophy.

We are committed to upholding the highest standards of transparency, integrity and accountability. Our top management has set a prime example of exemplary leadership and governance and the strength of these actions and principles percolate throughout the whole system right from the senior management to our network of distributors and suppliers.

At TEECL, the Board is entrusted with the ultimate responsibility of the management, directions and performance of the Company. The Board functions through various Committees constituted as per the terms of the Code of Corporate Governance to oversee various operational areas.

BOARD	COMMITTEES
Responsible for governance, ethics, and sustainability	Responsible for identifying and mitigating risks and capitalising on opportunities, review of performance, recommendations, realignments and review of policies governing our practices

BOARD DEMOGRAPHICS

Our Board consists of members who come from diverse backgrounds, and diverse qualifications, skills and experiences that contribute to a well-rounded leadership. The Board and its Committees effectively give strategic direction to the Company and enables it to create long-term value for all stakeholders through its operations.

Highly-engaged Board

94%
Rate of attendance at Board and Board Committee meetings

4
Board meetings during FY 2020-21

12
Board Committee meetings during FY 2020-21

22%
Female Board Members

Board of Directors - Our Visionary Leadership

Mr. P. P. Gupta
Managing Director

Mr. Gupta holds a Bachelor's degree in Engineering and a Master's degree in Business Management from the Indian Institute of Management (IIM) Ahmedabad. He was a management consultant at Bharat Heavy Electricals Ltd. (BHEL) and worked in the merchant banking division of the erstwhile ANZ Grindlays Bank, Kolkata. He also served as Vice President of the Indian Electricals and Electronics Manufacturers Association (IEEMA). Mr. Gupta continues to guide the Company with over 40 years of experience in the domain.

Mr. Ankit Saraiya
Wholetime Director

M C

Mr. Saraiya holds a Bachelor's degree in Science (Corporate Finance and Accounting) with a minor in Computer Information Systems (CIS) from Bentley University in Waltham, Massachusetts, US. He has sound financial and commercial knowledge, along with an experience of over nine years in the related field.

Mr. Krishna Murari Poddar
Independent Director

M C

Mr. Poddar is a Commerce graduate. He is a renowned industrialist and has more than 49 years of industry experience.

Mr. K. Vasudevan
Independent Director

C C

Mr. Vasudevan is an Electrical Engineer and a Fellow of the Institute of Engineers and the Institute of Standard Engineers with more than 45 years of experience. He is the Chairman of Green Business Centre for Southern India. He is a member of the National Committee on Power, Confederation of Indian Industry (CII), and is a former President of IEEMA.

Mr. Kadenja Krishna Rai
Independent Director

M M

Mr. Rai holds a Bachelor's degree in Arts and is a member of the Certified Associates of the Indian Institute of Bankers (CAIIB). He is a retired banking professional with 44 years of experience and has held several important portfolios. He was the Executive Director of Allahabad Bank from 2001 to 2004.

Mr. S.N. Roy
Independent Director

M C M M

Mr. Roy holds a Bachelor's degree in Electrical Engineering from the Indian Institute of Technology (IIT) Kharagpur. He started his career with Indian Oil Corporation Ltd. (IOCL) as a management trainee and thereafter joined BHEL in 1978. He retired as the Executive Director of BHEL in 2003.

C Chairman
M Member
Audit Committee
Corporate Social Responsibility Committee
Nomination and Remuneration Committee
Stakeholders' Relationship Committee
Share Transfer and Transmission Committee

Ms. Dipali Khanna
Independent Woman Director

Ms. Khanna has completed the Leadership Programme from Harvard Business School and obtained a Master's degree in Science (National Security) from National Defence College and a Master's degree in History from Delhi University. She has 40 years of varied work experience in renowned government organisations, with an emphasis on assisting ministries in sourcing capital from the government and developing policies and regulations to enable enhanced participation of the private sector in government initiatives.

Ms. Avantika Gupta
Non-Executive Director

M M M

Ms. Gupta is a Science graduate (Economics and Finance) with a minor in Accountancy and Creative Writing from Bentley University in Waltham, Massachusetts, US. She is equipped with strong financial and commercial knowledge and has over four years of experience.

Awards and Accolades

Growing Recognition

We take pride in demonstrating excellence and industry best practices. We are honored to be recognised for our success as we continue our journey.

1. **Awarded Certificate of appreciation by Kerala State Electricity Board in 2021 for completion of 400 kV Bay extension works at Madakathara**
2. **Received Certificate of Appreciation from Jharkhand Bijli Vitran Nigam Ltd. for 100% electrification in Dhanbad district in 2018**
3. **Received Safety Award from NTPC in 2018 for 'Best HSE Performance at Kudgi Site**
4. **Received award from PGCIL in 2018 as 'Best player in 765 KV AIS Substation Construction in India'**
5. **Awarded Certificate of Appreciation from North Bihar Power Distribution Co. Ltd. and Bihar State Power (Holding) Company Limited in 2016**
6. **Won IEI Industry Excellence Award 2016 from the Institution of Engineers (India) for demonstrating Highest Order of Business Excellence**
7. **Conferred the Best Performance & Safety Award 2016, 2015, 2014 and 2013 by Power Grid Corporation**
8. **Bagged National award for meritorious performance in the power sector from the Ministry of Power, 2014**
9. **Recognised as 'Best Under a Billion'-Top 200 small and mid-cap companies by Forbes in 2008**

Key Customer Accounts

Our Esteemed Clients

Through innovative solutions, timely execution and strong management skills, we have set a benchmark in the industry. This has helped us build a robust portfolio of clients and forge long-term relationships with them.

OUR DOMESTIC CLIENTS

- Andhra Pradesh State Electricity Board
- Assam State Electricity Board
- Bharat Heavy Electricals Limited
- Bihar State Electricity Board
- CESC Limited
- Damodar Valley Corporation
- Haldia Petrochemicals Limited
- Himachal Pradesh State Electricity Board
- Haryana State Electricity Board
- Hindalco Industries Limited
- Indian Oil Corporation Limited
- Indian Petrochemicals Corporation Limited
- Jammu & Kashmir State Electricity Board
- Jharkhand State Electricity Board
- Karnataka State Electricity Board
- Madhya Pradesh State Electricity Board
- Maharashtra State Electricity Board
- Mitsubishi Chemicals Corporation PTA India Corp. (P) Limited
- National Aluminium Company Limited
- NHPC Limited
- Odisha State Electricity Board
- Power Grid Corporation of India Limited
- Rajasthan State Electricity Board
- Reliance Infrastructure Limited
- Suzlon Power Infrastructure Limited
- Tamil Nadu State Electricity Board
- Tata Chemicals Limited
- Telangana State Electricity Board
- Uttar Pradesh State Electricity Board
- Vedanta Limited
- Vestas Wind Technology India Private Limited
- West Bengal State Electricity Board

OUR INTERNATIONAL CLIENTS

- Da Afghanistan Breshna Sherkat (DABS)
- TBEA Shenyang Transformer Group Company Limited
- Uganda Electricity Transmission Company Limited

Management Discussion and Analysis

INDIAN ECONOMIC REVIEW

The past year has seen a global transformation like no other. The onset of the COVID-19 pandemic brought the world to a standstill in the first two quarters of FY 2020-21. India and several other countries around the world were under complete lockdown and operations of industries were shut down completely. This resulted in a massive 23.9% drop in the Indian GDP at the end of the first quarter, which is the lowest ever recorded. However, as industries resumed operations, and the nation adjusted to a new normal, the economy of India recorded a V-shaped recovery.

Real GDP (India)

(Annual % change)

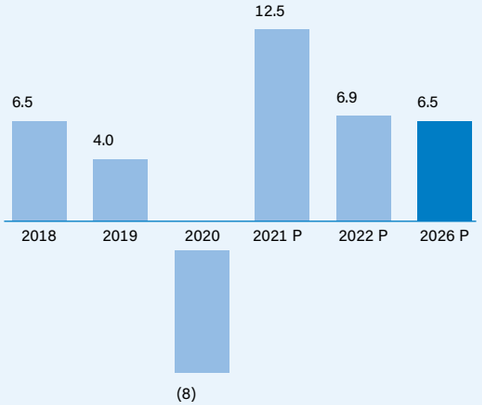

(Source: the IMF, World Economic Outlook, April 2021)

The eight core sectors — coal, steel, cement, fertilisers, electricity, natural gas, refinery products, and crude oil — comprise nearly two-fifths of India's total industrial production. The pandemic resulted in the output of the core sectors reporting a negative growth of 6.5% in FY 2020-21.

The Indian local production scene witnessed a revolution as a result of the 'Make in India' initiative launched by the Government of India (GoI), contributing in a big way to easing liquidity concerns. This initiative focused on self-reliance and creating a strong structural base for the economy on a long-term basis. However, low credit growth, acute shortage of working capital, cancelled orders, customer losses, and severe supply chain disruptions led to MSMEs struggling to stay afloat through the pandemic. Bigger enterprises, however, managed to weather the storm owing to resilient balance sheets and adaptive business continuity strategies.

Outlook

India is a prominent player in the global economy, and ambitious reforms have been undertaken to support economic activity during the global crises. The roll out of the vaccination provides a ray of hope during this challenging period. However, a stronger than expected second wave hit the economy hard and caused localised lockdowns. This led the IMF to revise its original projected growth for the FY 2021-22 at 9.5% after a severe contraction in 2020. This recovery can also be attributed to relief measures undertaken by the government and the hopes of a positive spike in consumption and investment. India is expected to emerge as the fastest growing economy, as per the IMF.

INDUSTRY REVIEW

India is a rapidly growing economy and is set to see the largest increase in energy demand within any country over the next two decades. The Indian power sector underwent significant evolution since the late 1990s. In the past two decades, energy consumption has more than doubled with over 900 million citizens gaining access to electricity in the past 20 years. In 2019, India's rank rose to 22 from 137 in 2014 in the World Bank's Ease of Doing Business – 'Getting Electricity' rankings.

India has a strategic geographic advantage for generation of affordable, clean and reliable energy to match the growing demand, and for the future development of its economy. India is the world's third largest producer and second largest consumer of electricity with an installed power generation capacity of 382.73 GW as of February 2021. Thermal power is still the predominant source of power generation, accounting for a 53% of the share of the total installed capacity, with renewables accounting for 24.6% of the total installed capacity in FY 2020-21.

Fuel	MW	% of Total
Coal	2,02,675	53.0
Lignite	6,620	1.7
Gas	24,924	6.5
Diesel	510	0.1
Large Hydro	46,209	12.2
Small Hydro	4,758.46	1.3
Nuclear	6,780	1.8
Solar	38,794.07	10.3
Wind	38,683.65	10.3
Biomass	10,314.56	2.7
Total	**3,82,730**	

Source: Ministry of Power as on 31st March 2021

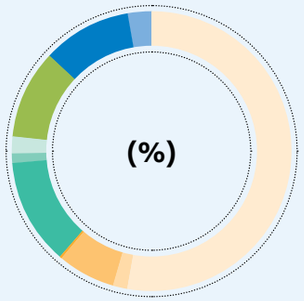

With the support of the GoI to state-owned operators for the purpose of investing in clean energy projects, coupled with technological advancement, India is all set to achieve its ambitious goal of installing 175 GW of renewable energy (RE) by FY 2021-22. The growth momentum, however, was hindered by the pandemic, leading to a steep decline in demand, together with a liquidity crunch. It reinforced the need for structural changes in the industry.

To support a rapidly developing power sector, India needs to strengthen its infrastructure, bring in policy reforms, encourage participation from the private sector, focus on an efficient power trading system, and accelerate digital transformation.

Generation

The power generation sector in India comprises an evolving mix that ranges from conventional sources, such as coal, lignite, natural gas, oil, hydro, and nuclear power to viable non-conventional sources, such as wind, solar, and agricultural as well as domestic waste. The share of renewable energy sources in the total installed capacity has gone up to 25%. The use of conventional sources has steadily declined in 2020. In FY 2020-21, domestic electricity generation was 1,380 BU, 0.6% less than FY 2020-21.

Lower power generation in FY 2020-21 was a consequence of a sharp fall in electricity demand from the industrial and commercial sectors consequent to the nation-wide lockdown between the end of March and May 2020. Disruptions in the supply of inputs, raw materials, and labour shortages resulted in operational limitations across regions. Electricity generation in March 2021 was at 131 billion units (BU), which was 22% more than March 2020.

The renewable energy capacity grew significantly due to decrease in tariffs, policy changes and support from the Government of India. Generation from renewable energy sources increased on a monthly basis (by 9%) as well as annually (by 6%) in March 2021 to 11.9 BU. Renewable energy generation in FY 2020-21 was the highest on record at 146 BU. Growth in the renewable sector was delayed due to the pandemic.

131
billion units

was the electricity generation in March 2021 which was 22% more than March 2020

All India Electricity Generation in FY21

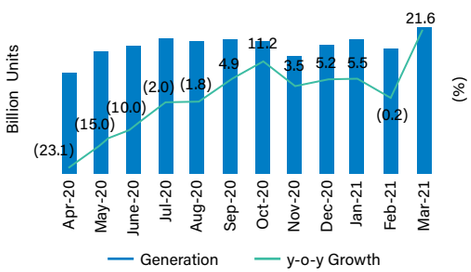

Source: CEA (prov)

All India Electricity Generation in FY21

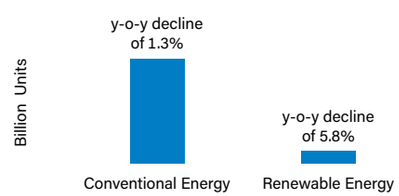

Source: CEA (prov)

Power Supply Position (GW)

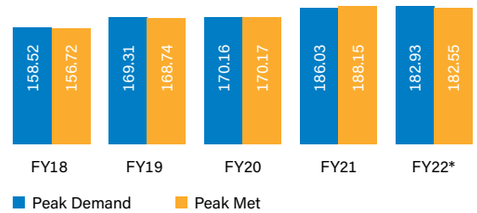

Source: IBEF

	Generation - March 2021 (in BU)	M-o-M growth (in %)	y-o-y growth (in %)
Thermal	106.99	17	29
Coal	99.86	17	32
Gas	4.07	30	(5)
Lignite	3.04	14	3
Hydro	8.38	15	(8)
Nuclear	3.08	14	(24)

Power generation by source (%)

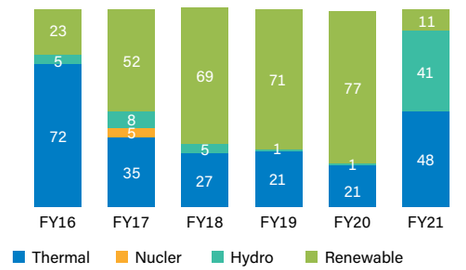

Annual power generation (%)

Year	Total Generation (Including Renewable Sources) (BU)	% of growth
2016-17	1,241.689	5.80
2017-18	1,308.146	5.35
2018-19	1,376.095	5.19
2019-20	1,389.102	0.95
2020-21	1,381.827	(2.49)

Source: Ministry of Power

Transmission

Over the past few decades, a large part of the investments in the power sector was spent on adding generation capacities. However, to make the flow of power continuous and reliable, it is an imperative to augment transmission capacity. This is especially important to support the aggressive renewable expansion plans throughout the nation. With a focus on alleviating congestion, providing continuous and reliable supply, and strengthening inter-regional grid availability, a robust growth in the transmission capacity of India is expected in the impending fiscals. At the intra-state level, the key focus is on upgradation and modernisation of existing networks to cater to the increasing demand of power supply.

India is currently struggling to meet infrastructure needs to support increasing generation capacity in the renewable energy sector. Renewable power generating companies have made requests for adequate grid availability in the past. This will urgently require an expansion of grid connectivity in the next two years to be able to accomplish the renewable energy target.

FY 2020-21 witnessed an addition of 16,750 ckm (circuit kilometer) of transmission network and 51,000 MVA capacity. As per National Electricity Plan, 2016- Transmission, a line length addition of 1,05,580 ckm and substation capacity addition of 2,92,000 MVA were envisaged during the thirteenth plan period. It was estimated that an investment of US$164 billion would be necessary to support the integration of 450 GW of renewables into the grid in the decade to come.

Share of transmission line length in the Indian financial year 2020 (in kV)

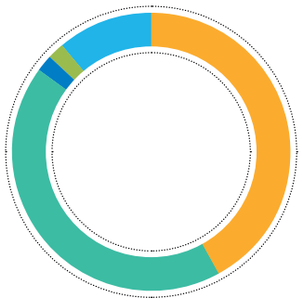

	(%)
220 kV	42
400 kV	43
500 kV	2
800 kV	2
765 kV	11

Distribution

India has made significant changes to policies and financial packages to bring about a transformation in the power distribution sector. Although the country made significant advancements in providing reliable as well as uninterrupted power supply to households across the length and breadth of India, the distribution sector still faces challenges, such as technical and commercial losses, access to reliable and affordable power and debt-laden distribution companies.

The fiscal position of the sector is relatively poor owing to pending dues to the gencos and creation of regulatory assets. As per the Ministry of Power, the overall AT&C losses across distribution companies (DISCOMs) are pegged at 23.3% . Although the Government of India announced various reforms, including and as a part of the COVID-19 relief package, the ultimate objective of DISCOMs' financial sustainability and turnaround continues to remain a matter of concern. The solution to this is improving the inefficiencies of various state DISCOMs. In November 2015, GoI launched Ujjwal DISCOM Assurance Yojana (UDAY), a financial turnaround and revival package for electricity distribution companies of India. However, DISCOM losses, which had progressively reduced in the first couple of years, rebounded in 2019 to nearly double the losses recorded in the previous year.

The government came up with the revamped reforms-linked, results-based distribution sector scheme, whereby the government takes the responsibility to provide grant to develop smart metering and distribution infrastructure that targets loss reduction and system strengthening. A handsome grant of ₹ 3,05,984 crores was announced in the Budget announcement in February 2021 for the electricity distribution reform scheme, for a period of 5 years to empower and transform DISCOMs. This scheme is developed to assist DISCOMs with infrastructure creation, inclusion of prepaid smart metering, feeder separation, upgradation of systems, among others. The Government of India's announcement to privatise DISCOMs of all Union Territories is a welcome step in the direction of addressing inefficiencies within the distribution sector. State DISCOMs unable to improve on technical and financial parameters, will have to gradually move to privatisation.

COVID-19 Impact

The ongoing pandemic has stress-tested the resilience of India's power system as hospitals, household and industries rely on stable and reliable power supply. The Indian power sector saw a fall of 28% in power demand in March 2020, as industries came to a standstill while demand from healthcare facilities and domestic household was on the rise.

The generation mix was also largely affected by the pandemic with thermal power plants running at low capacity in absence of industrial demand leading to rise in the share of renewables.

Owing to the changing scenario, the entire industry was impacted, including renewables investment, as DISCOMs remain the main purchasers of renewable electricity. The GoI provided temporary relief to the DISCOMs in the form of:

- Delay on account of disruption of the supply chains to be treated as force majeure for all renewable energy projects
- 3-month moratorium on DISCOMs on payments to generation and transmission companies and waiver of penalty for late payment
- PSM maintained by DISCOMs with generators for dispatch of power to be reduced by 50%
- DISCOMs to receive ₹ 90,000 crores liquidity against receivables from Power Finance Corporation (PFC) and Rural Electrification Corporation (REC), allowing them to pay dues to power producers

The pandemic also led to the delay in implementation of the following reforms that were to anticipated in FY 2020-21:

- The real-time market for electricity
- UDAY 2.0/ADITYA scheme to bring about the financial turnaround of DISCOMs
- Auction of coal blocks for commercial mining deferred as the pandemic led to a disinterest shown by foreign investors as well as domestic players

Challenges

GENERATION

- Tepid power generation demand due to COVID-19 pandemic
- Energy mix needs to be balanced for efficient capacity utilisation
- High share of the power sector in the non-performing assets of public sector banks
- Environmental concerns for thermal power generation
- Meeting India's RE generation target of 175GWin 2022

TRANSMISSION

- Inadequate transmission infrastructure for power supply
- Grid connectivity of renewable energy sources

DISTRIBUTION

- Poor financial health of DISCOMs
- Lack of quality of supply to households

Outlook

As the power sector grows rapidly, a sharp rebound in power demand is expected in the coming years. An expanding economy in terms of population, urbanisation and industrialisation means that India is expected to experience the largest increase in energy demand in any country, across all our scenarios till 2040.

However, the outlook still remains clouded as the nation tackles new waves of the pandemic. However, owing to the vaccination drive, India is expected to bounce back from its economic setback. This is backed by massive transformation in the renewables sector and an expected comeback of thermal assets, which are almost at a standstill amid COVID-19 induced disruptions in the coming year.

Data Centres

Data Centres process, store and communicate data behind the myriad information services we rely on every day. The growing digital population in India and the growth trajectory of the digital economy demand development in this sector, which has the potential to meet the country's rising demand levels.

The Indian Data Centre market has grown tremendously in the past decade, riding on the wave of growing use of smartphones, social networking sites, e-commerce acceleration, digital entertainment, and other digital services. This growth in data usage and generation is further stimulated by adoption of emerging technologies, such as quantum computing, artificial intelligence (AI), internet of things (IoT), among others. This sector is backed by various government initiatives to fuel growth.

The data centre computing output jumped 6-fold between 2010 and 2018. Growing industry demands infrastructure support to match its development rate. Data centres are paving a path for other industries to follow by integrating latest technologies and economics of renewables with the increased efficiencies made possible by AI and IoT.

Rapid adoption of cloud-based operations encouraged businesses to acquire data management capacities to handle huge volumes of data that are being generated. This is expected to result in exponential growth of the sector. It is projected that the India data centre market is expected to grow at a CAGR of 8% over the forecast period between 2021 and 2026. Increased proliferation of online shopping due to the availability of user-friendly interfaces, high-speed internet, and smart devices, such as smartphones, tablets, laptops, among others is expected to drive the market in the future.

Company Review

Techno Electric & Engineering Company Ltd. (TEECL) is among India's top power infrastructure companies. TEECL is at the forefront of Engineering, Procurement and Construction (EPC), asset ownership and operations as well as maintenance services within the three industry segments of generation, transmission and distribution. The Company assumed a leadership position on the back of association with state-of-the-art technology manufacturers as well as high standards of quality management, competent human resources and resourceful financing.

Operational Summary

- Implemented various adaptive measures to continue operations through the ongoing pandemic in a seamless manner
- Continued to be at the forefront of our industry in the transmission and distribution sector, leveraging our asset-light model, lean overhead structure, superior cash conversion, strong balance sheet and higher EBITDA margin
- Emphasised on bidding discipline and value-accretive projects
- Completed the transaction to sell its 49% stake in Jhajjar KT Transco Private Limited to India Grid Trust at Enterprise Value of ₹ 310 crores
- Completed the transaction to sell 74% stake in Patran Transmisssion Company Limited at an Enterprised Value of ₹ 225 crores
- Entered into a definitive agreement with CLP India Private Limited to sell its 26% stake in Kohima Mariani Transmission Limited (KMTL) at an enterprise value of ₹ 1,800 crores
- Received an order worth ₹ 106 crores for implementation of smart metering works at Jammu & Kashmir, which will expand to an order worth ₹ 205 crores in due course.
- Bagged an FGD contract for 1 500 MW (1 X 500 MW) Bokaro thermal power project of Damodar Valley Corporation at ₹ 319 crores.
- Forayed into the Data Centre industry with a vision to create multiple ultra-scalable, hyper-density Data Centres
- Set up a 30 MW IT load Data Centre in Chennai for an investment of ₹ 900 crores by FY 2022-23.

Our Data Centre Roadmap

We forayed into the Data Centre industry with an aim to enhance our power generation capacity and EPC capabilities. We wish to focus on creating value for our organisation through ultra-scalable, hyper-density data centres to amplify our Large Infrastructure Asset Development and Ownership Experience alongside setting up Operations and Maintenance services.

We begun the process of setting up our first Data Centre of 25 MW in Chennai, Tamil Nadu. We plan to scale our presence to develop hyper-density Data Centres of 250 MW capacity across India by FY 2025-26.

Our roadmap to achieving this goal is as follows:

- 25 MW Data Centre in Chennai, Tamil Nadu by FY 2021-2022
- 20 MW Edge Data Centre in Kolkata, West Bengal by FY 2022-23
- Leveraging economies of scale:
  - Data Centre at Hyderabad by FY 2023-24
  - Data Centre at Navi Mumbai by FY 2024-25

Financial Summary

Over the course of FY 2020-21, we recorded a consolidated gross revenue of ₹ 88,923 lakhs against ₹ 87,617 lakhs in FY 2019-20. Our net profit stood at ₹ 18,577 lakhs against ₹ 18,022 lakhs in FY 2019-20.

Principle Risks and Uncertainties

We have a robust and detailed risk management framework, which identifies short- and long-term risks, provides mitigation measures for each identified risk, and monitors the effectiveness of our mitigation measures. We identified and listed the major risks associated with our operations as follows.

Nature	Description	Mitigation measure
Economic risk	Probable business consequences due to India's dynamic macro-economic factors and intergovernmental situations	We rely on the expert guidance of our management and balance sheet strength to make calculated decisions in choosing new projects and navigating the macro-economic scenario. Our diverse business segments help us maintain an economic balance and safeguard our business in case of sudden economic downturns in any one sector.
Business continuity risk	Incidents or events that can affect the Company's operations. The ongoing pandemic, resulting in a nation-wide lockdown, brought forth new challenges for our operation and supply chain	We take measures to adapt to the changing scenario and make dynamic decisions to ensure the health and safety of our people while making strategic decisions for business continuity.
Industry risk	Changes in the industry can impact the prudence of our business operations	We ensure to stay relevant in the industry by exploring a spectrum of business opportunities to bring down dependence on the Indian power market.
Liquidity risk	Risk to our viability as a result of not meeting our short-term financial obligations	We select customers who are in a comfortable liquidity position and have been favourably appraised by rating agencies. We work with reputed Indian corporates who have been consistently cash-positive and prudently employ working capital.
Segment risk	Relying on a single business segment can pose a risk to our viability	We invested in a broad spectrum of business segments, viz. EPC contracting services, development, operations and maintenance of transmission network and power generation to decrease our dependency on one business segment.

Nature	Description	Mitigation measure
Timebound completion risk	Risk to our profitability as a result of delay in meeting project timelines	We have a track record of over 400 projects that were executed and submitted before schedule, and we strive to maintain such timely and quality deliveries in the future.
Working capital risk	Inadequate availability of working capital could pose a threat to the business	We secure continuity of our working capital by choosing projects backed by multi-lateral funding.
Price-based competition risk	Inability to remain cost-competitive could lead to loss of contracts to business peers	We secure clients beyond competition by presenting a competitive pricing strategy.

Human Capital

Our workforce continues to be our principal source of strength, resilience and confidence and we strive to create a culture of support, safety and fair management practices. We invest in upskilling our human capital and retaining the best talent in the industry.

We organise training sessions to enhance their core competencies, remain relevant in the dynamic operating context and train them in areas of management and leadership. Our engineering team comprises talented and experienced individuals with over 25 years of experience. We are led by our Board of Directors, a strong management team consisting of a mixed group of veterans and technicians from diverse backgrounds that provides us with strategic direction and drives our growth strategy.

Internal Controls and their Adequacy

We have a strong internal control system, commensurate to the size and nature of our business, pertaining to inventory management, fixed assets and sale of goods and services. We upgrade and update our system regularly to meet statutory requirements and changing business conditions.

Directors' Report

To,
The Members of
Techno Electric & Engineering Company Limited

Your Directors take pleasure in presenting the 16th annual report, along with the audited accounts of the Company for the year ended 31st March, 2021.

FINANCIAL PERFORMANCE

Brief financial details of its EPC business and Power Generation business are provided below:

(₹ in Lakhs)

	Year ended 31st March 2021	Year ended 31st March 2020
Profit before finance cost and depreciation	29,974.06	26,111.86
Less: Finance Cost	784.58	604.98
Depreciation	4,111.03	4,152.35
Profit before tax	25,078.45	21,354.53
Provision for taxation	5,033.37	3,685.45
Profit after taxation	20,045.08	17,669.08
Balance brought forward from previous year	29,189.76	26,573.72
	49,234.84	**44,242.80**
Appropriations		
Transfer to general reserve	12,000.00	15,000.00
Transfer to Capital Redemption Reserve pursuant to buyback of equity shares	-	53.65
Interim Dividend Paid	6,600.00	-
Transfer from OCI-Remeasurement of defined benefit obligations	2.19	(0.61)
Surplus carried to balance sheet and OCI	30,632.65	29,189.76
	49,234.84	**44,242.80**

DIVIDEND

Your Directors have recommended a final dividend of ₹ 4/- per equity share of nominal value of ₹ 2/- each, in addition to the interim dividend of ₹ 6/- per equity share already paid during the financial year under review.

RESERVES

Your Directors have proposed to transfer ₹ 12,000 Lakhs to General Reserve for the year under review.

OPERATIONAL PERFORMANCE

During the year under review, your Company has registered turnover of ₹ 78919.36 Lakhs from EPC Business, ₹ 9951.86 Lakhs from the Energy (Power) Business and also earned other operating revenue of ₹ 51.64 Lakhs. The profit after tax was at ₹ 20045.08 Lakhs.

During the year 2020-21 the following projects were completed successfully:

1. Contract for AIS Substation Package-SS29 from PGCIL for 765/400kV Bhadla-II PS (Jodhpur) New S/S under Transmission Scheme for Solar Energy Zones in Rajasthan.

2. Installation, testing and commissioning of 400/220 kV, 7X167 MVA Substation at New Kohima associated with North Eastern Region Strengthening Scheme-VI (NERSS-VI) of Kohima-Mariani Transmission Limited.

3. Contract for Construction of 2 nos. 400 kV GIS Line Bays for Termination of Jeerat (New) – Jeerat (WBSETCL) 400 kV D/C Line (ERSS XVIII), Construction of 2 nos. of 400 kV GIS Line Bays for Termination of Sagardighi TPS – Subhasgram PGCIL 400 kV S/C Line (ERSS XV A) and Modification of Termination Arrangement of 4 nos. 400 kV Existing Feeders at Jeerat 400 kV Substation (ERSS XV B), District – 24 Parganas (North) in State of West Bengal of WBSETCL.

4. GIS Sub-station Package MEG–SS-02 for Meghalaya associated with NER Power System Improvement Project. i) 220/132/33kV New Shillong (New) GIS, ii) 220/132kV Mawngap GIS (Upgrade), iii) 220kV Byrnihat AIS (Extn)].

5. Contract for unmetered consumer to metered consumer and New Connection to left over rural/urban household under ESSD at Nirsa, Tundi, Mukunda, Gobindpur, Hirapur, Barwadda & Chirkunda under Pradhan Mantri Sahaj Har Ghar Yojna - Saubhagya Scheme of Jharkhand Bijli Vitran Nigam Limited.

6. Contract for Construction of 132kV Substations and Transmission Lines with associated feeder bays in Western and Central MP (SOR Based) on total Turn-Key Basis of Madhya Pradesh Power Transmission Co. Ltd.

The following projects are on-going and are expected to be completed as per schedule:

1. Contract for Supply & Erection of materials/ equipment with Mandatory Spares, Transportation including transit insurance on for Site basis of all the materials/equipment and auxiliaries in all respect on lumsum turnkey basis for 765/400 kV Substation at Lakadia and 765kV bay extension at Bhuj in the state of Gujrat.

2. Design, engineering, manufacturing, testing & supply of Materials/Equipment, transportation including transit insurance on FOTR site basis of all the material/equipment and auxiliaries in all respect on turnkey basis for 2 No. 765kV at Lakadia Substation under LBTL Package.

3. Contract for Substation Package SS01 for Transmission Line Associated with Intrastate Transmission projects of Uttar Pradesh - Construction of 400/220 kV Rampur & 400/220/132 kV Sambhal GIS Substation (Rampur & Sambhal Project) through tariff based competitive bidding (TCBC) route.

4. Procurement of Plant, Design, Supply, Installation, testing & commissioning of 500 kV Arghande (Kabul) Substation of Da Afghanistan Breshna Sherkat.

5. Contract for Bay Extension of 400/220 KV Bay at CGPL, Mundra SS & extra bays at Lakhadia SS under JKTL.

6. Contract for Extension of 2 Nos. 400kV GIS sub-station and line bays at Jharkhand pool (Chandwa) for termination of 400kV Jharkhand Pool-Latehar D/C Line.

7. Contract for Extension of 400(GIS)/220(AIS) kV New Siliguri sub-station including installation of 1 no., 315MVA, 400/220/33kV, 3-phase transformer along with associated AIS/GIS bay equipment.

8. Contract for Engineering, Procurement & Construction of Extension of Kara Substation & NEW 161/20 KV Substation at Mango in TOGO.

9. On-Shore Supply, Service and Off-Shore contract for GIS Substation package ASM-SS04 under NER Power System Improvement Project – World Bank Funded: Intra-State-Assam of PGCIL.

10. Substation Package –NAG-SS-01 including Transformer for (i) 132/33kV Longnak (New) s/s & (ii) 132/33kV Longleg (New) s/s under Transmission System for Nagaland State associated with NER Power System Improvement of PGCIL.

11. Contract for Construction of 220/132/33 KV (2x160 + 3x50) MVA, GSS at Asthawan, District Nalanda including Residential Quarters with Construction of 02 Nos. 220 KV Line Bays & 06 Nos. 132 KV Line Bays at remote end on Turnkey Basis under State Plan on turnkey basis under State Plan of Bihar State Power Transmission Co. Ltd.

12. Contract for the work providing all services i.e. of Flue gas Desulphurization (FGD) system Package for Bokaro "Ä" Thermal Power Station, BTPS "A" (1x500 MW) located at Bokaro, Jharkhand.

13. Contract for Construction of 220 GIS Substations at Thalassery & Kunnamkulam on Turnkey Basis (KIIFB Funding).

14. Contract for Construction of 2 nos. 220kV bays at Nallalam, 2 Nos of 400 kV bays at Madakkathara and Automation & SCADA system at Madakkathara on Turnkey basis (PSDF Funding).

15. Contract for Turnkey implementation of AMI for 2.0 Lakhs (1 Lakh in Jammu City + 1 Lakh in Srinagar City) with 5 years FMS including O&M for Power Development Department (PDD) of Government of J&K under PMDP.

16. Contract for 33/11KV Substation, Distribution Substation along with associated lines and related works in Srinagar Circle of Jammu & Kashmir under IPDS-Package-A.

17. Contract for 33/11KV Substation, Distribution Substation along with associated lines and related works in Srinagar Circle of Jammu & Kashmir under PMDP-Package-A.

During the year, the Company was successful in bagging the following Orders:

1. SS Package SS-34 for (i) Extension of 400Kv Kanpur S/s including 6 Nos. 400kV, Ohm, 1 Ph, Series Line reactors, (ii) Extension of 400kV Bhiwani S/s including 3nos. 400kV, 12 Ohm, 1Ph. Series Bus reactors & (iii) Extention of 400kV Hissar SS under Scheme to control fault level in Northern Region (Ph-II)

2. Contact for establishment of 2x500MVA, 400/220 kV GIS Substation at Kasargoda & Extension of 400kV Bays at Udupi.

3. SS Package SS01 for (i) Establishment of 765/400Kv Sikar II (New) S/S (Including 1x125MVAR, 420kV Bus Reactor); (ii) Construction of 2 Nos. of 765kV Line bays at Bhadla II PS for Sikar II- Bhadla II 765kV D/c line; and (iii) Construction of 2 nos. of 400kv Line bays at Neemrana substation for Sikar-II - Neemrana 400kV D/c line; associated with Transmission Scheme for evacuation of power from Solar Energy Zones in Rajasthan (8.1 GW) under Phase-II part C through Traiff Based Competitive bidding (TBCB) route.

MATERIAL CHANGES AND COMMITMENTS

No material changes have occurred subsequent to the close of the financial year of the Company to which the Balance Sheet relates and the date of this report that have any effect on the financial position of the Company.

SIGNIFICANT AND MATERIAL ORDERS BY REGULATORS

No significant and material orders have been passed by any regulators or courts or tribunals impacting the going concern status and company's operations in future.

INTERNAL FINANCIAL CONTROL AND INTERNAL AUDIT

The Company has adequate internal financial controls in place to manage its affairs. Proper policies and procedures are adopted by the company for ensuring the orderly and efficient conduct of its business, including adherence to company's policies, the safeguarding of its assets, the prevention and detection of frauds and errors, the accuracy and completeness of the accounting records, and the timely preparation of reliable financial information and the same is reviewed at regular intervals depending upon the situation of the business of the Company.

To maintain its objectivity and independence, the Internal Audit function reports directly to the Chairman of the Audit Committee and present their observations before the Audit Committee.

The Internal Audit team monitors and evaluates the efficacy and adequacy of internal control systems in the Company, its compliance with operating systems, accounting procedures and policies at all locations of the Company and its subsidiaries. Based on the report of internal audit function, process owners undertake corrective action(s) in their respective area(s) and thereby strengthen the controls.

The Audit Committee reviews the reports submitted by the Internal Auditors in its meeting.

SUBSIDIARIES & ASSOCIATES

Material Subsidiary

Your Company doesn't have any material subsidiary.

Non-material Subsidiary and Associates

Your company has the following non-material non-listed subsidiaries namely:

Techno Infra Developers Private Limited;

Techno Green Energy Private Limited;

Techno Digital Infra Private Limited;

(Formerly Techno Clean Energy Private Limited)

Techno Wind Power Private Limited;

Techno Power Grid Company Limited; and

Rajgarh Agro Products Limited.

Your company doesn't have any associate company.

The Annual Reports of the subsidiary companies are not attached to the Annual report. However, the same be made available at the Registered Office/Corporate Office of the Company for inspection by members during working hours and also available at the website at http://www.techno.co.in. Relevant financial information of the Subsidiary/s has been disclosed in this Annual Report as required.

OUTLOOK, OPPORTUNITIES

India's future prosperity will hinge on affordable, clean and reliable energy. India has seen extraordinary successes in its recent energy development, but many challenges remain, and the Covid-19 pandemic has been a major disruption. In recent years, India has brought electricity connections to hundreds of millions of its citizens; promoted the adoption of highly-efficient LED lighting by most households; and prompted a massive expansion in renewable sources of energy, led by solar power. However, the Covid-19 crisis has complicated efforts to resolve other pressing problems. These include a lack of reliable electricity supply for many consumers; financially ailing electricity distribution companies, and air quality that has made Indian cities among the most polluted in the world.

The scope for further growth in energy demand and infrastructure is huge. India is the world's third-largest energy consuming country. Energy use has doubled since 2000, with 80% of demand still being met by coal, oil and solid biomass. As India recovers from a Covid-induced slump in 2020, it is re-entering a very dynamic period in its energy development. India has a wide range of possible energy futures before it. Covid-19 will leave lasting scars. Even though the pandemic and its aftermath could temporarily suppress emissions, as coal and oil bear the brunt of the reduction in demand, it does not move India any closer to its long-term sustainable development goals.

India requires a massive increase in power system flexibility. India's energy destiny will be forged by government policies. The policies need to steer India onto a more secure and sustainable course. India's ambitious renewables targets are already acting as a catalyst for the transformation of its power sector. These transformations require innovation, partnerships and capital. Government policies to accelerate India's clean energy transition can lay the foundation for lasting prosperity and greater energy security.

The stakes could not be higher, for India and for the world.

Techno Electric, being one of the leading EPC and renewable energy generating Company have also faced the brunt of slowdown in the power sector due to the Pandemic. Techno has tried the best possible to mitigate the risk and the impact on its business. The ongoing and the awarded projects getting delayed. However, the Company is of the belief and confident that it can overcome this difficult time and can move forward.

LISTING OF SHARES

The equity shares of the Company are listed with BSE Limited (Code: 542141) and the National Stock Exchange of India Limited (Symbol: TECHNOE).

DIRECTORS

As on 31st March, 2021, the Board had Six Independent (Non-Executive) Directors including one Woman Independent Director, One Managing Director (Executive), One Whole-time Director (Executive) and One Non-Independent Woman Director (Non-Executive).

Appointment

Ms. Dipali Khanna, who was appointed by the Board of Director as an additional Independent Woman Director on 30th September, 2019 under section 161(1) of the companies act, 2013, was appointed as Independent Women Director of the company, pursuant to provision of section 149 and 152, read with schedule IV and other applicable provision of the companies act, 2013 and the Companies (Appointment and Qualification of Directors) Rules, 2014, by the shareholders at the Annual General Meeting of the company held on 30th September, 2020, for a period of three (3) consecutive years and her office of directorship is not liable to retire by rotation.

Ms. Dipali Khanna who is about 68 years, has completed the Leadership Program from Harvard Business School and also obtained Master Degree in Science (National Security) from National Defence College and Master Degree in History from Delhi University. She has also obtained the Certificate Course from Cost & Management accountancy ICWA, Delhi.

She has more than Forty-one years of varied work experience in renowned Government organizations, with an emphasis on assisting Ministries in sourcing capital from the Government and developing policies and regulations to enable enhanced participation of the private sector in government initiatives. Ms. Khanna is independent Board Member in other reputed companies.

She was also a Member of Kelkar Committee, Ministry of Defence for Public-Private Partnership in Defence production process.

DIRECTOR RETIRING BY ROTATION SEEKING REAPPOINTMENT

Ms. Avantika Gupta, Non-Independent Non-Executive Director is liable to retire by rotation at the ensuing Annual General Meeting and seeking re-appointment, be re-appointed by the shareholders. A brief profile of Ms. Avantika Gupta is given below:

Ms. Avantika Gupta, aged about 31 years residing at 2B, Hastings Park Road, Block – C, Alipore, Kolkata – 700027 is a Bachelor of Science (Economics & Finance) with Minor in Accountancy and Creative Writing from Bentley University in Waltham, Massachusetts, U.S.A with financial and commercial knowledge and experience of more than 5 years.

KEY MANAGERIAL PERSONNEL

Pursuant to Section 203 of the Companies Act, 2013, the Key Managerial Personnel of the Company are –

Mr. Padam Prakash Gupta, Managing Director,

Mr. Ankit Saraiya, Whole-time Director,

Mr. Pradeep Kumar Lohia, Chief Financial Officer;

Mr. Niranjan Brahma, Company Secretary and Compliance Officer.

STATEMENT ON DECLARATION BY INDEPENDENT DIRECTORS

The Company has received Statement on declaration from each independent director under Section 149(7) of the Companies Act, 2013, that they meet the criteria of independence laid down in Section 149(6) of the Companies Act, 2013 and Regulation 25 of Securities and Exchange Board of India (Listing Obligations and Disclosure Requirements) Regulations, 2015. The declaration is attached with the report as a separate annexure.

MEETINGS OF DIRECTORS

Board Meeting

During the year 2020-21, four meetings of the board of the Company were held. The details of the meetings of the board are available in the corporate governance report, which forms part of this report.

Independent Directors Meeting

The Independent Directors of the Company had met on 13th February, 2021 to review the performance of non-independent directors and the Chairperson of the Company, including overall assessment on the effectiveness of the Board in performing its duties and responsibilities. The Board comprises Members having expertise in Technical, Banking and Finance.

The Directors evaluate their performance and contribution at every Board and Committee Meetings based on their knowledge, experience and expertise on relevant field vis-s-vis the business of the Company.

Board Evaluation

SEBI (Listing Obligations and Disclosure Requirements) Regulations, 2015, mandates that the Board shall monitor and review the Board evaluation framework. The Companies Act, 2013 states that a formal annual evaluation needs to be made by the Board of its own performance and that of its committees and individual directors. Schedule IV of the Companies Act, 2013 states that the performance evaluation of independent directors shall be done by the entire Board of Directors, excluding the director being evaluated.

The board of directors has carried out an annual evaluation of its own performance, board committees and individual directors pursuant to the provisions of the Act and the corporate governance requirements as prescribed by Securities and Exchange Board of India (Listing Obligations and Disclosure Requirements), Regulations 2015 ("SEBI Listing Regulations").

In a separate meeting of independent directors, performance of non-independent directors, performance of the board as a whole and performance of the chairman was evaluated, taking into account the views of executive directors and non-executive directors. The same was discussed in the board meeting that followed the meeting of the independent directors, at which the performance of the board was also discussed. Performance evaluation of independent directors was done by the entire board, excluding the independent director being evaluated.

POLICY ON DIRECTORS' APPOINTMENT AND REMUNERATION AND OTHER DETAILS

The Company's policy on directors' appointment and remuneration and other matters provided in section 178(3) of the Act is available on Company's website at http://www.techno.co.in.

NOMINATION AND REMUNERATION OF DIRECTORS

The Nomination and Remuneration Committee of the Board comprises three directors as its members with one independent director as its Chairman. It has formulated the policy for appointment of Directors and Key Managerial Personnel and determination of remuneration including the criteria for determining qualification, positive attributes independence of a director and other matters as provided under sub-section (3) of section 178 of the Companies Act, 2013. In terms of the Policy, the non-executive directors and the independent directors shall not receive any remuneration, except the sitting fees for attending meetings of the Board and its Committees.

The details of the committee including its role and responsibilities are given in the Corporate Governance Report.

CORPORATE SOCIAL RESPONSIBILITY (CSR)

The Company has in place a Corporate Social Responsibility (CSR) Committee comprising of two independent directors and one non-executive director. The Committee acts as per the CSR policy which provides guidelines to conduct CSR activities of the Company. The CSR policy is available on the website of the Company at http://www.techno.co.in. During the year, the Company has spent ₹ 123.64 lakhs on CSR activities. The detail statement on CSR activities, in terms of Section 135 of the Companies Act, 2013 ('**Act**'), is annexed to this report.

RISK MANAGEMENT

The Company has a Risk Management Committee comprising of three directors. The purpose of risk management committee of the Board of Directors is to assist the Board in fulfilling its corporate governance oversight responsibilities with regard to the identification, evaluation and mitigation of operational, strategic and external environment risks. The committee has overall responsibility for monitoring and approving the risk policies and associated practices of the company.

The risk management committee is also responsible for reviewing and approving risk disclosure statements in any public documents or disclosures. The details of the committee including its role and responsibilities are given in the Corporate Governance Report.

VIGIL MECHANISM

The Company has established the vigil mechanism that provides a formal mechanism for all Directors, employees and vendors and make protective disclosures about the unethical behavior, actual or suspected fraud or violation of the Company. The Vigil Mechanism comprises the Whistleblower policy which intends to cover serious concerns that could have grave impact on the operations and performance of the business of the Company. The policy neither releases employees from their duty of confidentiality in the course of their work, nor can it be used as a route for raising malicious or unfounded allegations against people in authority and/or colleagues in general.

AUDIT COMMITTEE

The Company has an Audit Committee in place with three independent directors and one non-independent director as its members. One independent director is the Chairperson of the Committee. The details of the committee including its role and responsibilities are given in the Corporate Governance Report.

STAKEHOLDERS RELATIONSHIP COMMITTEE

The Company has in place a Stakeholders Relationship Committee comprising of three directors with one independent director as its Chairman. The Committee meets once in every quarter to look after the Grievances of Stakeholders. The Company is also registered with SCORES (the investor compliant/grievance platform), to facilitate the stakeholders to register their complaints/grievances. The details of the committee including its role and responsibilities are given in the Corporate Governance Report.

DIVIDEND DISTRIBUTION POLICY

In terms of Regulation 43A of the Listing Regulations, the Company has in place a dividend distribution policy. The object of the policy is to share profit of the Company with the shareholders appropriately and to ensure funds are available for the growth of the Company. The policy inter alia describes the circumstances under which the shareholders may or may not expect dividend, the financial parameters that shall be considered while declaring dividend, internal and external factors that shall be considered for declaration of dividend, policy for utilization of retained earnings and the parameters with respect to different classes of shares for declaration of dividend. The said policy shall be available at the Company's website at http://www.techno.co.in.

DIRECTORS' RESPONSIBILITY STATEMENT

Your Directors confirm:

a) That in the preparation of the annual accounts, the applicable Accounting Standards were followed, along with proper explanation relating to material departures;

b) That the selected accounting policies are reasonable and prudent so as to give a true and fair view of the Company's state of affairs and profit at the end of the financial year, and applied them consistently;

c) That proper and sufficient care was taken for maintenance of adequate accounting records in accordance with the provisions of the Companies Act, 2013, for safeguarding the Company's assets and for preventing and detecting fraud and other irregularities;

d) That the accounts for the period ended 31st March, 2021 is on a going-concern basis.

e) That proper internal financial control has been laid down and followed by the company and that such internal financial controls are adequate and are operating effectively.

f) That proper system has been devised to ensure compliance with the provisions of all applicable laws and that such systems were adequate and operating effectively.

DEPOSITS

The Company has not accepted any deposits from public or others during the year under review.

AUDITORS

Statutory Auditor

The present Auditors, M/s. Singhi & Co., Chartered Accountants who was appointed for 5 years from the financial year 2017-18, are also eligible to continue as Statutory Auditors for the financial year 2021-22 and have conveyed their eligibility and willingness to continue.

The Auditors have audited the books of accounts of the Company for the Financial Year ended 31st March, 2021 and have issued the Auditors' Report thereon. There are no qualifications or reservations or adverse remarks or disclaimers of the Auditors mentioned in the said Report.

Secretarial Auditor

Section 204 of the Companies Act, 2013 inter-alia requires every listed company to annex with its Board's report, a Secretarial Audit Report given by a Company Secretary in practice, in the prescribed form.

The Board had appointed M/s. Babulal Patni, Company Secretary in Practice, as Secretarial Auditor to conduct Secretarial Audit of the Company for the Financial Year 2020-21 and they have conducted the audit and submitted the report which is annexed to this report. There are no qualifications or reservations or adverse remarks or disclaimers in the said secretarial audit report.

Cost Auditors

In terms of Section 148 of the Act, the Company is required to have the audit of its cost records conducted by a Cost Accountant of its energy (power) division. The Board of Directors of the Company had appointed Mr. Saibal Sekhar Kundu, Cost & Management Accountant, as the cost auditors of the Company on the recommendation of the Audit Committee.

In accordance with the provisions of Section 148(3) of the Act read with Rule 14 of the Companies (Audit and Auditors) Rules, 2014, the remuneration payable to the Cost Auditors as recommended by the Audit Committee and approved by the Board has to be ratified by the members of the Company.

The Cost Audit for the year under review be conducted on time and the Report for the year ended 31st March, 2021 will be forwarded to the Central Government within the statutory time limit.

EXTRACT OF ANNUAL RETURN

In accordance with Section 134(3)(a) of the Companies Act, 2013, as amended vide The Companies (Amendment) Act, 2017 (notified on 31st July, 2018) the extract of the annual return is placed in the web address of the Company at http://www.techno.co.in at the following link: http://www.techno.co.in/public/uploads/2/2021-07/mgt_9_extract_of_ar_2020_21_annexure.pdf

SHARE CAPITAL

There is no change in the issued, subscribed and paid up capital of the company during the year 2020-21.

INVESTOR EDUCATION AND PROTECTION FUND (IEPF)

A sum of ₹ 2,64,129/- being the unpaid/ unclaimed dividend for the year ended 31st March, 2013 has been transferred to the Investor Education and Protection Fund on 23rd September, 2020 and a sum of ₹ 1,72,460/- being the unpaid/unclaimed interim-dividend for the year ended 31st March, 2014 has been transferred to the Investor Education and Protection Fund on 18th March, 2021. The final dividend for the year ended 31st March, 2014 that remains unpaid/unclaimed is due for transfer in the current year which can be claimed by 25th August, 2021.

The Company has not transferred any shares to the Investor Education and Protection Fund in compliance with rule 6(5) of the Investor Education and Protection Fund Authority (Accounting, Audit, Transfer and Refund) Rules, 2016 during the year 2020-21.

PARTICULARS OF EMPLOYEES

During the year, no employee of the company was in receipt of remuneration of or in excess of the amount prescribed under the Companies Act, 2013. Disclosures pertaining to remuneration and other details as required under Section 197(12) of the Companies Act, 2013, read with Rule 5(1) of the Companies (Appointment and Remuneration of Managerial Personnel) Rules, 2014 are annexed to this report.

BUSINESS RESPONSIBILITY REPORT (BRR)

A Business Responsibility Report ('**BRR**') in the prescribed format as required by Securities and Exchange Board of India ('**SEBI**') for the stakeholders is annexed to this report.

Further, pursuant to SEBI (Listing Obligations and Disclosure Requirements) (Amendment) Regulations, 2015 read with Circular No. SEBI/LAD-NRO/GN/2015-16/27 dated 22nd December, 2015, as advised by SEBI, the Integrated Reporting has also been adopted.

We have also provided the requisite mapping of principles between the Integrated Report, the Global Reporting Initiative ('**GRI**') and the Business Responsibility Report as prescribed by SEBI. The same is annexed on our Annual Report.

REPORT ON CORPORATE GOVERNANCE

A report on Corporate Governance and a Certificate from Mr. Amarendra Kumar Rai, Proprietor, Amarendra Rai & Associates, Membership No. F8575, C.P. No.9373, confirming compliance with the requirements of the Corporate Governance is annexed to this report.

PARTICULARS OF LOANS, GUARANTEES AND INVESTMENT

The loans or guarantee given by the Company for loans taken by others are within the limits prescribed under Section 186 of the Companies Act, 2013 and have not made any investments beyond the limits prescribed under the aforesaid section during the year.

PARTICULARS OF CONTRACTS OR ARRANGEMENTS WITH RELATED PARTIES:

The Company has entered into contract or arrangement, if any with related parties during the year under review in compliance with the guidelines of its policy and the Act and has not entered into any contract or arrangement with related parties in violation of its policy or the Act. The business transactions entered into with related parties have been disclosed, if applicable in the notes to the annual accounts which form part of the Annual Report.

DISCLOSURE AS PER THE SEXUAL HARASSMENT OF WOMEN AT WORKPLACE (PREVENTION, PROHIBITION AND REDRESSAL) ACT, 2013

The Company has zero tolerance towards sexual harassment at the workplace and has adopted a policy on prevention, prohibition and redressal of sexual harassment at workplace in line with the provisions of the Sexual Harassment of Women at Workplace (Prevention, Prohibition and Redressal) Act, 2013 and the Rules thereunder.

A Committee with one Independent Member Mr. Ajay Agarwal, who is a consultant on the subject, is in place for prevention and redressal of the grievances relating to sexual harassment. The Company organises workshop on regular intervals to spread awareness about the sexual harassment.

MANAGEMENT DISCUSSION AND ANALYSIS

A management discussion and analysis report is annexed and forms an integral part of the annual report.

SECRETARIAL STANDARDS

The Company has in place proper systems to ensure compliance with the provisions of the applicable secretarial standards issued by The Institute of Company Secretaries of India and such systems are adequate and operating effectively.

ACKNOWLEDGEMENTS

Your Directors wish to express their gratitude to the stakeholders, various customers and their consultants, different government departments and the Company's bankers for their continued support to the Company. The Directors look forward to their support in future.

For and on behalf of the Board of Directors

Place: Kolkata, **(P. P. Gupta)**

Date: June 29, 2021 Chairman

Annexures I to the Directors Report

Particulars pursuant to Section 134(3) of the Companies Act, 2013

A. CONSERVATION OF ENERGY

As the Company's activities do not involve, by and large, any significant level of energy consumption, no comments are necessary in respect of energy conservation and reduction of energy consumption. In any event, continuous efforts are made to conserve energy to the extent possible.

B. TECHNOLOGY ABSORPTION

As per Form B given as hereafter

FORM – B

Disclosure of particulars with respect to technology absorption forming part of the Directors' Report for the year ended 31st March, 2021.

Technologies absorbed:

Research & development (R & D)

1.	Specific areas in which R&D was carried out by the Company	: NIL
2.	Benefit derived as a result of the above R&D	: N.A.
3.	Future plan of action	: None
4.	Expenditure on R & D	: N.A.
5.	Technology absorption, adaptation	Constant efforts are made by the Company to develop cost-effective new systems/technologies.

C. FOREIGN EXCHANGE EARNING AND OUTGO

Foreign exchange earning	- ₹ 11,509.92 lakhs
Foreign exchange outgo	- ₹ 2,297.19 lakhs

For and on behalf of the Board of Directors

Place: Kolkata
Date: June 29, 2021

(P. P. Gupta)
Chairman

Annexures II to the Directors Report

Statement on declaration given by the independent directors under sub-section (6) of section 149 of the Companies Act, 2013

The Board comprises Six Independent Directors, including One Independent Woman Director who have submitted declaration in individual capacity as follows:

(a) He/She is an Independent Director and a person of integrity and possesses relevant expertise and experience;

(b) (i) He/She is or was not a promoter of the company or its holding, subsidiary or associate company;

(ii) He/She is not related to promoters or directors in the company, its holding, subsidiary or associate company;

(c) He/She has or had no pecuniary relationship with the company, its holding, subsidiary or associate company, or their promoters, or directors, during the two immediately preceding financial years or during the current financial year;

(d) None of his relatives has or had pecuniary relationship or transaction with the company, its holding, subsidiary or associate company, or their promoters, or directors, amounting to two per cent or more of its gross turnover or total income or fifty lakh rupees or such higher amount as may be prescribed, whichever is lower, during the two immediately preceding financial years or during the current financial year;

(e) He neither himself/herself nor any of his/her relatives—

(i) holds or has held the position of a key managerial personnel or is or has been employee of the company or its holding, subsidiary or associate company in any of the three financial years immediately preceding the current financial year;

(ii) is or has been an employee or proprietor or a partner, in any of the three financial years immediately preceding the current financial year of—

(A) a firm of auditors or company secretaries in practice or cost auditors of the company or its holding, subsidiary or associate company; or

(B) any legal or a consulting firm that has or had any transaction with the company, its holding, subsidiary or associate company amounting to ten per cent or more of the gross turnover of such firm;

(iii) holds together with his relatives two per cent or more of the total voting power of the company;

or

(iv) is a Chief Executive or director, by whatever name called, of any non-profit organisation that receives twenty-five percent or more of its receipts from the company, any of its promoters, directors or its holding, subsidiary or associate company or that holds two percent or more of the total voting power of the company.

Annexures III to the Directors Report

FORM NO MR-3
Secretarial Audit Report
For the financial year ended 31st March, 2021
[Pursuant to section 204(1) of the Companies Act, 2013 and Rule No. 9 of the Companies (Appointment and Remuneration Personnel) Rules, 2014]

To,
The Members,
Techno Electric & Engineering Company Limited
C-218, Ground Floor (GR-2), Sector-63, Noida
Gautam Buddha Nagar, U.P. – 201307

I have conducted the secretarial audit pursuant to Section 204 of the Companies Act, 2013, on the compliance of applicable statutory provisions and the adherence to good corporate practices by Techno Electric & Engineering Company Limited (hereinafter called the company). Secretarial Audit was conducted in a manner that provided me a reasonable basis for evaluating the corporate conducts/statutory compliances and expressing my opinion thereon.

Based on my verification of the Techno Electric & Engineering Company Limited's books, papers, minute books, forms and returns filed and other records maintained by the company and also the information provided by the Company, its officers, agents and authorized representatives during the conduct of secretarial audit, I hereby report that in my opinion, the company has, during the audit period covering the financial year ended on 31st March, 2021 complied with the statutory provisions listed hereunder and also the Company has proper Board processes and compliance mechanism in place to the extent, in the manner and subject to the reporting made hereinafter:

I have examined the books, papers, minute books, forms and returns filed and other records maintained by Techno Electric & Engineering Company Limited ("the company") for the financial year ended on 31st March, 2021 according to the provisions of:

i) The Companies Act, 1956 (to the extent applicable) and the Companies Act, 2013 (the Act) and the rules made thereunder;

ii) The Securities Contracts (Regulation) Act, 1956 ('SCRA') and the rules made thereunder;

iii) The Depositories Act, 1996 and the Regulations and Bye-laws framed thereunder;

iv) Foreign Exchange Management Act, 1999 and the rules and regulations made thereunder to the extent of Foreign Direct Investment, Overseas Direct Investment and External Commercial Borrowings;

v) The following Regulations and Guidelines prescribed under the Securities and Exchange Board of India Act, 1992 ('SEBI Act')

a) The Securities and Exchange Board of India (Substantial Acquisition of Shares and Takeovers) Regulations, 2011;

b) The Securities and Exchange Board of India (Prohibition of Insider Trading) Regulations, 2015;

c) *The Securities and Exchange Board of India (Issue of Capital and Disclosure Requirements) Regulations, 2018;

d) *The Securities and Exchange Board of India (Share Based Employee Benefits) Regulations, 2014;

e) *The Securities and Exchange Board of India (Issue and Listing of Debt Securities) Regulations, 2008;

f) The Securities and Exchange Board of India (Registrars to an Issue and Share Transfer Agents) Regulations, 1993 regarding the Companies Act and dealing with client;

g) *The Securities and Exchange Board of India (Delisting of Equity Shares) Regulations, 2009;

h) *The Securities and Exchange Board of India (Buyback of Securities) Regulations, 2018; and

i) The Securities and Exchange Board of India (Listing Obligations and Disclosure Requirements) Regulations, 2015.

*No event took place under these regulations during the audit period.

vi) I have been informed that no other sector/industry specific law is applicable to the Company.

vii) I have examined compliance with the applicable clauses of the Secretarial Standards on the Meetings of the Board of Directors, Committees and General Meetings issued by The Institute of Company Secretaries of India, with which the Company has complied with.

viii) I have also examined compliance with the applicable clause of the Listing Agreement entered with BSE & NSE.

ix) I have also examined compliance with the applicable regulations of Securities and Exchange Board of India (Listing Obligations and Disclosure Requirements) Regulations, 2015.

I report that during the period, under review the Company has complied with the provisions of the Act, Rules, Regulations, Guidelines and Standards etc. to the extent applicable, as mentioned above.

I further report that:

1. Maintenance of secretarial record is the responsibility of the management of the company. My responsibility is to be express an opinion on these secretarial records based on our audit.

2. I have followed the audit practices and processes as were appropriate to obtain reasonable assurance about the correctness of the contents of the Secretarial records. The verification was done on test basis to ensure that correct facts are reflected in secretarial records. I believe that the processes and practices, I have followed, provide a reasonable basis of my opinion.

3. I have not verified the correctness and appropriateness of financial records and Books of Accounts of the company.

4. Where ever required, I have obtained the Management representation about the compliance of laws, rules, and regulations and happenings of events etc.

5. The compliance of the provisions of Corporate and other applicable laws, rules, regulations, standards is the responsibility of management. My examination was limited to the verification of procedures on test basis.

6. The Secretarial Audit report is neither an assurance as to the future viability of the company nor of the efficacy or effectiveness with which the management has conducted the affairs of the company.

I further report that:
The Board of Directors of the Company is duly constituted with proper balance of Executive Directors, Non-Executive Directors, a Woman Director and Independent Directors. There was no change in the composition of the Board of Directors that took place during the period under review were carried out in accordance with the provisions of the Act.

Adequate notice is given to all directors to schedule the Board Meetings, agenda and detailed notes on agenda were sent at least seven days in advance, and a system exists for seeking and obtaining further information and clarifications on the agenda items before the meeting and for meaningful participation at the meeting. During the year the meetings of the Board of Directors and Committees thereof have been held through VCM in accordance with various Circulars issued by SEBI and MCA in view of pandemic situation.

As per the minutes of the meetings duly recorded and signed by the chairman, the decisions of the Board were unanimous and no dissenting views have been recorded.

I further report that there are adequate systems and process in the company commensurate with the size and operations of the Company to monitor and ensure compliance with applicable laws, rules, regulations and guidelines.

I further report that during the Audit period there were no other specific events/actions having a major bearing on the Company's affairs in pursuance of the above referred laws, rules, regulations, guidelines, standards etc., referred to above.

Sd/-
(Babu Lal Patni)
Company Secretary in Practice
FCS No: 2304
C.P.No: 1321
UDIN: F002304C000476052

Place: Kolkata
Date: 17th June, 2021

Annexures IV to the Directors Report

Particulars of Employees pursuant to Section 134(3)(q) of the Companies Act, 2013 read with Companies (Appointment and Remuneration of Managerial Personnel) Rules, 2014

Requirement	Details		
(i) the ratio of the remuneration of each director to the median remuneration of the employees of the company for the financial year;	**Directors:**		
	Mr. P. P. Gupta, MD	-	0.00 : 1
	Mr. Ankit Saraiya, WTD	-	0.70 : 1
	Mr. K. Vasudevan	-	0.17 : 1
	Mr. K. K. Rai	-	0.17 : 1
	Mr. S. N. Roy	-	0.17 : 1
	Mr. K. M. Poddar	-	0.08 : 1
	Mr. R. P. Singh	-	0.10 : 1
	Ms. Dipali Khanna	-	0.10 : 1
	Ms. Avantika Gupta	-	0.08 : 1
(ii) the percentage change in remuneration of each director, Chief Financial Officer, Chief Executive Officer, Company Secretary or Manager, if any, in the financial year	**Directors & Key Managerial Personnel:**		
	Mr. P. P. Gupta, MD	-	(100%)
	Mr. Ankit Saraiya, WTD	-	(84.98)
	Mr. P. K. Lohia, CFO	-	13.28%
	Mr. N. Brahma, Company Secretary	-	(9.96%)
(iii) the percentage increase in the median remuneration of employees in the financial year;	(1.66%)		
(iv) the number of permanent employees on the rolls of company;	374		
(v) the explanation on the relationship between average increase in remuneration and company performance;	Average change in remuneration of all employees was (1.66) for the year 2020-21 on the basis of individual performance of the employee with the performance of the company. Total Turnover/PAT of the company was increased by 1.49% and 13.45% respectively for the year ended March, 2021.		
(vi) comparison of the remuneration of the Key Managerial Personnel against the performance of the company;	The average change in remuneration of the KMPs was around (181.65%). Total Turnover/PAT of the company was change by 1.49% and 13.45% respectively for the year ended March, 2021.		
(vii) variations in the market capitalisation of the company, price earnings ratio as at the closing date of the current financial year and previous financial year and percentage increase over decrease in the market quotations of the shares of the company in comparison to the rate at which the company came out with the last public offer in case of listed companies, and in case of unlisted companies, the variations in the net worth of the company as at the close of the current financial year and previous financial year;	As on %		
	31.03.2020	31.03.2021	Change
	Market Capitalisation:		
	Increase/(Decrease)		
	(₹ in Crores):		
	BSE - ₹ 2587.20	₹ 3375.35	30.463%
	NSE - ₹ 2618.00	₹ 3365.45	28.550%
	Price Earnings Ratio:		
	BSE - 16.84%		
	NSE - 16.79%		
	Percentage increase over decrease in the market quotations of the shares of the company in comparison to the rate at which the company came out with the last public offer – **Not Applicable**		

Requirement	Details
(viii) average percentile increase already made in the salaries of employees other than the managerial personnel in the last financial year and its comparison with the percentile increase in the managerial remuneration and justification thereof and point out if there are any exceptional circumstances for increase in the managerial remuneration	Average Salary change of non-managerial employees is around (7.32%), whereas the average change of managerial employee is around (181.65%). There are no exceptional circumstances for increase in managerial remuneration.
ix) comparison of the each remuneration of the Key Managerial Personnel against the performance of the company;	Same as in sl. No. (iv) above
(x) the key parameters for any variable component of remuneration availed by the directors;	There is no such key parameters for any variable component of remuneration availed by the directors.
(xi) the ratio of the remuneration of the highest paid director to that of the employees who are not directors but receive remuneration in excess of the highest paid director during the year	There is no such employee who received more than the highest remuneration paid to Managing Director.
(xii) affirmation that the remuneration is as per the remuneration policy of the company.	The remuneration paid during the year is as per the Remuneration policy of the company.

Annexures V to the Directors Report

List of Policies available in the Website of the Company i.e.
http://www.techno.co.in/investor/codes_and_policies

1. Nomination and Remuneration Policy;
2. CSR Policy;
3. Whistle Blower Policy;
4. Policy on Related Party Transactions;
5. Policy for Material Subsidiary; and
6. Dividend Distribution Policy.
7. Policy On Prevention of Sexual Harassment (POSH)

Report on Corporate Governance

COMPANY'S PHILOSOPHY ON CORPORATE GOVERNANCE

The company has its philosophy on Corporate Governance and the same is followed and implemented by the Company, which is based on timely disclosures, transparent accounting policies, independent board, right and equitable treatment of shareholders, protecting the interest of stakeholders to preserve their trust by ensuring efficient working and proper conduct of the business of the Company. The Company believes in true implementation of the same to achieve proper governance for the benefit of all stakeholders

BOARD OF DIRECTORS

The Board of Directors of the Company is constituted in compliance with SEBI (Listing Obligations and Disclosure Requirements) Regulations, 2015 by induction of required number of Independent Directors. The Board is entrusted with the ultimate responsibility of the management, directions and performance of the Company. The Board functions either as a full Board and/or through various Committees constituted in terms of the requirements of the Code of Corporate Governance to oversee various operational areas. There are nine members on the Board, out of which six members are Independent Non-Executive, including one Woman Independent Director, two members are Non-Independent Executive i.e. the Managing Director and the whole-time Director and one is Non-Independent Director Non-Executive.

As per the declarations/disclosures submitted by the Directors, the number of other directorships and positions held by them in other Board Committee are listed below:

Name of the Director	Category of Director	No. of other Directorships* (excluding Techno)	No. of other Committee Positions (excluding Techno)		No. of shares held in the Company	Directorship in other listed entities
			Member	Chairman		
Mr. P. P. Gupta DIN: 00055954	Executive, Managing Director	2	-	-	6000	Nil
Mr. Ankit Saraiya DIN: 02771647	Executive, Whole-time Director	1	-	-	216000	Nil
Mr. K. M. Poddar DIN: 00028012	Independent, Non-Executive Director	1	-	-	Nil	Ceeta Industries Ltd
Mr. K. Vasudevan DIN: 00018023	Independent, Non-Executive Director	-	-	-	Nil	Nil
Mr. K. K. Rai DIN: 00629937	Independent, Non-Executive Director	-	-	-	1100	Nil
Mr. S. N. Roy DIN: 00408742	Independent, Non-Executive Director	7	3	3	Nil	WPIL Limited
Dr. R. P. Singh DIN: 00004812	Independent, Non-Executive Director	5	9	-	Nil	Bajaj Electricals Limited
Ms. Avantika Gupta DIN:03149138	Non-Independent, Non-Executive Director	4	3	1	72000	Checons Ltd. Kusum Industrial Gases Ltd.
Ms. Dipali Khanna DIN:03395440	Independent, Non-Executive Director	1	2	-	Nil	India Power Corporation Ltd.

* This does not include Directorship in Private Limited Companies, Foreign Companies and Section 8 Companies.

The board composition consists of members with knowledge, skills, experience, diversity and independence. The Board, while discharging its responsibilities, provides guidance and an independent view to the Company's management.

The number of Committees (Audit Committee, Nomination and Remuneration Committee, Stakeholders Relationship Committee, Corporate Social Responsibility Committee, Share Transfer and Transmission Committee and Risk Management Committee) of public limited companies in which a Director is a member/chairman were within the limits prescribed under Securities and Exchange Board of India (Listing Obligations and Disclosure Requirements) Regulations, 2015, for all the Directors of the Company.

CHANGES IN COMPOSITION OF BOARD (APPOINTMENT/RE-APPOINTMENT/ RESIGNATION ETC.)

Ms. Dipali Khanna, who was appointed as additional independent Woman director by the board on 30th September, 2019 seeking confirmation at the ensuing Annual General Meeting, has been re-appointed by the shareholders at the Annual General Meeting held on 30th September, 2020. She is a Non-Executive Independent Woman Director and not liable to retire by rotation. A brief profile of Ms. Dipali Khanna is given below:

Ms. Dipali Khanna, Woman Director (DIN: 03395440) aged about 68 years residing at B2/2079 Vasant Kunj, New Delhi-110070 has completed the Leadership Program from Harvard Business School and obtained master's degree in science (National Security) from National Defence College and master's degree in history from Delhi University. She has also obtained the Certificate Course from Cost & Management Accountancy ICWA, Delhi.

Ms. Avantika Gupta, Non-Independent Non-Executive Director is liable to retire by rotation at the ensuing Annual General Meeting and seeking re-appointment, be re-appointed by the shareholders. A brief profile of Ms. Avantika Gupta is given below:

Ms. Avantika Gupta, aged about 31 years residing at 2B, Hastings Park Road, Block – C, Alipore, Kolkata – 700027 is a Bachelor of Science (Economics & Finance) with Minor in Accountancy and Creative Writing from Bentley University in Waltham, Massachusetts, U.S.A with financial and commercial knowledge and experience.

Dr. Rajendra Prasad Singh has resigned from the Directorship of the company w.e.f. 3rd June, 2021 because of other commitments/assignment.

DIRECTOR'S MEETINGS, ANNUAL GENERAL MEETING, ATTENDANCE AND REMUNERATION

The Board of the company had met at regular intervals to discuss and decide on business strategies/policies and to review the financial performance of the Company and its subsidiary/ies. The notice and detailed agenda along with the relevant notes and other material information was sent in advance to each Director separately.

During the year 2020-21, Four Board Meetings of the Company were held on 30th June, 2020; 29th August, 2020; 12th November, 2020, and 13th February, 2021. The interval between two Meetings was well within the maximum period mentioned under Section 173 of the Companies Act, 2013 and Regulation 17(2) of the Listing Regulations and the extended time allowed.

The Annual General Meeting of the Company was held on 30th September, 2020.

The Attendance of the Directors at the Board Meetings and the Annual General Meetings of the Company are given below:

Name of Director	No. of Board Meetings		Fees Paid (₹)	Attendance at AGM held on 30.09.2020
	Held	Attended		
Mr. P.P. Gupta, Managing Director	4	4	-	Yes
Mr. Ankit Saraiya, Whole-time Director	4	2	-	Yes
Mr. K. M. Poddar, Independent Director	4	3	30000	No
Mr. K. Vasudevan, Independent Director	4	4	40000	Yes
Mr. K. K. Rai, Independent Director	4	4	40000	No
Mr. S. N. Roy, Independent Director	4	4	40000	Yes
Dr. Rajendra Prasad Singh, Independent Director	4	4	40000	Yes
Ms. Avantika Gupta, Director	4	4	40000	Yes
Ms. Dipali Khanna* Independent Director	4	4	40000	Yes

* Confirmation of Appointment of Ms. Dipali Khanna at the AGM held on 30th September, 2020 as Independent Woman Director of the Company.

The Independent Directors of the company had held a separate Meeting on 13th February, 2021 to evaluate the performance of Non-Independent Directors and was attended by Mr. S. N. Roy, Mr. K. Vasudevan, Dr. Rajendra Prasad Singh, Mr. K. M. Poddar, Mr. K. K. Rai and Ms. Dipali Khanna. Independent Directors had reviewed the performance of other Non-Executive Directors including the executive Chairman. The Directors were also paid fees for attending the meeting.

The performance of the Independent Directors was also reviewed by the Non-Executive Directors during the year under review.

DISCLOSURE ON RELATIONSHIP BETWEEN DIRECTORS

The Directors have no relationship between themselves except as Board colleagues. However, Mr. P. P. Gupta, Managing Director, Mr. Ankit Saraiya, Whole-time Director and Ms. Avantika Gupta, Non-Executive Director is relative of each other. Apart from above, no other directors have any relation with each other.

INFORMATION PLACED BEFORE THE BOARD

The company had provided the information as set out in Regulation 17 read with Part A of Schedule II of the Listing Regulations, to the Board and the Board Committees to the extent it is applicable and relevant. Such information is submitted either as part of the agenda papers in advance of the respective meetings or by way of presentations and discussions during the meetings.

The Company had also provided the information to the Board and Board Committees to the extent it is applicable and relevant. Such information was also submitted either as part of the agenda papers in advance of the respective Meetings or by way of presentations and discussions during the meetings.

BOARD SUPPORT

The Company Secretary and Chief Financial Officer attends the board meetings and advises the board on compliance with applicable laws, regulations and governance.

Shareholding of Directors and Key Managerial Personnel (KMP) of the Company

Name of Director	Designation	No. of Shares
Mr. P. P. Gupta	Managing Director & KMP	6000
Mr. Ankit Saraiya	Whole-time Director & KMP	216000
Ms. Avantika Gupta	Non-Executive Non-Independent Director	72000
Mr. K. K. Rai	Independent Director	1100
Dr. Rajendra Prasad Singh	Independent Director	Nil
Mr. K. Vasudevan	Independent Director	Nil
Mr. S. N. Roy	Independent Director	Nil
Mr. K. M. Poddar	Independent Director	Nil
Ms. Dipali Khanna	Independent Director	Nil
Mr. P. K. Lohia	Chief Financial Officer & KMP	Nil
Mr. N. Brahma	Company Secretary & KMP	Nil

CODE OF FAIR DISCLOSURE AND CONDUCT

The company had followed the code of fair disclosure and conduct and all Board members and senior management personnel of the company have affirmed compliance with the code. The code of conduct is available at the official website of the company at http://www.techno.co.in.

The Company shall also follow the Code of Fair Disclosure and Conduct relating to disclosure of Unpublished Price Sensitive Information (UPSI) as prescribed by SEBI in terms of the SEBI (Prohibition of Insider Trading) Regulations, 2015 (as amended) and the same shall also be available at the website of the Company at http://www.techno.co.in.

AUDIT COMMITTEE

Composition

The Audit Committee has four directors as its Members, Mr. K. Vasudevan, Independent Director is the Chairman of the Committee and other Members are Mr. S. N. Roy, Independent Director, Mr. K. K. Rai, Independent Director and Mr. Ankit Saraiya, Whole-time Director, Mr. N. Brahma, Company Secretary acts as the secretary to the committee.

Terms of Reference

The Audit Committee acts in accordance with the terms of reference specified in writing by the Board which shall, inter alia, includes -

i. The recommendation for appointment, remuneration and terms of appointment of auditors of the company.

ii. Review and monitor the auditor's independence and performance, and effectiveness of audit process.

iii. Examination of the financial statement and the auditors' report thereon.

iv. Approval or any subsequent modification of transactions of the company with related parties;

v. Scrutiny of inter-corporate loans and investments;

vi. Valuation of undertakings or assets of the company, wherever it is necessary;

vii. Evaluation of internal financial controls and risk management systems;

viii. Monitoring the end use of funds raised through public offers and related matters.

Powers of Audit Committee

The Audit committee shall have the authority –

i. To call for the comments of the auditors about internal control systems, the scope of audit, including the observations of the auditors and review of financial statement before their submission to the Board.

ii. To discuss any related issues with the internal and statutory auditors and the management of the company.

iii. To investigate into any matter in relation to the items or referred to it by the Board.

iv. To obtain professional advice from external sources.

v. To have full access to information contained in the records of the company.

Role of the Audit Committee
The role of the Audit Committee is as prescribed under Part C of Schedule II SEBI (Listing obligations and disclosure requirements) regulations, 2015.

Mandatory review by the Audit Committee
The audit committee shall mandatorily review the information as mentioned in under Part C of Schedule II SEBI (Listing obligations and disclosure requirements) regulations, 2015.

Right to be heard
The Auditors of the Company and the Key Managerial Personnel (KMP) have a right to be heard at all the meetings of the Audit Committee and also when it considers the Auditor's Report but they have no right to vote.

Attendance and Remuneration
During the year under review, four meetings of the Audit Committee of the Company were held on 30th June, 2020; 29th August, 2020; 12th November, 2020 and 13th February, 2021.

The attendance of members at the meetings and remuneration paid to them are given below:

Name	No. of Meetings		Fees Paid (₹)
	Held	Attended	
Mr. K. Vasudevan, Independent Director, Chairman	4	4	40000
Mr. S. N. Roy, Independent Director, Member	4	4	40000
Mr. K. K. Rai, Independent Director, Member	4	4	40000
Mr. Ankit Saraiya, Wholetime Director, Member	4	2	-

Mr. P. P. Gupta, Managing Director, Mr. P. K. Lohia, CFO, Mr. N. Brahma, Company Secretary, representatives of the Statutory Auditors and Internal Auditors of the company also attended the meetings.

Vigil Mechanism
The company has a Vigil Mechanism in place and implemented the Whistle Blower Policy within the Organization. The Company has also adopted the said mechanism which provides adequate safeguards against victimization of employees and directors who avail of the mechanism and provide for direct access to the Chairperson of the Audit Committee. In case of repeated frivolous complaints being filed by a director or an employee, the audit committee may take suitable action against the concerned director or employee.

INTERNAL AUDITOR AND AUDIT

M/s. S. S. Kothari Mehta & Co., Chartered Accountants was appointed as Internal Auditors of the Company for conducting the audit and submit their report at regular intervals before the Audit Committee including action taken reports on the findings and discrepancies, if any.

NOMINATION AND REMUNERATION COMMITTEE

Composition
The Composition of Remuneration and Nomination Committee is in accordance with the provisions of Section 178 of the Companies Act, 2013 and Regulation 19 of the Listing Regulations. The Committee has three Directors as its Members, Mr. S. N. Roy, Independent Director as the Chairman of the Committee and other Members are

Mr. K. M. Poddar, Independent Director and Ms. Avantika Gupta, Non-Independent Director. The Company Secretary acts as the secretary to the committee.

The Key Objectives of the Committee are

i. To guide the Board in relation to appointment and removal of Directors, Key Managerial Personnel and Senior Management.

ii. To evaluate the performance of the members of the Board and provide necessary report to the Board for further evaluation.

iii. To recommend to the Board on Remuneration payable to the Directors, Key Managerial Personnel and Senior Management.

Role of the Committee

i. formulation of the criteria for determining qualifications, positive attributes and independence of a director and recommend to the board of directors a policy relating to, the remuneration of the directors, key managerial personnel and other employees.

ii. formulation of criteria for evaluation of performance of independent directors and the board of directors.

iii. devising a policy on diversity of board of directors.

iv. identifying persons who are qualified to become directors and who may be appointed in senior management in accordance with the criteria laid down and recommend to the board of directors their appointment and removal.

v. whether to extend or continue the term of appointment of the independent director, on the basis of the report of performance evaluation of independent directors.

Meeting & Attendance:
The Nomination and Remuneration Committee of the Company had met on 13th February, 2021 only to maintain routine compliance calendar, because there was no new appointment and removal of Directors, KMP and Senior Management took place and there was no revision in remuneration payable to the senior management during the year. Also, there is no revision of fees payable to the director for attending the meetings of the Board and its Committees during the year.

Responsibilities
The Committee shall -

Identify persons who are qualified to become directors and who may be appointed in senior management in accordance with the criteria laid down.

i. Recommend to the Board their appointment and removal.

ii. Carry out evaluation of every director's performance.

iii. Formulate the criteria for determining qualifications, positive attributes and independence of a director and

iv. Recommend to the Board a policy, relating to the remuneration for the directors, key managerial personnel and other employees.

Details of Remuneration to all the Directors
Total remuneration paid to Mr. P. P. Gupta as Managing Director of the company and Mr. Ankit Saraiya as Whole Time Director of the company for the year ended 31st March, 2021 is given below:

(₹ in Lakhs)

Name	Salary	Commission	Total
Mr. P. P. Gupta, Managing Director	Nil	Nil	Nil
Mr. Ankit Saraiya, Whole-time Director	3.61	-	3.61

Mr. P. P. Gupta had voluntarily waived his remuneration from the month of April, 2020 and the same was in force till the financial year ended 31st March, 2021. Mr. Ankit Saraiya had waived his remuneration from the month of April, 2020 till January, 2021 and received for February, 2021 onwards.

Total remuneration/sitting fees paid to Non-Executive Directors of the company for attending meetings of the Board and Committee during the year ended 31st March, 2021 is given below:

Name	Sitting Fees	Commission	Total
Mr. K. M. Poddar, Director	40000	Nil	40000
Mr. K. Vasudevan, Director	90000	Nil	90000
Mr. K. K. Rai, Director	90000	Nil	90000
Mr. S. N. Roy, Director	90000	Nil	90000
Dr. Rajendra Prasad Singh, Director	50000	Nil	50000
Ms. Avantika Gupta, Director	40000	Nil	40000
Ms. Dipali khanna, Director	50000	Nil	50000

STAKEHOLDERS' RELATIONSHIP COMMITTEE

The Company has Stakeholders Relationship Committee with three directors as its members. Mr. K. Vasudevan, Independent Director as the Chairman of the Committee and other Members are Mr. Ankit Saraiya, Non-Independent Director and Ms. Avantika Gupta, Non-Independent Director.

Key Objectives

The primary function of the Stakeholders Relationship Committee ("the Committee") is inter-alia to consider and resolve the grievances of Stakeholders of the Company like –

i. To monitor redressal of stakeholder's complaints/grievances including and relating to non-receipt of allotment/refund, transfer of shares, non-receipt of balance sheet, non-receipt of declared dividends etc.

ii. To authorize to maintain, preserve and keep in its safe custody all books and documents relating to the issue of share certificates, including the blank forms of share certificates.

iii. To oversee the performance of the Registrar and Transfer Agents and to recommend measures for overall improvement in the quality of investor services.

iv. To perform all functions relating to the interests of security holders of the Company and as assigned by the Board, as may be required by the provisions of the Companies Act, 2013 and Rules made thereunder and in Part D of the Schedule II of Securities and Exchange Board of India (Listing Obligations and Disclosure Requirements) Regulations, 2015 or any other regulatory authority.

The Company Secretary acts as the Secretary to the Committee.

The Committee had held four meeting during the year on 30th June, 2020, 29th August, 2020, 12th November, 2020, and 13th February, 2021. The meetings were attended by all members of the committee.

The company had no complaint pending at the beginning of the year and no complaint received during the year. No complaints were received through SCORES platform of SEBI.

RISK MANAGEMENT COMMITTEE

The Risk Management Committee have three directors as its members Mr. Padam Prakash Gupta is the Chairman of the Committee and other members are Mr. S. N. Roy and Mr. Ankit Saraiya.

The Company has risk management committee in line with the provisions of Regulation 21 of SEBI Listing Regulations. The Committee has been assigned the job to frame, implement and monitor the risk management plan for the Company. The committee is responsible for reviewing the risk management plan and ensuring its effectiveness. One meeting of the risk management committee was held during the year to assess and review the risks involved in functioning of business during the COVID-19 pandemic.

During the year one meeting of the Committee was held on February 13, 2021.

SHARE TRANSFER AND TRANSMISSION COMMITTEE

The Share Transfer and Transmission Committee have three directors as its members. Mr. Ankit Saraiya is the Chairman of the Committee and other members are Mr. S. N. Roy and Ms. Avantika Gupta.

The key objectives of the committee are to look after the dematerialization of shares, transfer and transmission of shares. The Committee meets as and when required.

CORPORATE SOCIAL RESPONSIBILITY ("CSR") COMMITTEE

The Corporate Social Responsibility ("CSR") Committee have three directors as its members. Mr. K. M. Poddar is the Chairman of the Committee and other members are Mr. S. N. Roy and Ms. Avantika Gupta.

The broad terms of reference CSR committee are as follows:

i. Formulate and recommend to the board, a CSR policy indicating the activities to be undertaken by the Company as specified in Schedule VII of the Act.

ii. Recommend the amount of expenditure to be incurred on the activities referred to above.

iii. Monitor the CSR Policy of the Company from time to time.

The Company Secretary acts as the Secretary of the Committee.

Two meetings of the Committee were held during the year.

GENERAL BODY MEETINGS

Details of general body meetings of the Company for the last three years:

Financial year Ended	Day & date of AGM	Venue	Time	No. of special resolutions passed
31st March, 2018	Saturday, 29th September, 2018	"Hotel Ginger", 45A, Sector-63, Block-H, Noida, Gautam Buddha Nagar, Uttar Pradesh-201301	12.00 noon	5
31st March, 2019	Saturday, 28th September, 2019	"Hotel Ginger", 45A, Sector-63, Block-H, Noida, Gautam Buddha Nagar, Uttar Pradesh-201301	12.00 noon	5
31st March, 2020	Wednesday, 30th September, 2020	Through Video Conferencing 'VC' and Other Audio Visual Means 'OAVM'	2.00 p.m.	1

The company had provided e-voting facility and voting through ballot to Shareholders for all the resolutions that was mentioned in the Notice of Annual General Meeting and the same was carried with requisite majority.

POSTAL BALLOT

During the year, no Resolution was passed/required to be passed by the Company through Postal Ballot.

SUBSIDIARY COMPANIES

The Company does not have any material subsidiary company; therefore, no disclosure is required to be made.

DISCLOSURES

i. There were no materially significant related party transactions i.e. transactions of material nature, with its promoters, directors or the management or their relatives etc. (except the payment of remuneration to the Managing Director and sitting fees to relatives of Managing Director and remuneration paid by the Company to its whole-time director), during the year, that may have potential conflict with the interest of the Company at large.

ii. There was no non-compliance by the Company during the last year on any matter related to the capital markets and no penalties or strictures imposed on the Company by stock exchanges or SEBI or any other statutory authority.

iii. No treatment different from the prescribed Accounting Standard have been followed in the preparation of the financial statements.

iv. The Risk Management Committee assesses the risks involved in the business of the Company and report to the Board on regular basis. The Board advises the steps and procedures for its minimization.

v. The Company has not raised any amount through public issues, rights issues, preferential issue etc. during the year.

vi. The non-executive Directors have not been paid any remuneration other than sitting fees.

vii. Management discussion and analysis report forms part of this Annual Report.

MEANS OF COMMUNICATION

The Company has established systems and procedures to enable its stakeholders to have access to the complete information about the company. Maximum information is available at the website of the Company (http://www.techno.co.in). The investors of the company were provided with the facility to register their complaints through "SCORES", a platform provided by SEBI and/or through email to desk.investors@techno.co.in.

All material information which could have bearing on the company's share price was disseminated to the National Stock Exchange of India Limited (NSE), the BSE Limited (BSE). All official news releases and presentations were posted on the website as mentioned above.

Quarterly and Annual Financial Results of the company get published in widely circulated national newspapers - "Business Standard" (All Edition), "The Hindu Business Line" (All Edition) in English and the local vernacular daily "The Pioneer" in Hindi. The quarterly compliance report on Corporate Governance as prescribed under Regulation 27(2)(a), the shareholding pattern of the Company as prescribed under Regulation 31(1)(b), the Grievance Redressal Mechanism Report under Regulation 13(3), the Reconciliation of Share Capital Audit Report of the SEBI (Listing Obligations and Disclosure Requirements) Regulations, 2015, the Financial Results and other relevant information/reports are also filed through NSE portal i.e. Electronic Application Processing System (NEAPS) and BSE Listing Center by the company.

GENERAL SHAREHOLDER INFORMATION

1. The 16th Annual General Meeting is scheduled to be held on or before the time prescribed under the Companies Act, 2013 or any extension allowed therefor. The notice convening the said meeting be sent to the shareholders within the stipulated time in compliance with the Companies Act.

2. Financial Year: The Company follows the financial year from April to March.

3. Financial Calendar:

Financial Year 2020-2021		
1	First Quarter Results	Within 45 days from Quarter ending
2	Second Quarter and Half-Yearly Results	Within 45 days from Quarter ending
3	Third Quarter Results	Within 45 days from Quarter ending
4	Fourth Quarter and Annual Audited Results	Within 60 days from Financial Year ending

4. Date of Book closure: The Book closure date be intimated through stock exchanges newspaper and with the notice convening the Annual General Meeting.

5. Dividend payment date: Within 15 days from the date of declaration at the AGM, if declared.

6. Listing on Stock Exchanges:

The shares of the Company were listed with the stock exchanges and the details are given below:

Stock Exchange	Stock Code/Symbol
BSE Limited Phiroze Jeejeebhoy Towers, Dalal Street, Mumbai - 400001.	542141
National Stock Exchange of India Limited Exchange Plaza, Bandra Kurla Complex, Bandra (E), Mumbai – 400051.	TECHNOE

Note: Annual Listing Fees for the year 2020-21 have been paid to all the Stock Exchanges as mentioned above.

7. Market Price Data of the company during the year 2020-21:

Stock Exchange	BSE			NSE		
	High	Low	Volume	High	Low	Volume
Month	(₹)	(₹)	(Nos. in 000's)	(₹)	(₹)	(Nos. in 000's)
April, 2020	250.00	194.95	82.91	248.80	198.05	8.32
May, 2020	219.00	171.05	137.84	217.30	171.00	4.57
June, 2020	218.00	181.00	433.83	224.65	182.05	38.60
July, 2020	197.75	172.55	285.13	196.15	170.00	23.79
August, 2020	245.00	173.00	7,108.56	245.00	173.45	134.21
September, 2020	244.00	185.80	2,420.15	243.55	182.65	593.72
October, 2020	211.95	182.00	428.93	211.85	182.20	26.43
November, 2020	219.40	190.00	539.47	223.95	190.00	125.03
December, 2020	240.00	197.60	2,432.16	245.00	197.55	184.96
January, 2021	274.00	215.00	5,982.35	272.95	213.55	1,801.51
February, 2021	326.40	243.90	3,065.97	327.05	241.55	166.62
March, 2021	327.85	277.35	4,503.50	327.00	277.05	2,094.30

8(i) Comparison of Stock Performance of the Company with **BSE Sensex**:

Month	Price at BSE			BSE Sensex		
	Opening	Closing	Change (%)	Opening	Closing	Change (%)
April, 2020	238.50	203.35	-14.74	29505.33	33717.62	14.28
May, 2020	205.00	180.95	-11.73	32748.14	32424.10	-0.99
June, 2020	185.10	190.75	3.05	32906.05	34915.80	6.11
July, 2020	183.75	178.50	-2.86	35009.59	37606.89	7.42
August, 2020	177.15	203.80	15.04	37595.73	38628.29	2.75
September, 2020	206.05	201.55	-2.18	38754.00	38067.93	-1.77
October, 2020	201.30	191.70	-4.77	38410.20	39614.07	3.13
November, 2020	194.60	215.75	10.87	39880.38	44149.72	10.71
December, 2020	218.90	215.20	-1.69	44435.83	47751.33	7.46
January, 2021	217.00	248.95	14.72	47785.28	46285.77	-3.14
February, 2021	249.75	290.75	16.42	46617.95	49099.99	5.32
March, 2021	293.90	306.85	4.41	49747.71	49509.15	-0.48

(ii) Comparison of Stock Performance of the Company with **NSE Nifty**:

Month	Price at NSE			Nifty		
	Opening	Closing	Change (%)	Opening	Closing	Change (%)
April, 2020	221.95	199.05	-10.32	8584.10	9859.90	14.86
May, 2020	199.90	183.55	-8.18	9533.50	9580.30	0.49
June, 2020	190.00	191.95	1.03	9726.85	10302.10	5.91
July, 2020	175.55	177.95	1.37	10323.80	11073.45	7.26
August, 2020	178.00	203.35	14.24	11057.55	11387.50	2.98
September, 2020	207.40	201.60	-2.80	11464.30	11247.55	-1.89
October, 2020	201.50	192.70	-4.37	11364.45	11642.40	2.45
November, 2020	192.85	215.55	11.77	11697.35	12968.95	10.87
December, 2020	218.80	215.25	-1.62	13062.20	13981.75	7.04
January, 2021	217.15	248.65	14.51	13996.10	13634.60	-2.58
February, 2021	249.00	290.85	16.81	13758.60	14529.15	5.60
March, 2021	296.35	305.95	3.24	14702.50	14690.70	-0.08

9. **Registrar and Transfer Agents:**

Niche Technologies Pvt. Limited
3A, Auckland Place, 7th Floor,
Room No. 7A & 7B, Kolkata – 700 017
Tel: (033) 2280 6616/17/18
Fax: (033) 2280 6619
Email: nichetechpl@nichetechpl.com

10. **Share Transfer & Transmission System:**

The Registrar & Transfer Agent (RTA) processes the share transfers and transmissions which is subject to approval of the Share Transfer and Transmission Committee. All grievances relating to shares, dividend etc. are looked after by the Stakeholder's Relationship Committee. The RTA follows the relevant guidelines and circulars issued by SEBI from time to time while processing the share transfers and transmissions.

11(i) **Distribution of Shareholding of the company as on 31st March, 2020:**

Slab	No. of Shareholders		No. of Shares	
	Number	Percentage (%)	Number	Percentage (%)
1 - 500	7552	88.390	616434	0.560
501 - 1000	361	4.225	296107	0.269
1001 - 5000	445	5.208	1025304	0.932
5001 - 10000	87	1.018	626880	0.570
10001 - 50000	61	0.714	1155259	1.050
50001 - 100000	10	0.117	734373	0.668
100001 & above	28	0.328	105545643	95.951
	8544	**100.00**	**110000000**	**100.00**

(ii) **Shareholding pattern of the Company as on 31st March, 2021**

Shareholders (Category)	No. of Shares held	% of Total Shares
Promoters and Promoters Group	66201276	60.18
Bodies Corporate	4490036	4.08
Financial Institution/Banks	2705292	2.46
Indian Public	3875788	3.52
Foreign Institutional Investors (FIIs) and Foreign Prtfolio Investors (FPIs)	1142583	1.04
Mutual Funds	31322635	28.48
Non-Resident Indians (NRIs)	63602	0.06
Other (Clearing Member)	113997	0.10
IEPF Authority	84791	0.08
	110000000	**100.00**

(iii) **Top 10 Shareholders of the Company as on 31st March, 2021**

	Name of Shareholder	Total Holding	%age
1	Kusum Industrial Gases Ltd.	14591000	13.265
2	Techno Leasing and Finance Co. Pvt. Ltd.	13788000	12.535
3	Techno Power Projects Ltd.	6408000	5.825
4	Varanasi Commercial Ltd.	24604800	22.368
5	Kotak Debt Hybrid Fund	5832606	5.302
6	SBI Small Cap Fund	5679297	5.163
7	L and T Mutual Fund Trustee Limited - L&T Emerging Business Fund	5083817	4.622
8	DSP Midcap Fund - DSP India T.I.G.E.R. Fund	5079317	4.618
9	HDFC Trustee Company Ltd. A/C HDFC Balance Advantage Fund	4850000	4.409
10	J.P. Financial Services Pvt. Ltd.	**3253888**	**2.958**

12. The Shares of the company were compulsorily tradable in dematerialized form with both the Depositories i.e. National Securities Depository Limited (NSDL) and Central Depository Services (India) Limited (CDSL) under the **ISIN-INE285K01026**.

    Details of dematerialization of shares of the company as on 31st March, 2021, are given below:

Name of the Depository	No. of Shares	% of Total Share Capital
National Securities Depository Limited	107824518	98.02
Central Depository Services (India) Limited	1998933	1.82
Physical	176549	0.16
Total	**110000000**	**100.00**

13. The Company has not issued any GDRs/ADRs/Warrants or any convertible instruments during the financial year.

14. **Credit Rating:**

    During the year under review, ICRA Limited has reaffirmed its rating on Long Term Facilities of the Company as (ICRA)-AA (Pronounced ICRA (Double A) and for Short Term Facilities of the Company as (ICRA)A1+ (Pronounced ICRA A One Plus).

15. **Company Details:**

    Address for Correspondence : Techno Electric & Engineering Company Ltd.
    1B, Park Plaza, South Block,
    71, Park Street, Kolkata – 700016
    Tel: (033) 40513000, Fax: (033) 40513326
    E-mail: desk.investors@techno.co.in
    Website: http://www.techno.co.in

    Corporate Identity Number : L40108UP2005PLC094368

CERTIFICATE

To the Members of
Techno Electric & Engineering Company Limited

We have examined the compliance of conditions of code of Corporate Governance by Techno Electric & Engineering Company Limited (the Company), for the year ended 31st March, 2021 and also till the date of this certificates stipulated in Regulations 17, 18, 19, 20, 21, 22, 23, 24, 25, 26, 27 and clauses (b) to (i) of sub-regulation (2) of regulation 46 and para C, D and E of Schedule V of the Securities and Exchange Board of India (Listing Obligations and Disclosure Requirements) Regulations, 2015 (collectively referred to as "SEBI Listing Regulations, 2015).

The compliance of the conditions of Corporate Governance is the responsibility of the company's management. Our examination has been limited to a review of the procedures and implementations thereof adopted by the Company for ensuring compliance with the conditions of Corporate Governance. It is neither an audit nor an express of an opinion on the financial statements of the Company.

In our opinion and to the best of our information and according to the explanations given to us and the representations made by the directors and the management, we certify that the Company has complied with the conditions of Corporate Governance as stipulated in the aforementioned Listing Agreements/Listing Regulations, as applicable.

We further state that such compliance is neither an assurance as to the future viability of the Company nor the efficiency or effectiveness with which the management has conducted the affairs of the Company.

For **Amarendra Rai & Associates**
Company Secretaries

Amarendra Kumar Rai
C.P. No.9373
UDIN: F008575C000463645

Place: Kolkata
Date: 15th June, 2021

COMPLIANCE CERTIFICATE FROM DIRECTORS/OFFICERS PURSUANT TO REGULATION 17(8) OF PART B OF SCHEDULE II OF SEBI (LISTING OBLIGATIONS AND DISCLOSURE REQUIREMENTS) REGULATIONS, 2015

We, P. P. Gupta, Managing Director and P. K. Lohia, Chief Financial Officer of Techno Electric & Engineering Company Limited hereby certify that:

(a) We have reviewed the Financial Statements and the Cash Flow Statement for the financial year ended 31st March, 2021, and certify that to the best of our knowledge and belief:

i. these statements do not contain any materially untrue statement or omit any material fact or contain statements that might be misleading.

ii. these statements together present a true and fair view of the Company's affairs and are in compliance with the applicable accounting standards, applicable laws and regulations.

(b) To the best of our knowledge and belief, there are no transactions entered by the Company during the period, which are fraudulent, illegal or violative of the Company's code of conduct.

(c) We are responsible for establishing and maintaining internal controls for financial reporting and we have evaluated the effectiveness of the internal control systems of the Company pertaining to financial reporting and we have disclosed to the Auditors and the Audit Committee, deficiencies in the design or operation of internal controls, if any, of which we are aware and the steps we have taken or propose to take to rectify these deficiencies.

(d) We have indicated to the Auditors and the Audit Committee that:

i. there have been no significant changes in internal control over financial reporting during the year;

ii. there have been no significant changes in accounting policies during the year; and

iii. there have been no instances of significant fraud of which we have become aware and the involvement therein, if any, of the management or an employee having a significant role in the Company's internal control system over financial reporting.

Place: Kolkata
Date: 29th June, 2021

P. P. Gupta
Managing Director

P. K. Lohia
Chief Financial Officer

DECLARATION UNDER REGULATION 26(3) OF SEBI (LISTING OBLIGATIONS AND DISCLOSURE REQUIREMENTS) REGULATIONS, 2015

Pursuant to **Regulation 26(3)** of SEBI (Listing Obligations and Disclosure Requirements) Regulations, 2015, it is hereby declared that all the Board Members and senior management personnel of Techno Electric & Engineering Company Limited have affirmed compliance with the Code of Conduct for the year ended 31st March, 2021.

Place: Kolkata
Date: 29th June, 2021

(P. P. Gupta)
Managing Director

CERTIFICATE OF NON-DISQUALIFICATION OF DIRECTORS

(Pursuant to Regulation 34(3) and Schedule V Para C clause (10)(i) of the SEBI (Listing Obligations and Disclosure Requirements) Regulation, 2015)

To,
The Members of
Techno Electric & Engineering Company Limited,
C-218, Ground Floor (GR-2), Sector 63, Noida,
Gautam Buddha Nagar, UP-201307

I have examined the relevant registers, records, forms, returns and disclosures received from the Directors of **Techno Electric & Engineering Company Limited** having CIN L40108UP2005PLC094368 and having registered office at C-218, Ground Floor (GR-2), Sector 63, Noida Gautam Buddha Nagar, UP-201307 (hereinafter referred to as 'the Company'), produced before me by the Company for the purpose of issuing this Certificate, in accordance with Regulation 34(3) read with Schedule V Para-C Sub clause 10(i) of the Securities Exchange Board of India (Listing Obligations and Disclosure Requirements) Regulation, 2015.

In my opinion and to the best of my information and according to the verifications (including Directors Identification Number (DIN) status at the portal www.mca.gov.in) as considered necessary and explanations furnished to me by the Company & its officers, I hereby certify that none of the Directors on the Board of the Company as stated below for the Financial Year ending on 31st March, 2021 have been debarred or disqualified from being appointed or continuing as Directors of Companies by the Securities and Exchange Board of India, Ministry of Corporate Affairs, New Delhi or any such other Statutory Authority.

Sr. No.	Name of Director	DIN	Date of appointment in Company
1.	Mr. SAMARENDRA NATH ROY	00408742	18/11/2009
2.	Mr. ANKIT SARAIYA	02771647	02/04/2012
3.	Ms. AVANTIKA GUPTA	03149138	25/03/2015
4.	Mr. VASUDEVAN KOTIVENKATESAN	00018023	25/07/2018
5.	Mr. KRISHNA MURARI PODDAR	00028012	25/07/2018
6.	Mr. PADAM PRAKASH GUPTA	00055954	25/07/2018
7.	Mr. RAJENDRA PRASAD SINGH	00004812	25/07/2018
8.	Mr. KADENJA KRISHNA RAI	00629937	28/09/2019
9.	Ms. DIPALI KHANNA	03395440	30/09/2019

Ensuring the eligibility of for the appointment/continuity of every Director on the Board is the responsibility of the management of the Company. Our responsibility is to express an opinion on these based on our verification. This certificate is neither an assurance as to the future viability of the Company nor of the effectiveness with which the management has conducted the affairs of the Company.

Name of the Company: **BABU LAL PATNI**
Secretary in Practice
FCS: 2304
C.P. No.: 1321
UDIN: F002304C000476074

Place: Kolkata
Date: 17th June, 2021

CSR EXPENDITURE FOR THE FINANCIAL YEAR 2020-21

(1)	(2)	(3)	(4)	(5)	(6)	(7)	(8)	(9)	(10)	(11)	(12)	(13)	(14)	(15)	(16)	(17)
Address of Registered Office	Main Business Activity of the Company	Prescribed CSR Budget (2% of Average Net Profit for FY.2017-18, 2018-19 & 2019-20	Allocated CSR Budget	Actual CSR spent in F.Y. 2020-21	Administrative Overhead Expenditure	Reasons for under spending/ not spending (if any)	Details of CSR Programmes/ Projects/Activities	Project Description	Sector(s) covered within Schedule VII	Geographical areas where project was implemented	States where under taken	Districts where undertaken	Out-lay (Programme/ project	Expenditure on Programme or Project	Mode of implementation (Direct or through implementing agencies)	Details implementing agencies
C-218, Ground Floor (GR-2), Sector 63, Noida - 201307, UP	EPC & Power Generation	₹ 4.88 Crores	₹ 4.88 Crores	₹ 1.23 Crores	Nil	Interruption due to Pandemic	Promoting Education	Rural Education	Item No. (ii) of Sch.VII	West Bengal	West Bengal	Howrah	N.A.	₹ 30.75 Lakhs	Donation by the Company	Vivekananda Vidyavikash Parishad
							Promoting Healthcare	Healthcare	Item No. (i) of Sch.VII	West Bengal	West Bengal	South 24Parganas Kolkata	N.A.	₹ 24.29 Lakhs	Donation by the Company	Antra Hospital
							Promoting Education, Art and Culture	Education, Art and Culture	Item No. (ii) of Sch.VII	Gujarat	Gujarat	Ahmedabad	N.A.	₹ 20.00 Lakhs	Donation by the Company	Karmakshetra Education Foundation
							Promoting Education	Education (Ekal Vidyalaya)	Item No. (ii) of Sch.VII	Delhi	Delhi	Wazirpur	N.A.	₹ 11.00 Lakhs	Donation by the Company	Bharat Lok Shiksha Parishad
							Annapurna Dry Ration Project	Food and Nutrition	Item No. (i) of Sch.VII	West Bengal	West Bengal	Kolkata	N.A.	₹ 11.00 Lakhs	Donation by the Company	Lions Club International District 322B1
							Promoting Education	Education and Protection of Art & Culture	Item No. (ii) and (v) of Sch.VII	Meghalaya	Meghalaya	East Khasi Hills	N.A.	₹ 10.00 Lakhs	Donation by the Company	Ramakrishna Mission Ashrama Sohra
							Relief and Rehabilitation	Jan Manas Foundation	Item No. (xii) of Sch.VII	Bihar	Bihar	Patna	N.A.	₹ 10.00 Lakhs	Donation by the Company	Jan Manas Foundation
							Reducing Inequality and women empowerment	Chowrangi Cheers Foundation	Item No. (iii) of Sch.VII	West Bengal	West Bengal	Kolkata	N.A.	₹ 2.00 Lakhs	Donation by the Company	Chowrangi Cheers Foundation
							Healthcare support	SAPNA NGO	Item No. (iii) of Sch.VII	Delhi	Delhi	Delhi	N.A.	₹ 2.00 Lakhs	Donation by the Company	NGO SAPNA
							Promoting Rural Education	Providing facilities at Schools in Rural and Tribal Areas	Item No. (ii) of Sch. VII	West Bengal	West Bengal	Purulia	N.A.	₹ 2.00 Lakhs	Donation by the Company	Bhalo Pahar
							Protection of Heritage and Culture	BAPS Swaminarayan Sanstha	Item No. (v) of Sch. VII	Maharashtra	Maharashtra	Mumbai	N.A.	₹ 0.60 Lakhs	Donation by the Company	BAPS Swaminarayan Sanstha

Business Responsibility Report

SECTION A: GENERAL INFORMATION ABOUT THE COMPANY

1. **Corporate Identity Number (CIN) of the Company:** L40108UP2005PLC094368
2. **Name of the Company:** Techno Electric & Engineering Company Limited
3. **Registered address:** C-218, Ground Floor (GR-2), Sector 63, Noida – 201307, Uttar Pradesh
4. **Website:** http://www.techno.co.in
5. **E-mail id:** desk.investors@techno.co.in
6. **Financial Year reported:** 2020-21
7. **Sector(s) that the Company is engaged in (industrial activity code wise):**
   45204 – EPC (Construction)
   40108 – Energy (Power)
8. **Three key products/services that the Company manufactures/provides (as in balance sheet):**
   (a) **Power Generation System:** Complete solution provider for captive power plants, balance of plants and utilities for power projects.
   (b) **Transmission & Distribution:** Construction of air insulated, and gas insulated substations, installation of overhead lines.
   (c) **Industrial:** Plant electrical and illumination, oil handling plants, fire protection system, air conditioning and ventilation system.
9. **Total number of locations where business activity is undertaken by the Company:**
   (a) Number of International Locations – 2
   (b) Number of National Locations - 18
10. **Markets served by the Company – Local/State/National/International -** National and International

SECTION B: FINANCIAL DETAILS OF THE COMPANY

1. **Paid up Capital (₹):** 22,00,00,000
2. **Total Turnover (₹):** 88,922.86 lakhs
3. **Total profit after taxes (₹):** 20,045.08 lakhs
4. **Total Spending on Corporate Social Responsibility (CSR) as percentage of profit after tax (%):** ₹ 123.64 lakhs, which is 0.51 % of the average net profit after tax of the last three years preceding the year ended 31st March 2021.
5. **List of activities in which expenditure in 4 above has been incurred:**
   Please refer to Board's Report for CSR Activities.

SECTION C: OTHER DETAILS

1. **Does the Company have any Subsidiary Company/Companies?**
   As on 31st March, 2021, the Company has 6 Subsidiaries, but does not have any material subsidiary.
2. **Do the Subsidiary Company/Companies participate in the BR Initiatives of the parent company?** If yes, then indicate the number of such subsidiary company(s).

   The Subsidiaries are separate entities and hence they follow BR Initiatives, if any as applicable to them.
3. **Do any other entity/entities (e.g., suppliers, distributors etc.) that the Company does business with, participate in the BR initiatives of the Company? If yes, then indicate the percentage of such entity/entities? [Less than 30%, 30-60%, More than 60%]**
   The Company has not mandated any supplier, distributer etc., to participate in BR Initiatives of the Company. However, they are encouraged to adopt BR Initiatives and follow the concept expected from responsible businesses.

   It is difficult to establish the extent of their support in Company's BR initiatives.

SECTION D: BUSINESS RESPONSIBILITY INFORMATION

1. **Details of Director/Directors responsible for Business Responsibility**
   (a) Details of the Director/Director responsible for implementation of the BR policy/policies
      1. DIN Number: 00055954
      2. Name: Mr. P. P. Gupta
      3. Designation: Managing Director

   (b) Details of the BR head

No.	Particulars	Details
1	DIN Number (if applicable)	00055954
2	Name	Mr. P. P. Gupta
3	Designation	Managing Director
4	Telephone number	(033) 40513000/3100
5	e-mail id	desk.md@techno.co.in

2. Principle-wise (as per NVGs) BR Policy/policies

(a) Details of compliance (Reply in Y/N)

No.	Questions	P1 Ethics	P2 Product Life Cycle Sustainability	P3 Employee well Being	P4 Stakeholder Engagement	P5 Human Rights	P6 Environment	P7 Policy Advocacy	P8 Community Development	P9 Customer Value
1	Do you have a policy/Policies for	Y	Y	Y	Y	Y	Y	Y	Y	Y
2	Has the policy been formulated in consultation with the relevant Stakeholders?	Y	Y	Y	Y	Y	Y	Y	Y	Y
3	Does the policy conform to any national/ international Standards? If yes, Specify? (50 words)	The Policies confirm to the principles of National Voluntary Guidelines.								
4	Has the policy being approved by the Board? Is yes, has it been signed by MD/owner/CEO/ appropriate Board Director?	Y	Y	Y	Y	Y	Y	Y	Y	Y
5	Does the company have a specified committee of the Board/Director/Official to oversee the implementation of the Policy?	Y	Y	Y	Y	Y	Y	Y	Y	Y
6	Indicate the link for the policy to be viewed online?	Restricted to Stakeholders								
7	Has the policy been formally communicated to all relevant internal and external stakeholders?	Y	Y	Y	Y	Y	Y	Y	Y	Y
8	Does the company have in-house structure to implement the policy/policies.	Y	Y	Y	Y	Y	Y	Y	Y	Y
9	Does the Company have a grievance redressal mechanism related to the policy/policies to address stakeholders' grievances related to the policy/policies?	Y	Y	Y	Y	Y	Y	Y	Y	Y
10	Has the company carried out independent audit/ evaluation of the working of this policy by an internal or external agency?	The Policies are reviewed and evaluated from time to time and getting modified as required depending upon the situation.								

b) If answer to the question at serial number 1 against any principle, is 'No', please explain why: (Tick up to 2 options) NOT APPLICABLE

No.	Questions	P1	P2	P3	P4	P5	P6	P7	P8	P9
1	The company has not understood the Principles	-	-	-	-	-	-	-	-	-
2	The company is not at a stage where it finds itself in a position to formulate and implement the policies on specified principles	-	-	-	-	-	-	-	-	-
3	The company does not have financial or manpower resources available for the task	-	-	-	-	-	-	-	-	-
4	It is planned to be done within next 6 months	-	-	-	-	-	-	-	-	-
5	It is planned to be done within the next 1 year	-	-	-	-	-	-	-	-	-
6	Any other reason (please specify)	-	-	-	-	-	-	-	-	-

3. Governance related to BR

a) Indicate the frequency with which the Board of Directors, Committee of the Board or CEO assess the BR performance of the Company. Within 3 months, 3-6 months, Annually, More than 1 year.

There is no defined frequency. However, the BR performance of the Company is periodically assessed by the Management.

b) Does the Company publish a BR or a Sustainability Report? What is the hyperlink for viewing this report? How frequently it is published?

The Company publishes the BR annually and the same is available at the website of the Company at http://www.techno.co.in at the hyper link ....

PRINCIPLE 1

1. Does the policy relating to ethics, bribery and corruption cover only the company? Yes/No. Does it extends to the Group/Joint Ventures/Suppliers/ Contractors/NGOs/others?

Techno considers Corporate Governance as an integral part of good management. As a result, the Company has adopted a Code of Business Conduct & Ethics ('the Code'). This Code is applicable to the Board of Directors and all employees of the Company. The members of the Board of Directors and the members of the Senior Management of the Company are required to affirm compliance of this code.

This Code requires the Directors and employees of the Company to act honestly, fairly, ethically and with integrity. This Code helps the Directors and employees to conduct themselves in professional, courteous, and respectful manner and to ensure that their independent judgement is not sub-ordinated.

The Corporate Governance framework is further supported by a Vigil Mechanism Policy which serves as a mechanism for its directors and employees to report any genuine concerns about unethical behavior, actual or suspected fraud or violation of the Code of Conduct without fear of reprisal, and hence to help ensure the Company continues to uphold its high standards.

2. **How many stakeholder complaints have been received in the past financial year and what percentage was satisfactorily resolved by the management? If so, provide details thereof, in about 50 words or so.**
The Company takes action on the complaints and provides a suitable reply to the stakeholders on immediate basis. The details of shareholder complaints received and resolved during the financial year are given in the Corporate Governance Report.

PRINCIPLE 2

1. **List up to 3 of your products or services whose design has incorporated social or environmental concerns, risks and/or opportunities.**
The Company is a solution provider in the Power Sector and a power generator from wind sources. It executed projects for the and as per the requirement of the Clients.

2. **Does the company have procedures in place for sustainable sourcing (including transportation)?**
The Company endeavors to focus on protection of environment, stakeholders' interest and cost effectiveness while procuring any material or goods for execution of projects. The main materials - transformer, circuit breaker, steel, aluminum, cement, cables and various items relating to the industry are procured from manufacturers/producers who are well reputed keeping in mind the need for quality and consistency. Adequate steps are taken for safety during transportation and optimization of logistics, which, in turn, help to mitigate the impact on climate.

3. **Has the company taken any steps to procure goods and services from local & small producers, including communities surrounding their place of work? Yes**
The Company procures sand, stone chips, bricks etc. from local vendors at the location of the projects which provides them the earning opportunity.

4. **Does the company have a mechanism to recycle products and waste? If yes what is the percentage of recycling of products and waste (separately as <5%, 5-10%, >10%). Also, provide details thereof, in about 50 words or so.**
The Company is a service/solution provider in power sector and has no manufacturing facility. However, it send the scrap to through local vendors for recycling. The Company endeavors to manage the environmental impacts of organizational activities, products and services. The percentage of recycling of products and waste is very negligible.

PRINCIPLE 3

1. **Please indicate the Total number of permanent employees.** - 374

2. **Please indicate the Total number of employees hired on temporary/ contractual/casual basis.** - 29

3. **Please indicate the Number of permanent women employees.** - 14

4. **Please indicate the Number of permanent employees with disabilities** - 1

5. **Do you have an employee association that is recognized by management?** No

6. **What percentage of your permanent employees is members of this recognized employee association?** "Not Applicable"

7. **Please indicate the Number of complaints relating to child labour, forced labour, involuntary labour, sexual harassment in the last financial year and pending, as on the end of the financial year.** Nil

Particulars	No. of Complaints filed during the Financial Year	No. of complaints pending as on end of the Financial Year
Child labour/forced labour/involuntary labour	NIL	NA
Sexual harassment	NIL	NA
Discriminatory employment	NIL	NA

8. **What percentage of your under mentioned employees were given safety and skill up-gradation training in the last year?**
   a. Permanent Employees - 52%
   b. Permanent Women Employees - 75%
   c. Casual/Temporary/Contractual Employees- Contractual employees are given training.
   d. Employees with Disabilities - 0%.

PRINCIPLE 4

1. **Has the company mapped its internal and external stakeholders? Yes/No**
Yes, the Company has mapped its key internal and external stakeholders.

2. **Out of the above, has the company identified the disadvantaged, vulnerable & marginalized stakeholders?**
The Company engages with its stakeholders on an ongoing basis. It is committed to the welfare of marginalized and vulnerable stakeholders and endeavors to meet the expectations of the said stakeholders.

   The Company has also identified specific areas like educating and training underprivileged/vulnerable stakeholders which help them in improving their standard of living.

3. **Are there any special initiatives taken by the company to engage with the disadvantaged, vulnerable and marginalized stakeholders?**
The Company gives emphasis on the small and marginal stakeholders engaged in the civil construction works at project sites and at the place of rural electrification projects by guiding them based on technical skills and apprising them the potential risks/ hazards that may happen during performing their jobs.

PRINCIPLE 5

1. **Does the policy of the company on human rights cover only the company or extend to the Group/Joint Ventures/ Suppliers/Contractors/NGOs/Others?**
The Company remains committed to respect and protect human rights. The Company's Code of Business Conduct & Ethics and the human resource practices cover most of these aspects. The Company does not hire child labour, forced labour or involuntary labour. The Company never discriminates between its employees. This practice extends to the Techno Group.

2. **How many stakeholder complaints have been received in the past financial year and what percent was satisfactorily resolved by the management?**
No stakeholder complaints, relating to human rights, discrimination have been received in the last financial year.

PRINCIPLE 6

1. **Does the policy related to Principle 6 cover only the company or extends to the Group/Joint Ventures/Suppliers/ Contractors/NGOs/others?**
The Company strives to preserve the environment by striking a balance between economic growth and preservation of the environment with due concern for ecology. The Company is committed to implement all its projects as per the specification and benchmark provided by its clients in an environment friendly manner giving specific emphasis on the health and safety of its

employees/stakeholders. The Subsidiaries and Joint Ventures are encouraged to adopt the practices of Company.

2. **Does the company have strategies/ initiatives to address global environmental issues such as climate change, global warming, etc? Y/N. If yes, please give hyperlink for webpage etc.**
The Company's policy requires implementation of projects in such a manner, so as to ensure safety of all concerned, compliances of environmental regulations and preservation of natural resources which is the criteria specified by the clients. In line with the Company's commitment towards conservation of energy, all its units continue with their efforts aimed at improving energy efficiency through innovative measures to reduce wastage and optimise consumption. The wholly-owned subsidiary of the Company is a green power generator from wind turbines.

3. **Does the company identify and assess potential environmental risks? Y/N**
Yes, the Company has a mechanism to identify and assess risks which includes environmental risks. The Company is a ISO 9001 Company.

4. **Does the company have any project related to Clean Development Mechanism? If so, provide details thereof, in about 50 words or so. Also, if Yes, whether any environmental compliance report is filed?**
The Company carries on its clean energy development program and has 129.90 MW wind energy project installed in Tamilnadu and Karnataka and environmental audit conducted every year and a report filed to the environmental agency.

5. **Has the Company undertaken any other initiatives on – clean technology, energy efficiency, renewable energy, etc. -** No.

6. **Are the Emissions/Waste generated by the company within the permissible limits given by CPCB/SPCB for the financial year being reported?**
The Company is not a manufacturing or processing company, so there is no generation of emissions/wastes.

7. **Number of show cause/legal notices received from CPCB/SPCB which are pending (i.e. not resolved to satisfaction) as on end of Financial Year.**
This is not applicable on the Company.

PRINCIPLE 7

1. **Is your company a member of any trade and chamber or association? If Yes, Name only those major ones that your business deals with:**
   a. Indian Electrical & Electronics Manufacturers' Association (ieema);
   b. Confederation of Indian Industry (CII);
   c. Bengal Chamber of Commerce, Kolkata.
   d. Indo-German Chamber of Commerce.

2. **Have you advocated/lobbied through above associations for the advancement or improvement of public good? Yes/ No; if yes specify the broad areas (drop box: Governance and Administration, Economic Reforms, Inclusive Development Policies, Energy security, Water, Food Security, Sustainable Business Principles, Others)**
From time to time, the Company has been raising various issues concerning its business through the above mentioned associations.

PRINCIPLE 8

1. **Does the company have specified programmes/initiatives/projects in pursuit of the policy related to Principle 8? If yes details thereof.**
The Company has a well-defined CSR policy which is in line with the Companies Act, 2013. The Company has taken various CSR initiatives for support and development of society. The report on the CSR projects carried by the Company is annexed with the Board's Report.

2. **Are the programmes/projects undertaken through in-house team/ own foundation/external NGO/ government structures/any other organization?**
The Company carries its CSR activity either by donating to organizations for preservation and protection of Heritage buildings and rural development by providing solar energy through its Trust. All the projects are monitored by the internal teams of the Company.

3. **Have you done any impact assessment of your initiative?**
A report on each project and its impact on society is taken from Trusts which is reviewed from time to time. The internal teams ensure the implementation of the projects undertaken.

4. **What is your company's direct contribution to community development projects- Amount in ₹ and the details of the projects undertaken?**
The details of the CSR Activities during the financial year and the areas are mentioned in Annexure to the Board's Report.

5. **Have you taken steps to ensure that this community development initiative is successfully adopted by the community? Please explain in 50 words, or so.**
Yes. Initiatives undertaken under CSR are tracked to determine the outcomes achieved and the benefits to the community. Internal tracking mechanisms, follow-up, visits, telephonic and email communications are regularly carried out. The Company has dedicated team of employees to drive and monitor the CSR activities.

   Any project that comes up for CSR is first internally reviewed and assessed by the Management. If the Management is convinced of the project, it is put up to the CSR Committee for its consideration and approval. If the project is approved, it is tracked and the reports, through telephone, emails etc., are taken from time to time.

PRINCIPLE 9

1. **What percentage of customer complaints/consumer cases are pending as on the end of financial year?**
The Company is committed to providing quality services to customers and is always ready to address their concerns. A is in place for dealing with customer feedback and complaints. Customers are provided multiple options to connect with the Company through email, telephone, website, social media, feedback forms, etc.

   There are no complaint pending at the end of the financial year.

2. **Does the company display product information on the product label, over and above what is mandated as per local laws? Yes/No/N.A./Remarks (additional information)**
Not Applicable.

3. **Is there any case filed by any stakeholder against the company regarding unfair trade practices, irresponsible advertising and/or anti-competitive behaviour during the last five years and pending as on end of financial year. If so, provide details thereof, in about 50 words or so.**
There are no cases in relation to unfair trade practices, irresponsible advertising and/or anti-competitive behavior during the last five years and pending as on end of financial year.

4. **Did your company carry out any consumer survey/consumer satisfaction trends?**
The Company need not to carry customer satisfaction survey. However, the customer itself assesses the project implemented by the Company and give awards from time to time.

Independent Auditor's Report

To the Members of
Techno Electric & Engineering Company Ltd.

INDEPENDENT AUDITOR'S REPORT ON THE AUDIT OF THE STANDALONE FINANCIAL STATEMENTS

Opinion

We have audited the accompanying standalone financial statements of Techno Electric & Engineering Company Limited ("the Company"), which comprise the balance sheet as at March 31 2021, the statement of profit and loss, (including the statement of other comprehensive income), the cash flow statement and the statement of changes in equity for the year then ended, and notes to the standalone financial statements, including a summary of significant accounting policies and other explanatory information (hereinafter referred to as "the standalone financial statements").

In our opinion and to the best of our information and according to the explanations given to us, the aforesaid standalone financial statements give the information required by the Companies Act, 2013 ("the Act") in the manner so required and give a true and fair view in conformity with the accounting principles generally accepted in India, of the state of affairs of the Company as at March 31, 2021, its profit including other comprehensive income, its cash flows and the changes in equity for the year ended on that date.

Basis for Opinion

We conducted our audit of the standalone financial statements in accordance with the Standards on Auditing (SAs) specified under section 143(10) of the Act. Our responsibilities under those standards are further described in the Auditor's Responsibilities for the audit of the standalone financial statements' section of our report. We are independent of the Company in accordance with the 'Code of Ethics' issued by the Institute of Chartered Accountants (ICAI) of India together with the ethical requirements that are relevant to our audit of the standalone financial statements under the provisions of the Act and the Rules there under, and we have fulfilled our other ethical responsibilities in accordance with these requirements and the ICAI's Code of Ethics. We believe that the audit evidence we have obtained is sufficient and appropriate to provide a basis for our audit opinion on the standalone financial statements.

Key Audit Matters

Key audit matters are those matters that, in our professional judgment, were of most significance in our audit of the Standalone financial statements for the financial year ended March 31, 2021. These matters were addressed in the context of our audit of the Standalone financial statements as a whole, and in forming our opinion thereon, and we do not provide a separate opinion on these matters. For each matter below, our description of how our audit addressed the matter is provided in that context.

Descriptions of Key Audit Matter	How we addressed the matter in our audit
Revenue Recognition - The accuracy of amounts recorded as revenue is an inherent risk due to the complexity involve. The application of revenue recognition accounting standards Ind AS 115 is complex and involves a number of judgments and estimates. Further in EPC contract, revenue is accounted for under the percentage completion method which also requires significant judgments and estimates in particular with respect to estimation the cost to complete. Due to the estimates, judgment and complexity involved in the application of the revenue recognition accounting standards, we have considered this matter as a key audit matter. The Company's accounting policies relating to revenue recognition are presented in note 5.11 to the financial statements.	As part of our audit, we understood the Company's policies and processes, control mechanisms and methods in relation to the revenue recognition and evaluated the design and operative effectiveness of the financial controls from the above through our test of control procedures. Tested a sample of sales transactions for compliance with the Company's accounting principles to assess the completeness, occurrence and accuracy of revenue recorded. Also revenue is recognised when the Company satisfies a performance obligation. Performing procedures to ensure that the revenue recognition criteria adopted by Company for all major revenue streams is appropriate and in line with the Company's accounting policies. We tested the company's system generated reports, based on which revenue is accrued at the year end, and performed tests of details on the accrued revenue and accounts receivable balances recognized in the balance sheet at the year end. We evaluated the management's process to recognize revenue over a period of time, total cost estimates, status of the projects and re-calculated the arithmetic accuracy of the same. We examined contracts with exceptions including contracts with low or negative margins, loss making contracts, etc. to determine the level of provisioning. We examined contracts with exceptions including contracts with low or negative margins, loss making contracts, etc. to determine the level of provisioning. Our tests of detail focused on transactions occurring within proximity of the year end and obtaining evidence to support the appropriate timing of revenue recognition, based on terms and conditions set out in sales contracts and delivery documents or system generated reports. We considered the appropriateness and accuracy of any cut-off adjustments. Traced disclosure information to accounting records and other supporting documentation. **Our Observation:** Based on the audit procedures performed we did not obtain any material exceptions in the revenue recognition.

Descriptions of Key Audit Matter	How we addressed the matter in our audit
B. Valuation and existence of Investment in Bonds and Debentures and Mutual Funds. Valuation and existence of current investments designated at fair value through profit or loss Investments designated at fair value through profit or loss (the Investments) are valued at ₹ 58,127.16 lakh and represent 26.45 % of total assets. Further disclosures on the Investments are included at Note 9 to the financial statements. This was an area of focus for our audit and the area where significant audit effort was directed. As at March 31, 2021, all Investments are in debentures, bonds & mutual funds and are actively traded with readily available, quoted market prices.	Understanding of the business processes employed by the Company for accounting for, and valuing, their investment portfolio. We obtained accounts confirmation for the investment in bonds and mutual funds and verified that the company was the recorded owner of all current investments. Our audit procedures over the valuation of the Investments included agreeing the fair valuation of all Investments held at March 31, 2021 to the Net Assets Value provided by the respective Mutual funds & market quotes provided by the agents for the bonds. **Our Observation:** Based on the audit procedures performed we are satisfied with valuation and existence of current investment.

Information Other than the Standalone financial statements and Auditor's Report Thereon

The Company's Board of Directors is responsible for the preparation of the other information. The other information comprises the information included in the annual reports, but does not include the standalone financial statements and our auditor's report thereon.

Our opinion on the Standalone financial statements does not cover the other information and we do not express any form of assurance conclusion thereon.

In connection with our audit of the financial statements, our responsibility is to read the other information and, in doing so, consider whether the other information is materially inconsistent with the Standalone financial statements or our knowledge obtained during the course of our audit or otherwise appears to be materially misstated. If, based on the work we have performed, we conclude that there is a material misstatement of this other information; we are required to report that fact. We have nothing to report in this regard.

Management's Responsibility for the Standalone Financial Statements

The Company's Board of Directors is responsible for the matters stated in section 134(5) of the Act with respect to the preparation of these Standalone financial statements that give a true and fair view of the financial position, financial performance including other comprehensive income, cash flows and changes in equity of the Company in accordance with the accounting principles generally accepted in India, including the Indian Accounting Standards (Ind AS) specified under section 133 of the Act read with the Companies (Indian Accounting Standards) Rules, 2015, as amended. This responsibility also includes maintenance of adequate accounting records in accordance with the provisions of the Act for safeguarding the assets of the Company and for preventing and detecting frauds and other irregularities; selection and application of appropriate accounting policies; making judgments and estimates that are reasonable and prudent; and the design, implementation and maintenance of adequate internal financial controls, that were operating effectively for ensuring the accuracy and completeness of the accounting records, relevant to the preparation and presentation of the Standalone financial statements that give a true and fair view and are free from material misstatement, whether due to fraud or error.

In preparing the standalone financial statements, management is responsible for assessing the Company's ability to continue as a going concern, disclosing, as applicable, matters related to going concern and using the going concern basis of accounting unless management either intends to liquidate the Company or to cease operations, or has no realistic alternative but to do so. Those charged with governance are also responsible for overseeing the Company's financial reporting process.

Auditor's Responsibilities for the Audit of the Standalone Financial Statements

Our objectives are to obtain reasonable assurance about whether the Standalone financial statements as a whole are free from material misstatement, whether due to fraud or error, and to issue an auditor's report that includes our opinion. Reasonable assurance is a high level of assurance, but is not a guarantee that an audit conducted in accordance with SAs will always detect a material misstatement when it exists. Misstatements can arise from fraud or error and are considered material if, individually or in the aggregate, they could reasonably be expected to influence the economic decisions of users taken on the basis of these standalone financial statements.

As part of an audit in accordance with SAs, we exercise professional judgment and maintain professional scepticism throughout the audit. We also:

- Identify and assess the risks of material misstatement of the standalone financial statements, whether due to fraud or error, design and perform audit procedures responsive to those risks, and obtain audit evidence that is sufficient and appropriate to provide a basis for our opinion. The risk of not detecting a material misstatement resulting from fraud is higher than for one resulting from error, as fraud may involve collusion, forgery, intentional omissions, misrepresentations, or the override of internal control.
- Obtain an understanding of internal control relevant to the audit in order to design audit procedures that are appropriate in the circumstances. Under section 143(3)(i) of the Act, we are also responsible for expressing our opinion on whether the company has adequate internal financial controls system in place and the operating effectiveness of such controls.
- Evaluate the appropriateness of accounting policies used and the reasonableness of accounting estimates and related disclosures made by management.
- Conclude on the appropriateness of management's use of the going concern basis of accounting and, based on the audit evidence obtained, whether a material uncertainty exists related to events or conditions that may cast significant doubt on the Company's ability to continue as a going concern. If we conclude that a material uncertainty exists, we are required to draw attention in our auditor's report to the related disclosures in the standalone financial statements or, if such disclosures are inadequate, to modify our opinion. Our conclusions are based on the audit evidence obtained up to the date of our auditor's report. However, future events or conditions may cause the Company to cease to continue as a going concern.
- Evaluate the overall presentation, structure and content of the financial statements, including the disclosures, and whether the standalone financial statements represent the underlying transactions and events in a manner that achieves fair presentation.

Materiality is the magnitude of misstatements in the standalone financial statements that, individually or in aggregate, makes it probable that the economic decisions of a reasonably knowledgeable user of the standalone financial statements may be influenced. We consider quantitative materiality and qualitative factors in (i) planning the scope of our audit work and in evaluating the results of our work; and (ii) to evaluate the effect of any identified misstatements in the financial statements.

We communicate with those charged with governance regarding, among other matters, the planned scope and timing of the audit and significant audit findings, including any significant deficiencies in internal control that we identify during our audit.

We also provide those charged with governance with a statement that we have complied with relevant ethical requirements regarding independence, and to communicate with them all relationships and other matters that may reasonably be thought to bear on our independence, and where applicable, related safeguards.

From the matters communicated with those charged with governance, we determine those matters that were of most significance in the audit of the Standalone financial statements of the current period and are therefore the key audit matters. We describe these matters in our auditor's report unless law or regulation precludes public disclosure about the matter or when, in extremely rare circumstances, we determine that a matter should not be communicated in our report because the adverse consequences of doing so would reasonably be expected to outweigh the public interest benefits of such communication.

Report on Other Legal and Regulatory Requirements

1. As required by the Companies (Auditor's report) Order, 2016 ("the Order") issued by the Central Government of India in terms of sub-section (11) of section 143 of the Act, we give in the "Annexure A" a statement on the matters specified in paragraphs 3 and 4 of the Order.

2. As required by section 143 (3) of the Act, we report that:

   (a) We have sought and obtained all the information and explanations which to the best of our knowledge and belief were necessary for the purposes of our audit;

   (b) In our opinion, proper books of account as required by law have been kept by the Company so far as it appears from our examination of those books;

   (c) The Balance Sheet, the Statement of Profit and Loss including the Statement of Other Comprehensive Income, the Cash Flow Statement and Statement of Changes in Equity dealt with by this Report are in agreement with the books of account;

   (d) In our opinion, the aforesaid Standalone financial statements comply with the Accounting Standards specified under Section 133 of the Act, read with Companies (Indian Accounting Standards) Rules, 2015, as amended from time to time;

   (e) On the basis of the written representations received from the directors as on March 31, 2021 taken on record by the Board of Directors, none of the directors is disqualified as on March 31, 2021 from being appointed as a director in terms of Section 164(2) of the Act;

   (f) With respect to the adequacy of the internal financial controls with reference to standalone financial statement of the Company and the operating effectiveness of such controls, refer to our separate Report in "Annexure B".

   (g) In our opinion, the managerial remuneration for the year ended March 31, 2021 has been paid/ provided by the Company to its directors in accordance with the provisions of section 197 read with Schedule V to the Act; and

   (h) With respect to the other matters to be included in the Auditor's Report in accordance with Rule 11 of the Companies (Audit and Auditors) Rules, 2014, as amended, in our opinion and to the best of our information and according to the explanations given to us:

   I. The Company has disclosed the impact of pending litigations on its financial position in its Standalone financial statements– Refer Note No. 45 to the standalone financial statements;

   II. The Company has made provisions as required under the applicable laws of accounting standards for material foreseeable losses, if any, on long-term contracts including derivative contracts.

   III. There has been no delay in transferring amounts, required to be transferred, to the Investor Education and Protection Fund by the Company.

For Singhi & Co.
Chartered Accountants
Firm Registration No. 302049E

(Navindra Kumar Surana)
Partner
Membership No. 053816
UDIN-21053816AAAAFL3960

Place: Kolkata
Dated: 29th June, 2021

Annexure - A to the Independent Auditor's Report

(Referred to in paragraph 1 under 'Report on Other Legal and Regulatory Requirements' section of our report to the Members of Techno Electric & Engineering Company Limited

We report that:

i. In respect of its Property, Plant & Equipment:

a) The Company has maintained proper records of Property, Plant & Equipment showing full particulars, including quantitative details and situation of Property, Plant & Equipment.

b) The Company has a phased program of physical verification of its Property, Plant & Equipment which in our opinion, is reasonable having regard to the size of the Company and the nature of its business. In accordance with such program, the management has physically verified certain Property, Plant & Equipment during the year and no material discrepancies were noticed on such verification.

c) According to the information and explanations given to us and on the basis of our examination of the records of the Company, the title deeds of immovable properties are held in the name of the Company.

ii. As explained to us, inventories were physically verified during the year by the management at reasonable intervals. In our opinion and according to the information and explanations given to us the discrepancies noticed on such verifications of inventories as compared to the book records were not material and have been properly dealt with in the books of account.

iii. During the year, the Company has not granted any secured or unsecured loans to a body corporate covered in the register maintained under section 189 of the Act.

Accordingly, the provisions of paragraph 3(iii), 3(iii)(a) to 3(iii)(b) of the said order are not applicable.

iv. In our opinion and according to the information and explanations given to us, the Company has complied with the provisions of section 185 and 186 of the Act, with respect to the loans, investments made and providing guarantees and securities,

v. According to information and explanations given to us, the Company has not accepted any deposits from public within the meaning of Section 73, 74, 75 and 76 of the Act and Rules framed thereunder to the extent notified.

vi. We have broadly reviewed the books of accounts maintained by the Company in respect of wind power generation, where pursuant to the rule made by the Central Government of India the maintenance of cost records has been prescribed under section 148(1) of the Companies Act 2013 and are of the opinion that, prima facie, the prescribed records have been maintained. We have not, however, made a detailed examination of the records with a view to determine whether they are accurate or complete. The Central Government has not prescribed the maintenance of cost records under section 148(1) of the Act, for Engineering services rendered by the Company.

vii. According to the information and explanations given to us and the records of the Company examined by us:

a) The Company is generally regular in depositing undisputed statutory dues, in respect of Provident Fund, Employees' State Insurance, Income-tax, excise duty, service tax, customs duty, goods & service Tax, cess and other statutory dues, as applicable, to the appropriate authorities. There are no arrears in respect of the aforesaid dues as at 31st March, 2021 for a period of more than six months from the date they became payable.

b) The particulars of dues of income tax and value added tax which have not been deposited by the Company on account of disputes are as follows:

Name of the Statue	Nature of Dues	Amount (₹)	Period to which the amount relates	Forum Where Dispute is Pending
Orissa Value Added Tax Act, 2004	Due to non submission of books of Accounts at the time of assessment	49,51,605	2005-06 to 2008-09	Tribunal Authority, Angul
Madhya Pradesh Vat Act, 2002	Dispute on account of Extra freight & Entry Tax charge on Purchase, etc	20,58,719	2012-13	Appellate Authority, Jabalpur
Madhya Pradesh Vat Act, 2002	TDS Credit not admitted.	5,10,404	2014-15	Appellate Authority, Jabalpur

viii. According to the information and explanations given to us and based on our examination of the records of the Company, the Company has not defaulted in repayment of dues to any financial institution, bank as at Balance sheet date. The Company does not have any borrowings or loans from Central Government and dues to debenture holders as at Balance Sheet date.

ix. Based on our audit procedures and according to the information and explanations given to us, the company did not raise any money by way of initial public offer or further public offer (including debt instruments) and term loans during the year.

x. Based upon the audit procedure performed for the purpose of reporting the true and fair view of the standalone financial statements and according to the information and explanations given to us, no material fraud by the Company or on the Company by its officers or employees has been noticed or reported during the year

xi. The Company has paid/provided for managerial remuneration in accordance with the requisite approvals mandated by the provisions of section 197 read with Schedule V to the Act.

xii. In our opinion and according to the information and explanations given to us, the Company is not a nidhi company. Accordingly, paragraph 3(xii) of the Order is not applicable.

xiii. The Company has entered into transactions with related parties in compliance with the provisions of Sections 177 and 188 of the Act. The details of such related party transactions have been disclosed in the standalone financial statements as required under Indian Accounting Standard (Ind AS) 24, Related Party Disclosures specified under Section 133 of the Act.

xiv. The Company has not made any preferential allotment or private placement of shares or fully or partly convertible debentures during the year. Accordingly, the provisions of Clause 3(xiv) of the Order are not applicable to the Company.

xv. The Company has not entered into any non cash transactions with its directors or persons connected with them to which Section 192 of the Act applies. Accordingly, the provisions of Clause 3(xv) of the Order are not applicable to the Company

xvi. The Company is not required to be registered under section 45-IA of the Reserve Bank of India Act, 1934. Accordingly, the provisions of Clause 3(xvi) of the Order are not applicable to the Company.

For Singhi & Co.
Chartered Accountants
Firm Registration No. 302049E

(Navindra Kumar Surana)
Partner
Membership No. 053816
UDIN-21053816AAAAFL3960

Place: Kolkata
Dated: 29th June, 2021

Annexure - B to the Independent Auditor's Report

(Referred to in paragraph 2 (f) under 'Report on Other Legal and Regulatory Requirements' section of our report to the Members of **Techno Electric & Engineering Company Limited** of even date)

Report on the Internal Financial Controls under Clause (i) of Sub-section 3 of Section 143 of the Companies Act, 2013 ("the Act")

We have audited the internal financial controls over financial reporting with reference to standalone financial statement of **Techno Electric & Engineering Company Limited** ("the Company") as of March 31, 2021 in conjunction with our audit of the standalone financial statements of the Company for the year ended on that date.

Management's Responsibility for Internal Financial Controls

The Board of Directors of the Company is responsible for establishing and maintaining internal financial controls based on the internal control over financial reporting criteria established by the Company considering the essential components of internal control stated in the Guidance Note on Audit of Internal Financial Controls Over Financial Reporting issued by the Institute of Chartered Accountants of India. These responsibilities include the design, implementation and maintenance of adequate internal financial controls that were operating effectively for ensuring the orderly and efficient conduct of its business, including adherence to respective company's policies, the safeguarding of its assets, the prevention and detection of frauds and errors, the accuracy and completeness of the accounting records, and the timely preparation of reliable financial information, as required under the Companies Act, 2013.

Auditor's Responsibility

Our responsibility is to express an opinion on the internal financial controls over financial reporting with reference to these standalone financial statements based on our audit. We conducted our audit in accordance with the Guidance Note on Audit of Internal Financial Controls Over Financial Reporting (the "Guidance Note") issued by the Institute of Chartered Accountants of India and the Standards on Auditing prescribed under Section 143(10) of the Companies Act, 2013, to the extent applicable to an audit of internal financial controls. Those Standards and the Guidance Note require that we comply with ethical requirements and plan and perform the audit to obtain reasonable assurance about whether adequate internal financial controls with reference to standalone financial statement was established and maintained and if such controls operated effectively in all material respects.

Our audit involves performing procedures to obtain audit evidence about the adequacy of the internal financial controls over financial reporting system with reference to these standalone financial statements and their operating effectiveness. Our audit of internal financial controls over financial reporting with reference to these standalone financial statements included obtaining an understanding of internal financial controls with reference to financial statement, assessing the risk that a material weakness exists, and testing and evaluating the design and operating effectiveness of internal control based on the assessed risk. The procedures selected depend on the auditor's judgement, including the assessment of the risks of material misstatement of the financial statements, whether due to fraud or error.

We believe that the audit evidence we have obtained is sufficient and appropriate to provide a basis for our audit opinion on the Company's internal financial controls over financial reporting system with reference to these standalone financial statements.

Meaning of internal financial controls over financial reporting with reference to standalone financial Statements

A company's internal financial control over financial reporting with reference to these standalone financial statements is a process designed to provide reasonable assurance regarding the reliability of financial reporting and the preparation of financial statements for external purposes in accordance with generally accepted accounting principles. A company's internal financial control with reference to these standalone financial statements includes those policies and procedures that (1) pertain to the maintenance of records that, in reasonable detail, accurately and fairly reflect the transactions and dispositions of the assets of the company; (2) provide reasonable assurance that transactions are recorded as necessary to permit preparation of Standalone financial statements in accordance with generally accepted accounting principles, and that receipts and expenditures of the company are being made only in accordance with authorisations of management and directors of the company; and (3) provide reasonable assurance regarding prevention or timely detection of unauthorised acquisition, use, or disposition of the company's assets that could have a material effect on the standalone financial statements.

Inherent limitations of internal financial controls over financial reporting with reference to standalone financial statements

Because of the inherent limitations of internal financial controls over financial reporting with reference to these standalone financial statements, including the possibility of collusion or improper management override of controls, material misstatements due to error or fraud may occur and not be detected. Also, projections of any evaluation of the internal financial controls over financial reporting with reference to these standalone financial statements to future periods are subject to the risk that the internal financial control over financial reporting with reference to these standalone financial statements may become inadequate because of changes in conditions, or that the degree of compliance with the policies or procedures may deteriorate.

Opinion

In our opinion, to the best of our information and according to the explanations given to us, the Company has, in all material respects, an adequate internal financial controls over financial reporting system with reference to these standalone financial statements and such internal financial controls over financial reporting with reference to these standalone financial statements were operating effectively as at March 31, 2021, based on the internal control over financial reporting criteria established by the Company considering the essential components of internal control stated in the Guidance Note on Audit of Internal Financial Controls Over Financial Reporting issued by the Institute of Chartered Accountants of India.

For Singhi & Co.
Chartered Accountants
Firm Registration No. 302049E

(Navindra Kumar Surana)
Partner
Membership No. 053816
UDIN-21053816AAAAFL3960

Place: Kolkata
Dated: 29th June, 2021

Balance Sheet

as at 31st March 2021

₹ in Lakhs

Particulars	Note No.	As at 31st March 2021	As at 31st March 2020
ASSETS			
(1) Non - Current Assets			
(a) Property, Plant and Equipments	6	46,333.03	50,423.82
(b) Other Intangible Assets	7	1.12	4.27
(c) Right -of - Use - Asset	8	157.91	169.70
(d) Financial Assets			
(i) Investments	9	10,340.13	15,004.98
(ii) Loans	11	949.24	1,228.98
(iii) Other Financial Assets	15	946.28	791.51
(e) Non Current Tax Assets (Net)	16	136.80	1,680.40
(f) Other Non Current Assets	17	3,205.81	-
(2) Current Assets			
(a) Inventories	10	624.18	650.17
(b) Financial Assets			
(i) Investments	9	60,671.74	51,817.65
(ii) Loans	11	10,000.00	-
(iii) Trade Receivables	12	53,022.97	57,416.27
(iv) Cash and Cash Equivalents	13	7,368.14	3,639.66
(v) Bank Balances other than Cash and Cash Equivalents	14	705.82	634.96
(vi) Other Financial Assets	15	4,552.63	6,816.58
(c) Other Current Assets	17	20,703.57	15,256.82
Total Assets		2,19,719.37	**2,05,535.77**
EQUITY AND LIABILITIES			
EQUITY			
(a) Equity Share Capital	18	2,200.00	2,200.00
(b) Other Equity	19	1,58,864.30	1,45,020.07
LIABILITIES			
(1) Non - Current Liabilities			
(1) Provisions	25	221.90	250.45
(b) Deferred Tax Liabilities (net)	23	11,526.77	11,301.47
(c) Other Non - Current Liabilities	24	3,852.40	4,534.09
(2) Current Liabilities			
(a) Financial Liabilities			
(i) Borrowings	20	4,000.31	-
(ii) Trade Payables due to	21		
Micro & Small Enterprise		1,738.40	2,774.26
other than Micro & Small Enterprise		34,888.56	36,888.67
(iii) Other Financial Liabilities	22	52.64	48.35
(b) Other Current Liabilities	24	2,348.18	2,476.84
(c) Provisions	25	25.91	41.57
Total Equity & Liabilities		2,19,719.37	**2,05,535.77**
Significant Accounting Policies	1-5	-	

Accompanying Notes are integral part of the standalone financial statements

This is the Balance Sheet referred to in our report of even date

For Singhi & Co.
Chartered Accountants
Firm's Registration No. 302049E

P. K. Lohia
Chief Financial Officer

P. P. Gupta
Managing Director
DIN: 00055954

Navindra Kumar Surana
Partner
Membership No 053816

N. Brahma
Company Secretary
Membership No A-11652

S.N. Roy
Director
DIN: 00408742

Place: Kolkata
Date: 29th June 2021

Statement of Profit and Loss

for the year ended 31st March 2021

₹ in Lakhs

Particulars	Note No.	Year ended 31st March 2021	Year ended 31st March 2020
I Revenue from Operations	26	88,922.86	87,616.61
II Other Income	27	8,359.15	4,493.03
III Total Income (I + II)		97,282.01	**92,109.64**
IV Expenses			
Material Stores & Services	28	56,903.47	54,525.21
Changes in Inventories of Finished Goods, Stock - in - Trade and Work - in - Progress	29	25.98	1,242.21
Employee Benefit Expenses	30	3,331.65	3,966.19
Finance Costs	31	784.58	604.98
Depreciation and Amortization Expenses	32	4,111.03	4,152.35
Other Expenses	33	7,046.85	6,264.17
Total expenses		72,203.56	**70,755.11**
V Profit / (loss) before exceptional items and tax (III - IV)		25,078.45	21,354.53
VI Exceptional items		-	-
VII Profit / (loss) before tax (V + VI)		25,078.45	**21,354.53**
VIII Tax Expense	34		
(1) Current tax		4,926.40	4,679.65
(2) Deferred tax		106.97	(994.20)
		5,033.37	**3,685.45**
IX Profit / (loss) for the year (VII - VIII)		**20,045.08**	**17,669.08**
X Other comprehensive income			
A Items that will not be reclassified to statement of profit & loss.			
(i) changes in fair value of equity investments designated at FVTOCI		520.40	(0.53)
(ii) Remeasurement of defined benefit obligation		(2.93)	150.45
(iii) Income tax related to above items		(118.33)	(37.87)
Other comprehensive income for the year		399.14	**112.05**
XI Total comprehensive income for the year (IX + X)		20,444.22	**17,781.13**
XII Earnings per equity share	35		
(1) Basic		18.22	16.04
(2) Diluted		18.22	16.04
Significant Accounting Policies	1-5		

Accompanying Notes are integral part of the standalone financial statements

This is the Statement of Profit & Loss referred to in our report of even date

For Singhi & Co.
Chartered Accountants
Firm's Registration No. 302049E

P. K. Lohia
Chief Financial Officer

P. P. Gupta
Managing Director
DIN: 00055954

Navindra Kumar Surana
Partner
Membership No 053816

N. Brahma
Company Secretary
Membership No A-11652

S.N. Roy
Director
DIN: 00408742

Place: Kolkata
Date: 29th June 2021

Cash Flow Statement

for the year ended 31st March 2021

₹ in Lakhs

Particulars	As at 31st March 2021	As at 31st March 2020
A. CASH FLOW FROM OPERATING ACTIVITIES:		
Net Profit before tax and extraordinary items	**25,078.45**	**21,354.53**
Adjustments for:		
Depreciation	4,111.03	4,152.35
(Profit)/Loss on Sale of fixed assets	-	(1.15)
Interest Income of Investments	(1,157.05)	(2,038.87)
Profit on Sale of Investments	**(4,644.65)**	**(2,452.99)**
Dividend Income	(2,308.13)	-
Interest Expenses	784.58	604.98
Operating Profit before Working Capital Changes	**21,864.23**	**21,618.85**
Adjustments for:		
Trade and other receivables	(2,048.18)	(10,483.79)
Inventories	25.99	1,242.21
Trade and other Payables	(3,890.55)	4,771.77
Cash generated from operations	**15,951.50**	**17,149.04**
Direct taxes paid (net of refunds)	(3,382.80)	(5,961.74)
Cash Flow before Extraordinary items	12,568.70	11,187.30
Extraordinary Items	-	-
Net Cash flow from Operating Activities	**12,568.70**	**11,187.30**
B. CASH FLOW FROM INVESTING ACTIVITIES:		
Purchase of Fixed Assets	(5.30)	(57.73)
Sale of Fixed Assets	-	1.64
(Purchase)/Sale in Investments (Net)	(5,581.63)	(4,335.10)
(Purchase)/Sale in Investments in Equity shares of Joint Venture Companies	6,557.44	(3,942.06)
Fixed Deposit made (Net)	(100.61)	(341.45)
Refund/(Payment) of Loan (Net) *	-	10,000.00
Loan refunded by Joint Venture Company	479.74	-
Loan given to Joint Venture Company	(200.00)	(60.00)
Interest Income	1,086.28	2,489.08
Payment of Security	(10,000.00)	-
Dividend Income	2,308.13	-
Net Cash Used in Investing Activities	**(5,455.95)**	**3,754.38**

Cash Flow Statement

for the year ended 31st March 2021

₹ in Lakhs

Particulars	As at 31st March 2021	As at 31st March 2020
C. CASH FLOW FROM FINANCING ACTIVITIES		
Proceeds/(Repayment) of Borrowings (Net)	4,000.31	(4,448.48)
Interest Paid	(784.58)	(650.95)
Dividend Paid	(6,600.00)	-
Buyback of Equity Shares	**(0.00)**	**(10,959.98)**
Net Cash used in Financing activities	**(3,384.27)**	**(16,059.41)**
Net Increase / (Decrease) in Cash & Cash Equivalents (A+B+C)	**3,728.47**	**(1,117.73)**
Opening Balance of Cash & Cash Equivalents	3,639.66	4,757.39
Closing Balance of Cash & cash equivalents	**7,368.14**	**3,639.66**
Closing Balance of Cash & cash equivalents denotes		
Balances with banks		
Current Accounts	7,358.92	3,619.54
Cash on hand	9.22	20.12
	7,368.14	**3,639.66**

* refer note no 42

D. Previous Year's figures have been re-grouped and re-arranged wherever considered necessary.

E. This Cash Flow Statement has been prepared under the indirect method set out in Ind AS - 7 'Statement of Cash Flows'.

F. Ind AS 7 require the entities to provide disclosures that enable users of financial statements to evaluate changes in liabilities arising from financing activities, including both changes arising from cash flows and non-cash changes, suggesting inclusion of a reconciliation between the opening and closing balances in the Balance Sheet for liabilities arising from financing activities, to meet the disclosure requirement (Refer Note No. 20).

For Singhi & Co.
Chartered Accountants
Firm's Registration No. 302049E

Navindra Kumar Surana
Partner
Membership No 053816

P. K. Lohia
Chief Financial Officer

N. Brahma
Company Secretary
Membership No A-11652

P. P. Gupta
Managing Director
DIN: 00055954

S.N. Roy
Director
DIN: 00408742

Place: Kolkata
Date: 29th June 2021

Statement of Changes in Equity

for the year ended 31st March 2021

A. EQUITY SHARE CAPITAL

Particulars	₹ In Lakhs
As at 1st April 2019	**2,253.65**
Changes in equity share capital during the year	
Shares cancelled on account of buyback of shares	(53.65)
As at 31st March 2020	2,200.00
Changes in equity share capital during the year	-
As at 31st March, 2021	**2,200.00**

B. OTHER EQUITY

₹ In Lakhs

Particulars	Reserves and Surplus					Other comprehensive income		Total
	Capital reserve	Capital Redemption Reserve	Securities Premium Account	General Reserve	Retained Earnings	Equity instruments Fair Value	Remeasurement of net defined benefit plans	
As at 1st April 2019	**1,572.66**	**-**	**10,183.55**	**99,969.14**	**26,573.72**	**(3.97)**	**(111.97)**	**1,38,183.13**
Transfer to General Reserve	-	-	-	15,000.00	(15,000.00)	-	-	-
Utilised on Account of buyback of shares		-	(10,183.55)	(760.64)	-			(10,944.19)
Buyback of equity shares		53.65	-	-	(53.65)			-
Equity instruments through Other Comprehensive Income						(0.53)	-	(0.53)
Remeasurement of defined benefit obligation	**-**	**-**	**-**	**-**	**-**	**-**	**150.45**	**150.45**
Tax effect on Other Comprehensive income	**-**	**-**	**-**	**-**	**-**	**-**	**(37.87)**	**(37.87)**
Transferred of OCI-Remeasurement of defined benefit obligations to Retained Earnings	**-**	**-**	**-**	**-**	**0.61**	**-**	**(0.61)**	**-**
Total profit for the year	-	-	-	-	17,669.08	-	-	17,669.08
As at 31st March 2020	**1,572.66**	**53.65**	**-**	**1,14,208.50**	**29,189.76**	**(4.50)**	**(0.00)**	**1,45,020.07**

Statement of Changes in Equity

for the year ended 31st March 2021

₹ In Lakhs

Particulars	Reserves and Surplus					Other comprehensive income		Total
	Capital reserve	Capital Redemption Reserve	Securities Premium Account	General Reserve	Retained Earnings	Equity instruments Fair Value	Remeasurement of net defined benefit plans	
Transfer to General Reserve	-		-	12,000.00	(12,000.00)	-	-	-
Interim Dividend Paid	-	-	-	-	(6,600.00)	-	-	(6,600.00)
Equity instruments through Other Comprehensive Income	-		-	-	-	520.40	-	520.40
Remeasurement of defined benefit obligation	-		-	-		-	(2.93)	(2.93)
Tax effect on Other Comprehensive income	-		-	-		(119.07)	0.74	(118.33)
Transferred of OCI-Remeasurement of defined benefit obligations to Retained Earnings	-		-	-	(2.19)		2.19	-
Total profit for the year	-		-	-	20,045.08			20,045.08
As at 31st March, 2021	**1,572.66**	**53.65**	**-**	**1,26,208.50**	**30,632.65**	**396.84**	**-**	**1,58,864.30**

Significant Accounting Policies Note 1-5

Accompanying Notes are integral part of the standalone financial statements

This is the Statement of Changes in Equity referred to in our report of even date

For Singhi & Co.
Chartered Accountants
Firm's Registration No. 302049E

Navindra Kumar Surana
Partner
Membership No 053816

P. K. Lohia
Chief Financial Officer

N. Brahma
Company Secretary
Membership No A-11652

P. P. Gupta
Managing Director
DIN: 00055954

S.N. Roy
Director
DIN: 00408742

Place: Kolkata
Date: 29th June 2021

Notes

to the Financial Statements for the year ended 31st March 2021

SIGNIFICANT ACCOUNTING POLICIES:

1. COMPANY OVERVIEW

Techno Electric & Engineering Company Limited (Formerly Simran Wind Project Limited) (The Company) is a recognized company in the power sector. It provides engineering, procurement and construction services to the three segments of power sector including generation, transmission and distribution. The Company is also engaged in generation of wind power through Wind Turbine Generators in the states of Tamil Nadu & Karnataka. The Company is recognized for its expertise in the domains of light construction and heavy engineering segments across the country's power sector. The Company is a public limited company incorporated and domiciled in India and has its registered office at C-218 Ground Floor (GR-2) Sector-63, Noida Gautam Buddha Nagar Uttar Pradesh- 201307, India.

The financial statements are approved for issue by the Company's Board of Directors on 29th June, 2021.

2. BASIS OF PREPARATION

a. Statement of Compliance

These financial statements have been prepared in accordance with the Indian Accounting Standards ("Ind AS") as prescribed by Ministry of Corporate Affairs pursuant to Section 133 of the Companies Act, 2013 ("the Act"), read with the Companies (Indian Accounting Standards) Rules, 2015 (as amended), other relevant provisions of the Act and other accounting principles generally accepted in India.

Accounting policies have been consistently applied except where a newly issued accounting standard is initially adopted or a revision to an existing accounting standard requires a change in the accounting policy hitherto in use.

Ministry of Corporate Affairs on July 24, 2020 notified the Companies (Indian Accounting Standards) Amendment Rules, 2020, thereby amending the Rules of 2015. The amendment introduces following changes to the Rules. The Company has applied the following New Indian accounting standards and its amendment for the first time for annual reporting period commencing 1st April, 2020:

i) IND AS 103- Business Combination: Have defined "business" in more detail, an optional test to identify concentration of fair value, element of Businesses and Assessing whether an acquired process is substantive.

ii) IND AS 107 - Disclosures to be made in respect of financial instruments: Introducing a provision specifying the disclosures to be made where there is uncertainty due to Interest Rate Benchmark Reform.

iii) IND AS 109 - Financial reporting of financial assets and financial liabilities: Providing detailed provisions for temporary exceptions from applying specific hedge accounting requirements and transition for hedge accounting.

iv) IND AS 116 -Accounting for Leases: Related Rent concession- a clarification has been provided on accounting of Rent concessions, whether to treat as a lease modifications or not.

v) IND AS 1 & 8 - Presentation of Financial Statements and Accounting Policies, Changes in Accounting Estimates and Errors: Changes have been made to the definition of 'material' in relation to material information.

vi) IND AS 10 - Events after the Reporting Period: Apart from disclosure of non-adjusting event, the disclosure of an estimate of its financial effect should be made, or a statement that such an estimate cannot be made.

vii) Ind AS 34 (Interim Financial Reporting): Consequential of the above amendments.

viii) IND AS 37 -Provisions, Contingent Liabilities and Contingent Assets: Clarification on accounting for restructuring plans.

The amendments listed above did not have any impact on the amounts recognized in prior periods and are not expected to significantly affect the current and future periods.

This Note provides a list of the significant accounting policies adopted in the preparation of these standalone financial statements. These policies have been consistently applied to all the years presented, unless otherwise stated

b. Basis of Measurement

The financial statements have been prepared on a historical cost convention, on accrual basis, except for following assets and liabilities which have been measured at fair value:

- Financial Instruments
- Defined Benefit Obligations

Historical cost is generally based on fair value of consideration given in exchange of goods and services.

Fair value is the price that would be received to sell an asset or paid to transfer a liability in an orderly transaction between market participants at the measurement date. The fair value measurement is based on the presumption that the transaction to sell the asset or transfer the liability takes place either:

- In the principal market for the asset or liability, or
- In the absence of a principal market, in the most advantageous market for the asset or liability

Accounting policies have been consistently applied except where a newly issued accounting standard is initially adopted or a revision to an existing accounting standard requires a change in the accounting policy hitherto in use.

3. FUNCTIONAL & PRESENTATION CURRENCY

These Financial statements are presented in Indian Rupees (INR) which is also the company's functional currency and all amounts are rounded to the nearest lakhs and two decimals thereof, except as stated otherwise.

4. USE OF ESTIMATES

The preparation of the financial statements in conformity with Ind AS requires management to make estimates, judgments and assumptions. These estimates, judgments and assumptions affect the application of accounting policies and the reported amounts of assets and liabilities, the disclosures of contingent assets and contingent liabilities at the date of the financial statements and reported amounts of revenues and expenses during the period. Application of accounting policies that require critical accounting estimates involving complex and subjective judgments and the use of assumptions in these financial statements have been disclosed in note 5.19. Accounting estimates could change from period to period. Actual results could differ from those estimates. Appropriate changes in estimates are made as management becomes aware of changes in circumstances surrounding the estimates. Changes in estimates are reflected in the financial statements in the period in which changes are made and, if material, their effects are disclosed in the notes to the financial statements.

Notes

to the Financial Statements for the year ended 31st March 2021

Notes

to the Financial Statements for the year ended 31st March 2021

5. SIGNIFICANT ACCOUNTING POLICIES

5.1. Property, Plant and Equipment

Property, Plant and Equipment are carried at cost less accumulated depreciation and accumulated impairment losses, if any. Cost includes purchase price, non-refundable taxes, directly attributable cost (including borrowings) of bringing the assets to its working conditions and locations and present value of any obligatory decommissioning cost for its intended use.

In case of constructed assets, cost includes cost of all materials used in construction, direct labour, allocation overheads and directly attributable borrowing cost.

Assets are depreciated to the residual values on a straight-line basis over the useful life prescribed in Schedule II to the Companies Act, 2013 except Office equipment and Furniture & Fixture which are depreciated on written down value method. Freehold land is not depreciated.

Depreciation on Wind Mills are calculated on the basis of useful life of 20 years based on technical advice as against 22 years in Schedule II to the Companies Act 2013 on straight line method.

The residual values and estimated useful life are reviewed at the end of each financial year, with effect of any changes in estimate accounted for on prospective basis.
Each component of a Property Plant and Equipment with a cost that is significant in relation to the total cost of that item is depreciated separately if its useful life differs from the other component of assets. The useful life of the items of PPE estimated by the management for the current and comparative period are in line with the useful life as per Schedule II of the Companies Act, 2013.

5.2. Intangible Assets

Identifiable intangible assets are recognised:-

a) when the Company controls the asset,

b) It is probable that future economic benefits attributed to the asset will flow to the Company and

c) The cost of the asset can be reliably measured.

Computer software are capitalised at the amounts paid to acquire the respective license for use and are amortised over the useful life prescribed in Schedule II to the Companies Act, 2013 on straight line basis.

5.3. Cash and Cash Equivalents

Cash and cash equivalents includes cash in hand and at bank, deposits held at call with banks, other short-term highly liquid investments with original maturities of three months or less that are readily convertible to a known amount of cash and are subject to an insignificant risk of changes in value and are held for the purpose of meeting short-term cash commitments.

For the purpose of the Statement of Cash Flows, cash and cash equivalents consists of cash and short term deposits, as defined above, net of outstanding bank overdraft as they being considered as integral part of the Company's cash management.

5.4. Inventories

Inventories are valued at the lower of cost and net realizable value except scrap, which is valued at net realizable value. Net realisable value is the estimated selling price in the ordinary course of business, less estimated costs of completion and the estimated costs necessary to make the sale. The cost of inventories comprises of cost of purchase, cost of conversion and other costs incurred in bringing the inventories to their respective present location and condition. Cost is determined using the weighted average cost basis.

However materials and other supplies held in the use of production of Inventories (Finished Goods, Work In Progress) are not written down below the cost if the finished products in which they will be used are expected to be sold at or above the cost.

5.5. Leases

The Company as lessor

Leases for which the Company is a lessor are classified as finance or operating leases. Whenever the terms of the lease transfer substantially all the risks and rewards of ownership to the lessee, the contract is classified as finance lease. All other leases are classified as operating leases. Rental income from operating leases is recognised on a straight-line basis over the term of the relevant lease. Initial direct costs incurred in negotiating and arranging an operating lease are added to the carrying amount of the leased asset and recognised on a straight-line basis over the lease term.

The Company as lessee

The Company assesses whether a contract is or contains a lease, at inception of the contract. The Company recognises a right-of-use asset and a corresponding lease liability with respect to all lease arrangements in which it is the lessee, except for short-term leases (defined as leases with a lease term of 12 months or less) and leases of low value assets. For these leases, the Company recognises the lease payments as an operating expense on a straight-line basis over the lease term, unless another systematic basis is more representative of the time pattern in which economic benefits from the leased assets are consumed. Contingent and variable rentals are recognized as expense in the periods in which they are incurred.

Lease Liability

The lease payments that are not paid at the commencement date are discounted using the interest rate implicit in the lease. If that rate cannot be readily determined, which is generally the case for leases in the Company, the lessee's incremental borrowing rate is used, being the rate that the individual lessee would have to pay to borrow the funds necessary to obtain an asset of similar value to the right-of-use asset in a similar economic environment with similar terms, security and conditions.

Lease payments included in the measurement of the lease liability comprise:

a. Fixed lease payments (including in-substance fixed payments) payable during the lease term and under reasonably certain extension options, less any lease incentives;.

b. Variable lease payments that depend on an index or rate, initially measured using the index or rate at the commencement date;

c. The amount expected to be payable by the lessee under residual value guarantees;

d. The exercise price of purchase options, if the lessee is reasonably certain to exercise the options; and

e. Payments of penalties for terminating the lease, if the lease term reflects the exercise of an option to terminate the lease.

Notes

to the Financial Statements for the year ended 31st March 2021

Notes

to the Financial Statements for the year ended 31st March 2021

The lease liability is presented as a separate line in the Balance Sheet.

The lease liability is subsequently measured by increasing the carrying amount to reflect interest on the lease liability (using the effective interest method) and by reducing the carrying amount to reflect the lease payments made.

The Company remeasures the lease liability (and makes a corresponding adjustment to the related right-of-use asset) whenever:

a. The lease term has changed or there is a change in the assessment of exercise of a purchase option, in which case the lease liability is remeasured by discounting the revised lease payments using a revised discount rate.

b. A lease contract is modified and the lease modification is not accounted for as a separate lease, in which case the lease liability is remeasured by discounting the revised lease payments using a revised discount rate.

Right of Use (ROU) Assets

The ROU assets comprise the initial measurement of the corresponding lease liability, lease payments made at or before the commencement day and any initial direct costs. They are subsequently measured at cost less accumulated depreciation and impairment losses.

Whenever the company incurs an obligation for costs to dismantle and remove a leased asset, restore the site on which it is located or restore the underlying asset to the condition required by the terms and conditions of the lease, a provision is recognised and measured under Ind AS 37- Provisions, Contingent Liabilities and Contingent Assets. The costs are included in the related right of-use asset.

ROU assets are depreciated over the shorter period of the lease term and useful life of the underlying asset. If the company is reasonably certain to exercise a purchase option, the right-of use asset is depreciated over the underlying asset's useful life. The depreciation starts at the commencement date of the lease.

The ROU assets are not presented as a separate line in the Balance Sheet but presented below similar owned assets as a separate line in the PPE note under "Notes forming part of the Financial Statement".

The Company applies Ind AS 36- Impairment of Assets to determine whether a right-of-use asset is impaired and accounts for any identified impairment loss as per its accounting policy on 'property, plant and equipment'.

As a practical expedient, Ind AS 116 permits a lessee not to separate non-lease components when bifurcation of the payments is not available between the two components, and instead account for any lease and associated non-lease components as a single arrangement. The Company has used this practical expedient.

Extension and termination options are included in many of the leases. In determining the lease term the management considers all facts and circumstances that create an economic incentive to exercise an extension option, or not exercise a termination option.

5.6. Employee Benefits

a] Short term employee benefits are recognized as an expense in the Statement of Profit and Loss of the year in which the related services are rendered.

b] Compensated absence is accounted for using the projected unit credit method, on the basis of actuarial valuations carried out by third party actuaries at each Balance Sheet date. Actuarial gains and losses arising from experience adjustments and changes in actuarial assumptions are charged or credited to profit and loss in the period in which they arise.

c] Contribution to Provident Fund, a defined contribution plan, is made in accordance with the statute, and is recognized as an expense in the year in which employees have rendered services.

d] The cost of providing gratuity, a defined benefit plan, is determined using the Projected Unit Credit Method, on the basis of actuarial valuations carried out by third party actuaries at each Balance Sheet date. Actuarial gains and losses arising from experience adjustments and changes in actuarial assumptions are charged or credited to other comprehensive income in the period in which they arise. Other costs are accounted in statement of profit and loss.

The Company operates a defined benefit plan for gratuity, which requires contributions to be made to a separately administered fund. The fund is managed by a trust. The trust has appointed an insurance company to manage the funds of the trust. These benefits are fully funded.

5.7. Foreign Currency Reinstatement and Translation

Transactions in foreign currency are initially recorded by the Company at rates prevailing at the date of the transaction. Subsequently monetary items are translated at closing exchange rates of balance sheet date and the resulting exchange difference recognized in statement of profit and loss. Differences arising on settlement of monetary items are also recognized in profit or loss.

Non-monetary items that are measured in terms of historical cost in a foreign currency are translated using the exchange rates at the dates of the transaction.

5.8. Financial instruments - Initial Recognition, Subsequent Measurement and Impairment

i. Initial recognition and measurement

The Company recognizes financial assets and financial liabilities when it becomes a party to the contractual provisions of the instrument. All financial assets and liabilities are recognized at fair value on initial recognition, except for trade receivables which are initially measured at transaction price. Transaction costs that are directly attributable to the acquisition or issue of financial assets and financial liabilities that are not at fair value through profit or loss are added to the fair value on initial recognition. Regular purchase and sale of financial assets are accounted for at trade date.

ii. Subsequent Measurement

Non-Derivative Financial Instruments

A. Financial Assets

a) Financial assets carried at amortized cost

A financial asset is subsequently measured at amortized cost if it is held within a business model whose objective is to hold the asset in order to collect contractual cash flows and the contractual terms of the financial asset give rise on specified dates to cash flows that are solely payments of principal and interest on the principal amount outstanding.

Notes

to the Financial Statements for the year ended 31st March 2021

Notes

to the Financial Statements for the year ended 31st March 2021

b) Financial assets at fair value through other comprehensive income

A financial asset is subsequently measured at fair value through other comprehensive income if it is held within a business model whose objective is achieved by both collecting contractual cash flows and selling financial assets and the contractual terms of the financial asset give rise on specified dates to cash flows that are solely payments of principal and interest on the principal amount outstanding. The Company has made an irrevocable election for its investments which are classified as equity instruments to present the subsequent changes in fair value in other comprehensive income based on its business model.

c) Financial assets at fair value through profit and loss

A financial asset which is not classified in any of the above categories are subsequently fair valued through statement of profit and loss.

B. Financial Liabilities

i. Initial recognition and measurement

Financial liabilities are initially measured at fair value. Transaction costs that are directly attributable to the acquisition or issue of financial liabilities (other than liabilities through profit and loss) are added to or deducted from the fair value measured on initial recognition of the financial liabilities.

ii. Subsequent measurement

The measurement of financial liabilities depends on their classification, as described below:

a) Financial liabilities at fair value through profit or loss

Financial liabilities at fair value through profit or loss include financial liabilities held for trading and financial liabilities designated upon initial recognition at fair value through profit or loss. Financial liabilities are classified as held for trading if they are incurred for the purpose of repurchasing in the near term.

Gains or losses on liabilities held for trading are recognized in the statement of profit or loss.

b) De-recognition of financial instruments

The company derecognizes a financial asset when the contractual rights to the cash flows from the financial asset expire or it transfers the financial asset and the transfer qualifies for de-recognition under Ind AS 109 – 'Financial Instruments.' A financial liability (or a part of a financial liability) is derecognized from the Company's Balance Sheet when the obligation specified in the contract is discharged or cancelled or expires.

c) Impairment of financial assets

In accordance with Ind AS 109, the Company applies Expected Credit Loss (ECL) model for measurement and recognition of impairment loss on the Trade receivables or any contractual right to receive cash or other financial asset that result from transactions that are within the scope of Ind-AS 11 and Ind-AS 18. ECL is the difference between all contractual cash flows that are due to the Company in accordance with the contract and all the cash flows that the entity expects to receive (i.e., all cash shortfalls), discounted at the original EIR.

5.9. Borrowing costs

Borrowing costs specifically relating to the acquisition or construction of qualifying assets that necessarily takes a substantial period of time to get ready for its intended use are capitalized (net of income on temporarily deployment of funds) as part of the cost of such assets. Borrowing costs consist of interest and other costs that the Company incurs in connection with the borrowing of funds.

All other borrowing costs are expensed in the period in which they occur.

5.10. Taxation

Income tax expense represents the sum of current and deferred tax. Tax is recognized in the Statement of Profit and Loss, except to the extent that it relates to items recognized directly in equity or other comprehensive income, in such cases the tax is also recognized directly in equity or in other comprehensive income. Any subsequent change in direct tax on items initially recognized in equity or other comprehensive income is also recognized in equity or other comprehensive income and such change could be for change in tax rate.

i. Current Tax

Current tax provision is computed for Income calculated after considering allowances and exemptions under the provisions of the applicable Income Tax Laws. Management periodically evaluates positions taken in the tax returns with respect to situations in which applicable tax regulations are subject to interpretation and establishes provisions where appropriate.

ii. Deferred Tax

Deferred tax is recognized on differences between the carrying amounts of assets and liabilities in the Balance sheet and the corresponding tax bases used in the computation of taxable profit and are accounted for using the liability method. Deferred tax liabilities are generally recognized for all taxable temporary differences. Deferred tax assets are generally recognized for all deductible temporary differences, carry forward tax losses and allowances to the extent that it is probable that future taxable profits will be available against which those deductible temporary differences, carry forward tax losses and allowances can be utilized. Deferred tax assets and liabilities are measured at the applicable tax rates. Deferred tax assets and deferred tax liabilities are off set, and presented as net.

The carrying amount of deferred tax assets is reviewed at each balance sheet date and reduced to the extent that it is no longer probable that sufficient taxable profits will be available against which the temporary differences can be utilized.

Deferred tax assets and liabilities are measured at the tax rates that are expected to apply in the year when the asset is realized or the liability is settled, based on tax rates (and tax laws) that have been enacted or substantively enacted at the reporting date.

Deferred tax relating to items recognized outside profit or loss is recognized outside profit or loss (either in other comprehensive income or in equity). Deferred tax items are recognized in correlation to the underlying transaction either in OCI or directly in equity.

Deferred tax assets and deferred tax liabilities are offset if a legally enforceable

Notes

to the Financial Statements for the year ended 31st March 2021

Notes

to the Financial Statements for the year ended 31st March 2021

right exists to set off current tax assets against current tax liabilities and the deferred taxes relate to the same taxable entity and the same taxation authority.

iii. Minimum Alternate Tax

MAT Credit is recognized as an asset only when and to the extent there is convincing evidence that the Company will pay normal Income Tax during the specified period. In the year in which the Minimum Alternate Tax (MAT) credit becomes eligible to be recognized as an asset. The said asset is created by way of credit to the Statement of Profit and Loss and shown as MAT credit entitlement. The Company reviews the same at each Balance Sheet date and writes down the carrying amount of MAT entitlement to the extent there is no longer convincing evidence to the effect that Company will pay normal Income Tax during the specified period.

5.11. Revenue recognition and other income

The Company earns revenue primarily from sale of goods. It also earns revenue from its Construction Projects which includes Engineering & Construction services and from Power Generation.

Ind AS 115 "Revenue from Contracts with Customers", that replaces Ind AS 18 "Revenue" and Ind AS 11 "Construction Contracts" and related interpretations, introduce one single new model for recognition of revenue which includes a 5-step approach and detailed guidelines. Among other, such guidelines are on allocation of revenue to performance obligations within multi-element arrangements, measurement and recognition of variable consideration and the timing of revenue recognition.

The Company considers the terms of the contract in determining the transaction price. The transaction price is based upon the amount the entity expects to be entitled to in exchange for transferring of promised goods and services to the customer after deducting incentive programs, included but not limited to discounts, volume rebates etc.

a) Revenue from sale of goods and services

Revenue from sale of goods is recognized at the point in time when control of the goods is transferred to the customer, which generally coincides with the delivery of goods to customers. Revenue from services are recognized when services are rendered.

b) Revenue from construction contracts

PPerformance obligations with reference to construction contracts are satisfied over the period of time, and accordingly, revenue from such contracts is recognized based on progress of performance determined using input method with reference to the cost incurred on contract and their estimated total costs. Variation in contract work and other claims are included to the extent that the amount can be measured reliably and its receipt is considered probable.

Estimates of revenue and costs are reviewed periodically and revised, wherever circumstances change, resulting increases or decreases in revenue determination, is recognized in the period in which estimates are revised.

c) Revenue from Power Generation

Power generation income is recognized on the basis of units of power generated, net of wheeling and transmission loss, as applicable, when no significant uncertainty as to the measurability or collectability exists.

Renewal Energy Certificate Income is accounted on accrual basis at the rate sold at the Power Exchanges. At the year-end

Notes

to the Financial Statements for the year ended 31st March 2021

Renewal Energy Certificate Income is recognised at the minimum floor price specified by the Central Regulator of CERC / last traded price at the exchange.

d) Generation Based Inventive

Generation based Incentive is recognized on accrual basis i.e. on the basis of units of power generated, as referred above for which necessary claims have been lodged / is in the process of being lodged with the concerned authorities.

e) Contract Assets

Contract assets are recognised when there is excess of revenue earned over billings on contracts. Unbilled receivables where further subsequent performance obligation is pending are classified as contract assets when the company does not have unconditional right to receive cash as per contractual terms. Revenue recognition for fixed price development contracts is based on percentage of completion method. Invoicing to the clients is based on milestones as defined in the contract. This would result in the timing of revenue recognition being different from the timing of billing the customers. Unbilled revenue for fixed price development contracts is classified as non-financial asset as the contractual right to consideration is dependent on completion of contractual milestones.

f) Impairment of Contract asset

The Company assesses a contract asset for impairment in accordance with Ind AS 109. An impairment of a contract asset is measured, presented and disclosed on the same basis as a financial asset that is within the scope of Ind AS 109.

g) Contract Liability

Contract Liability is recognised when there are billings in excess of revenues and it also includes consideration received from customers for whom the company has pending obligation to transfer goods or services.

The billing schedules agreed with customers include periodic performance based payments and / or milestone based progress payments. Invoices are payable within contractually agreed credit period.

h) Modification in contract

Contracts are subject to modification to account for changes in contract specification and requirements. The Company reviews modification to contract in conjunction with the original contract, basis which the transaction price could be allocated to a new performance obligation, or transaction price of an existing obligation could undergo a change. In the event transaction price is revised for existing obligation, a cumulative adjustment is accounted for.

The Company disaggregates revenue from contracts with customers by industry verticals, geography and nature of goods or services.

i) Interest and Dividend Income

Interest

Interest income is recognized on a time proportion basis taking into account the amount outstanding and the rate applicable.

Dividend

Dividend income is recognized when the Company's right to receive the amount has been established.

5.12. Dividend Distribution

Annual dividend distribution to the shareholders is recognized as a liability in the period in which the dividends are approved by the shareholders. Any interim dividend paid is recognized on approval

Notes

to the Financial Statements for the year ended 31st March 2021

by Board of Directors. Dividend payable is recognized directly in equity.

5.13. Earnings per share

Earnings per Share (EPS) is calculated by dividing the net profit or loss after tax for the year attributable to equity shareholders by the weighted average number of equity shares outstanding during the period. For the purpose of calculating diluted earnings per share, the net profit or loss after tax for the period attributable to equity shareholders and the weighted average number of shares outstanding during the period are adjusted for the effects of all dilutive potential equity shares.

5.14. Provisions and contingencies

a) Provisions

Provisions are recognized when the Company has a present obligation (legal or constructive) as a result of a past event and it is probable that an outflow of resources embodying economic benefits will be required to settle the obligation and a reliable estimate can be made of the amount of the obligation. Provisions are not discounted to their present value and are determined based on best estimate required to settle the obligation at the Balance Sheet date. Provisions are reviewed at each balance sheet date and are adjusted to reflect the current best estimate.

b) Contingent Liabilities

Contingent liabilities are disclosed when there is a possible obligation arising from past events, the existence of which will be confirmed only by the occurrence or non-occurrence of one or more uncertain future events not wholly within the control of the Company or a present obligation that arises from past events where it is either not probable that an outflow of resources will be required to settle or a reliable estimate of the amount cannot be made.

c) Contingent Assets

Contingent assets usually arise from unplanned or other unexpected events that give rise to the possibility of an inflow of economic benefits. Contingent Assets are not recognized though are disclosed, where an inflow of economic benefits is probable.

5.15. Investment in Subsidiaries

A subsidiary is an entity controlled by the Company. Control exists when the Company has power over the entity, is exposed, or has rights to variable returns from its involvement with the entity and has the ability to affect those returns by using its power over entity. Power is demonstrated through existing rights that give the ability to direct relevant activities, those which significantly affect the entity's returns.

Investments in subsidiaries are carried at cost. The cost comprises price paid to acquire investment and directly attributable cost.

5.16. Investment in joint ventures and associates

A joint venture is a type of joint arrangement whereby the parties that have joint control of the arrangement have rights to the net assets of the joint venture. Joint control is the contractually agreed sharing of control of an arrangement, which exists only when decisions about the relevant activities require unanimous consent of the parties sharing control.

An associate is an entity over which the Company has significant influence. Significant influence is the power to participate in the financial and operating policy decisions of the investee but is not having control or joint control over those policies.

Notes

to the Financial Statements for the year ended 31st March 2021

The investment in joint ventures and associates are carried at cost. The cost comprises price paid to acquire investment and directly attributable cost.

5.17. Current versus non-current classification

1. The Company presents assets and liabilities in the balance sheet based on current/non-current classification.

   The Company has presented non-current assets and current assets, non-current liabilities and current liabilities in accordance with Schedule III, Division II of The Companies Act, 2013.

2. An asset is classified as current when it is:

   a) Expected to be realized or intended to be sold or consumed in normal operating cycle,

   b) Held primarily for the purpose of trading,

   c) Expected to be realized within twelve months after the reporting period, or

   d) Cash or cash equivalent unless restricted from being exchanged or used to settle a liability for at least twelve months after the reporting period.

   All other assets are classified as non-current.

3. A liability is classified as current when it is:

   a) Expected to be settled in normal operating cycle,

   b) Held primarily for the purpose of trading,

   c) Due to be settled within twelve months after the reporting period, or

   d) There is no unconditional right to defer the settlement of the liability for at least twelve months after the reporting period.

   All other liabilities are classified as non-current.

4. The operating cycle is the time between the acquisition of assets for processing and their realization in cash or cash equivalents.

5. Deferred tax assets and liabilities are classified as non-current assets and liabilities respectively.

5.18. Segment Reporting

The identification of operating segment is consistent with performance assessment and resource allocation by the chief operating decision maker. An operating segment is a component of the Company that engages in business activities from which it may earn revenues and incur expenses including revenues and expenses that relate to transactions with any of the other components of the Company and for which discrete financial information is available. All operating segment's operating results are reviewed regularly by the chief operating decision maker to make decisions about resources to be allocated to the segments and assess their performance.

Segment revenues and expenses are directly attributed to the related segment. Revenues and expenses like dividend, interest, profit/loss on sale of assets and investments etc., which relate to the enterprise as a whole and are not allocable to segment on a reasonable basis, have not been included therein.

All segment assets and liabilities are directly attributed to the related segment. Segment assets include all operating assets used by the segment and consist principally of fixed assets, inventories, sundry debtors, loans and advances and operating cash and bank balances. Segment assets and liabilities do not include investments, miscellaneous expenditure not written off, share capital, reserves and surplus, deferred tax assets / liability and provision for tax.

Notes

to the Financial Statements for the year ended 31st March 2021

5.19. Use of Assumptions, Judgments and Estimates

The key assumption, judgment and estimation at the reporting date, that have significant risk causing the material adjustment to the carrying amounts of assets and liabilities within the next financial year, are described below. The company based its assumption; judgment and estimation on parameters available on the financial statement were prepared. Existing circumstances and assumption about future development, however, may change due to market changes or circumstances arising that are beyond the control of the company. Such changes are reflected in the assumption when they occur.

a) Revenue

The application of revenue recognition accounting standards is complex and involves a number of key judgements and estimates. Revenue is measured based on the transaction price, which is the consideration, adjusted for volume discounts, price concessions and incentives, if any, as specified in the contract with the customer. The Company exercises judgment in determining whether the performance obligation is satisfied at a point in time or over a period of time.

The measurement of construction contracts in progress is based on an assessment of the stage of each project and expectations concerning the remaining progress towards completion of each contract, including the outcome of disagreements. The assessment of stage, income and expenses, including disagreements, is made by the project management on a project-by-project basis.

The assessment of disagreements relating to extra work, extensions of time, demands concerning liquidated damages, etc., is based on the nature of the circumstances, knowledge of the client, the stage of negotiations, previous experience and consequently an assessment of the likely outcome of each case. For major disagreements, external legal opinions are a fundamental part of the assessment.

Estimates concerning the remaining progress towards completion depend on a number of factors, and project assumptions may change as the work is being performed. Likewise, the assessment of disagreements may change as the cases proceed. Actual results may therefore differ materially from expectations. Provisions for estimated losses, if any, on uncompleted contracts are recorded in the period in which such losses become probable based on the expected contract estimates at the reporting date.

b) Impairment of non-financial assets

The Company assesses at each reporting date whether there is an indication that an asset may be impaired. If any indication exists, or when annual impairment testing for an asset is required, the Company estimates the asset's recoverable amount. An asset's recoverable amount is the higher of an asset's or CGU's fair value less cost of disposal and its value in use. It is determined for every individual asset, unless the asset does not generate cash inflows that are largely independent of those from other assets or groups of assets. Where the carrying amount of an asset or CGU exceeds its recoverable amount, the asset is considered impaired and is written down to its recoverable amount.

An impairment loss is recognized as an expense in the Statement of Profit and Loss in the year in which an asset is identified as impaired. The impairment loss recognized in earlier accounting period is reversed if there is an improvement in recoverable amount.

Notes

to the Financial Statements for the year ended 31st March 2021

c) Defined benefit plans

The cost of the defined benefit plan and other post-employment benefits and the present value of such obligation are determined using actuarial valuations. An actuarial valuation involves making various assumptions that may differ from actual developments in the future. These include the determination of the discount rate, future salary increase, mortality rate and attrition rate. Due to the complexities involved in the valuation and its long-term nature, a defined benefit obligation is highly sensitive to changes in these assumptions. All assumptions are reviewed at each reporting date.

d) Fair value measurement of financial instruments

When the fair values of financial assets and financial liabilities recorded in the balance sheet cannot be measured based on quoted prices in active markets, their fair value is measured using valuation techniques including the Discounted Cash Flow (DCF) model. The inputs to these models are taken from observable markets where possible, but where this is not feasible, a degree of judgement is required in establishing fair values. Judgements include considerations of inputs such as liquidity risk, credit risk and volatility. Changes in assumptions about these factors could affect the reported fair value of financial instruments.

e) Impairment of financial assets

The impairment provisions for financial assets are based on assumptions about risk of default and expected loss rates. The Company uses judgement in making these assumptions and selecting the inputs to the impairment calculation, based on Company's past history, existing market conditions as well as forward looking estimates at the end of each reporting period.

f) Recognition of Deferred Tax Assets

The extent to which deferred tax assets can be recognized is based on an assessment of the probability of the Company's future taxable income against which the deferred tax assets can be utilized. In addition, significant judgement is required in assessing the impact of any legal or economic limits.

g) Provisions and Contingencies

The assessments undertaken in recognising provisions and contingencies have been made in accordance with Indian Accounting Standards (Ind AS 37), 'Provisions, Contingent Liabilities and Contingent Assets.' The evaluation of the likelihood of the contingent events is applied best judgement by management regarding the probability of exposure to potential loss.

h) Estimation uncertainty relating to the global health pandemic on COVID-19

The Company has considered internal and external information up to the date of approval of financial statements in assessing the recoverability of property plant and equipments, receivables, intangible assets, cash and cash equivalent and investments. The Company has performed sensitivity analysis on the assumptions used and based on current indicators of future economic conditions; the Company expects to recover the carrying amount of these assets. The Company has concluded that the impact of COVID-19 is not material based on these estimates. The impact of the global health pandemic may be different from that estimated as at the date of approval of these financial statements and the Company will continue to closely monitor any material changes to future economic conditions.

Notes

to the Financial Statements for the year ended 31st March 2021

5.20. New Standards / Amendments to existing standards issued but not yet effective

On March 24, 2021, the Ministry of Corporate Affairs ("MCA") through notification amended Schedule III of the Companies Act, 2013. The amendments revise Division I, II and III of Schedule III and are applicable from April 1, 2021. Key amendments relating to Division II which relate to companies whose financial statements are required to comply with Companies (Indian Accounting Standards) Rules 2015 are:

Rounding Off: For the purpose of rounding off the figures appearing in the Financial Statements for financial year ending 31.03.2022 the total income of the Company shall be considered instead of Turnover.

Additional Disclosure in Notes to Balance Sheet:

- Shareholding of Promoter: The note on Share Capital in the Financial Statements shall mention details of the Shareholding of the Promoters along with changes, if any, during the Financial Year.
- Lease liabilities should be separately disclosed under the head 'financial liabilities', duly distinguished as current or non-current.
- Current maturities of Long-term borrowings shall be disclosed separately under the heading Short Term Borrowing.
- Security Deposits to be shown under the head of Other Non-Current Assets instead of Long term Loan & Advances.
- Certain additional disclosures in the statement of changes in equity such as changes in equity share capital due to prior period errors and restated balances at the beginning of the current reporting period.
- Specific disclosure for title deeds of Immovable Property not held in name of the Company and disclosure on revaluation of Assets
- Specified format for ageing schedule of trade receivables, trade payables, capital work-in-progress and intangible asset under development.
- Specific disclosure under 'additional regulatory requirement' such as compliance with approved schemes of arrangements, compliance with number of layers of companies, title deeds of immovable property not held in name of company, loans and advances to promoters, directors, key managerial personnel (KMP) and related parties, details of benami property held etc.
- If a company has not used funds for the specific purpose for which it was borrowed from banks and financial institutions, then disclosure of details of where it has been used.
- Ratios-Following Ratios to be disclosed: - (a) Current Ratio, (b) Debt-Equity Ratio, (c) Debt Service Coverage Ratio, (d) Return on Equity Ratio, (e) Inventory turnover ratio, (f) Trade Receivables turnover ratio, (g) Trade payables turnover ratio, (h) Net capital turnover ratio, (i) Net profit ratio, (j) Return on Capital employed, (k) Return on investment
- Specific Disclosure Borrowing & Wilful Defaulter

Additional Disclosure in Notes to Profit & Loss Account:

- Additional disclosures relating to Corporate Social Responsibility (CSR), undisclosed income and crypto or virtual currency specified under the head 'additional information' in the notes forming part of the standalone financial statements.

(B) The Ministry of Corporate Affairs (MCA) vide Notification dated 18 June 2021 has issued new Companies (Indian Accounting Standard) Amendment Rules, 2021 in consultation with the National Financial Reporting Authority (NFRA).

The notification states that these rules shall be applicable with immediate effect from the date of the notification. Consequently amendments are effective for the financial year ended 31 March, 2022.

Major amendments notified in the Companies (Ind AS) Amendment Rules, 2021 are provided below:-

(a) **Ind AS 116 - Leases –** The amendments extend the benefits of the COVID 19 related rent concession that were introduced last year (which allowed lessees to recognize COVID 19 related rent concessions as income rather than as lease modification) from 30th June, 2021 to 30th June, 2022.

(b) **Ind AS 109 - Financial Instruments –** The amendment provides a practical expedient for assessment of contractual cash flow test, which is one of the criteria for being eligible to measure a financial asset at amortized cost, for the changes in the financial assets that may arise as a result of Interest Rate Benchmark Reform along. An additional temporary exception from applying hedge accounting is also added for Interest Rate Benchmark Reform.

(c) **Ind AS 101 - Presentation of Financial Statements –** The amendment substitutes the item (d) mentioned in paragraph BI as 'Classification and measurement of financial instruments.' The term 'financial asset' has been replaced with 'financial instruments.'

(d) **Ind AS 102 - Share-Based Payment –** The amendments to this standard are made in reference to the Conceptual Framework of Financial Reporting under Ind AS in terms of defining the term 'Equity Instrument' which shall be applicable for the annual reporting periods beginning on or after 1st April, 2021.

(e) **Ind AS 103 - Business Combinations –** The amendment substitutes the definition of 'assets' and 'liabilities' in accordance with the definition given in the framework for the Preparation and Presentation of Financial Statements in accordance with Ind AS for qualifying the recognition criteria as per acquisition method.

(f) **Ind AS 104 - Insurance Contracts –** The amendment covers the insertion of certain paragraphs in the standard in order to maintain consistency with IFRS 4 and also incorporates the guidance on accounting treatment for amendments due to Interest Rate Benchmark Reform.

(g) **Ind AS 105 - Non-current assets held for sale and discontinued operations –** The amendment substitutes the definition of — "fair value less costs to sell" with "fair value less costs of disposal"

(h) **Ind AS 106 - Exploration for and evaluation of mineral resources –** The amendment has been made in reference to the Conceptual Framework for Financial Reporting under Indian Accounting Standards in respect of expenditures that shall not be recognized as exploration and evaluation assets.

Notes

to the Financial Statements for the year ended 31st March 2021

Notes

to the Financial Statements for the year ended 31st March 2021

(i) **Ind AS 107 - Financial Instruments: Recognition, Presentation and Disclosure –** The amendment clarifies the certain additional disclosures to be made on account of Interest Rate Benchmark Reform like

(i) the nature and extent of risks to which the entity is exposed arising from financial instruments subject to interest rate benchmark reform;

(ii) the entity's progress in completing the transition to alternative benchmark rates, and how the entity is managing the transition.

(j) **Ind AS 111 - Joint Arrangements –** In order to maintain consistency with the amendments made in Ind AS 103, respective changes have been made in Ind AS 111.

(k) **Ind AS 114 - Regulatory Deferral Accounts –** The amendment clarifies that an entity may only change its accounting policies for the recognition, measurement, and impairment & derecognition of regulatory deferral account balances if the change makes the financial statements more relevant to the economic decision-making needs of users and no less reliable.

(l) **Ind AS 115 - Revenue from Contracts with Customers –** Certain amendments have been made in order to maintain consistency with number of paragraphs of IFRS 15.

(m) **Ind AS 8 - Accounting Policies, Changes in Accounting Estimates and Errors –** In order to maintain consistency with the amendments made in Ind AS 114 and to substitute the word 'Framework' with the 'Conceptual Framework of Financial Reporting in Ind AS', respective changes have been made in the standard.

(n) **Ind AS 16 - Property, Plant and Equipment –** The amendment has been made by substituting the words "Recoverable amount is the higher of an asset's fair value less costs to sell and its value in use" with "Recoverable amount is the higher of an asset's fair value less costs of disposal and its value in use".

(o) **Ind AS 34 - Interim Financial Reporting –** The amendments to this standard are made in reference to the conceptual framework of Financial Reporting in Ind AS.

(p) **Ind AS 37 - Provisions, Contingent Liabilities and Contingent Assets –** The amendment substitutes the definition of the term 'Liability' as provided in the Conceptual Framework for Financial Reporting under Indian Accounting Standards.

(q) **Ind AS 38 - Intangible Assets –** The amendment substitutes the definition of the term 'Asset' as provided in the Conceptual Framework for Financial Reporting under Indian Accounting Standards.

The amendments are extensive and the Company will evaluate the same to give effect to them as required by law.

Notes

to the Financial Statements for the year ended 31st March 2021

6. PROPERTY, PLANT AND EQUIPMENTS

₹ In Lakhs

Particulars	Land	Buildings	Plant & equipment	Plant & equipment - Wind Division	Furniture & fixtures	Vehicles	Office equipment	Total
Gross Block (at cost)								
As at 1st April 2019	2,111.69	58.71	438.70	66,788.43	589.64	251.08	450.60	70,688.85
Additions	-	-	6.50	26.00	-	9.59	15.64	57.73
Disposals	-	-	-	-	-	(8.69)	(0.46)	(9.15)
As at 31st March 2020	2,111.69	58.71	445.20	66,814.43	589.64	251.98	465.78	70,737.43
Additions	-	-	-	-	-	-	5.30	5.30
Disposals	-	-	-	-	-	-	-	-
Exchange Difference	-	-	-	-	-	-	-	-
As at 31st March, 2021	2,111.69	58.71	445.20	66,814.43	589.64	251.98	471.08	70,742.73
Depreciation								
As at 1st April 2019	-	5.18	153.05	15,219.36	355.07	103.90	348.33	16,184.89
Charge for the period	-	1.22	37.61	3,966.08	60.59	23.84	48.04	4,137.38
Disposals	-	-	-	-	-	(8.25)	(0.41)	(8.66)
As at 31st March 2020	-	6.40	190.66	19,185.44	415.66	119.49	395.96	20,313.61
Charge for the year	-	1.22	35.75	3,966.34	44.80	22.49	25.49	4,096.09
Disposals	-	-	-	-	-	-	-	-
As at 31st March, 2021	-	7.62	226.41	23,151.78	460.46	141.98	421.45	24,409.70
Net Block								
As at 1st April 2019	2,111.69	53.53	285.65	51,569.07	234.57	147.18	102.27	54,503.96
As at 31st March 2020	2,111.69	52.31	254.54	47,628.99	173.98	132.49	69.82	50,423.82
As at 31st March, 2021	2,111.69	51.09	218.79	43,662.65	129.18	110.00	49.63	46,333.03

a) Property, Plant & Equipment are hypothecated against woking Capital facilities availed by the Company

Notes

to the Financial Statements for the year ended 31st March 2021

7. OTHER INTANGIBLE ASSETS

₹ In Lakhs

Particulars	Computer software	Total
Gross Block (at cost)		
As at 1st April 2019	**61.74**	**61.74**
Additions	-	-
Disposals	-	-
As at 31st March 2020	**61.74**	**61.74**
Additions	-	-
Disposals	-	-
As at 31st March, 2021	**61.74**	**61.74**
Depreciation		
As at 1st April 2019	**54.32**	**54.32**
Charge for the year	3.15	3.15
Disposals	-	-
Adjustments	-	-
As at 31st March 2020	**57.47**	**57.47**
Charge for the period	3.15	3.15
Disposals	-	-
Adjustments	-	-
As at 31st March, 2021	**60.62**	**60.62**
Net Block		
As at 1st April 2019	**7.42**	**7.42**
As at 31st March 2020	**4.27**	**4.27**
As at 31st March, 2021	**1.12**	**1.12**

8. RIGHT OF USE ASSET

₹ In Lakhs

Particulars	Lease hold Land	Total
Gross Block (at cost)		
As at 1st April 2019	**-**	**-**
Transfer from Prepaid expenses	181.52	181.52
Disposals	-	-
As at 31st March 2020	**181.52**	**181.52**
Additions	-	-
Disposals	-	-
As at 31st March, 2021	**181.52**	**181.52**

Notes

to the Financial Statements for the year ended 31st March 2021

₹ In Lakhs

Particulars	Lease hold Land	Total
Depreciation		
As at 1st April 2019	**-**	**-**
Charge for the year	11.82	11.82
Disposals	-	-
Adjustments	-	-
As at 31st March 2020	**11.82**	**11.82**
Charge for the year	11.79	11.79
Disposals	-	-
Adjustments	-	-
As at 31st March, 2021	**23.61**	**23.61**
Net Block		
As at 1st April 2019	**-**	**-**
As at 31st March 2020	**169.70**	**169.70**
As at 31st March, 2021	**157.91**	**157.91**

9. INVESTMENTS

a) Non-Current Investments

Particulars	Face Value (₹)	As at 31st March 2021		As at 31st March 2020	
		No of Shares	Value (₹ In Lakhs)	No of Shares	Value (₹ In Lakhs)
Non Current Investments - Trade					
Investments in Equity Instruments (at fair value through OCI)					
Suzlon Energy Limited	2.00	2,04,08,000	1,020.40		-
			1,020.40		**-**
Non Current Investments - Non Trade					
Investments in Equity Instruments (Un quoted)					
- Subsidiary Companies (at Cost)					
Techno Infra Developers Pvt. Ltd	10.00	50,000	5.00	50,000	5.00
Techno Digital Infra Pvt. Ltd (Formerly Techno Clean Energy Pvt. Ltd)	10.00	49,980	5.00	49,980	5.00
Techno Green Energy Pvt. Ltd	10.00	49,980	5.00	49,980	5.00
Techno Wind Power Pvt. Ltd	10.00	49,980	5.00	49,980	5.00
Rajgarh Agro Products Ltd.	10.00	10,09,000	100.90	10,09,000	100.90
Techno Power Grid Company Ltd.	10.00	2,48,00,000	2,480.00	2,48,00,000	2,480.00
			2,600.90		**2,600.90**
- Joint Venture Company (at cost)					
Jhajjar KT Transco Pvt Ltd.	10.00	-	-	1,10,92,857	3,760.00
Kohima-Mariani Transmission Ltd.	10.00	1,90,63,044	6,671.42	1,90,63,044	6,671.42
			6,671.42		**10,431.42**

Notes

to the Financial Statements for the year ended 31st March 2021

Particulars	Face Value (₹)	As at 31st March 2021		As at 31st March 2020	
		No of Shares	Value (₹ In Lakhs)	No of Shares	Value (₹ In Lakhs)
- Other Companies (at fair value through OCI)					
Tega India Ltd.	10.00	7	-	7	-
(₹ 70/-, Previous Year ₹ 70/-)					
Techno Leasing & Finance Co. Pvt. Ltd.	10.00	10	-	10	-
(₹ 100/-, Previous Year ₹ 100/-)					
Techno International Ltd.	10.00	1,70,060	44.76	1,70,060	44.76
North Dinajpur Power Ltd.	10.00	9,000	0.74	9,000	0.74
Techno Ganganagar Green Power Generating Co. Ltd.	10.00	8,994	0.38	8,994	0.38
Techno Birbhum Green Power Generating Co. Ltd.	10.00	8,994	0.75	8,994	0.75
Telojan Techno Agro Ltd.	10.00	7,494	0.78	7,494	0.78
			47.41		**47.41**
- Other Companies (at fair value through Profit & Loss)					
Patran Transmission Company Ltd. (Refer Note No. 44)	10.00		-	1,30,00,000	1,925.25
			-		**1,925.25**
Total Non Current Investments			10,340.13		**15,004.98**

b) Current Investments

Particulars	Face Value (₹)	As at 31st March 2021		As at 31st March 2020	
		No of Units	Value (₹ In Lakhs)	No of Units	Value (₹ In Lakhs)
Current Investments - Trade					
Investment in preference shares (at fair value through Profit & Loss)					
Zee Entertainment Enterprise Limited	2.00	3,25,97,431	619.33		-
			619.33		-
Current Investments - Non Trade					
- Investment in Equity Shares (at fair value through Profit & Loss)					
Patran Transmission Company Ltd. (Refer Note No. 44)	10.00	1,30,00,000	1,925.25		-
			1,925.25		-
Investments in Debetures / Bonds (Quoted)			-		
15.50% Aaditri Estate Developers Pvt Ltd NCD (Ser A) 17/05/21	10,00,000	1	10.00	1	11.15
15.50% Aaditri Estate Developers Pvt Ltd NCD (Ser B) 01/06/2021	10,00,000	261	2,610.00	261	2,633.69

Notes

to the Financial Statements for the year ended 31st March 2021

Particulars	Face Value (₹)	As at 31st March 2021		As at 31st March 2020	
		No of Units	Value (₹ In Lakhs)	No of Units	Value (₹ In Lakhs)
11% Apex Homes Pvt Ltd NCD (Option ii) 15/11/2022	10,00,000	-	-	257	2,673.19
Comm Paper Trust Investment Advisors Pvt Ltd	5,00,000	-	-	200	961.60
16% Exquisite Shelters Pvt Ltd NCD 30/09/19	10,00,000	1	10.00	1	10.00
9.00% Shriram Transport - NCD Series Sub 17-18 02 Option 1	10,00,000	100	1,000.74	100	1,000.00
9.25% Edelweiss Finvest Private Ltd 04/01/2028	1,00,000	11	11.23	640	690.41
9.50% Sankhya Financial Services Pvt Ltd NCD (Ser- I) 29/03/2024	10,00,000	796	8,119.20	796	8,159.00
10.5% Talwalkars Healthclubs Limited Loa 01Jun20	10,00,000	150	1,500.00	150	1,500.00
IFCI Deep Discount Bonds 7/7/32		10,530	1,053.00	10,530	1,040.89
IFCI Deep Discount Bond		28,340	2,125.50	28,340	2,068.86
Edelweiss Finance & Investments Ltd Sr E1G002A Br NCD 08Jl21	1,00,000	400	419.10	-	-
Edelweiss Finance & Investments Ltd Sr D1F001A Br NCD 16Ju21	1,00,000	3,580	3,828.09	-	-
Liquid Gold Series 3 Dec 2020 Series A PTC 17Dec20	1,00,000	1,000	1,002.95		
			21,689.81		**20,748.79**

Particulars	As at 31st March 2021		As at 31st March 2020	
	No of Units	Value (₹ In Lakhs)	No of Units	Value (₹ In Lakhs)
Investments in Mutual Funds (Unquoted)				
Aditya Birla Sun Life Cash Liquid Fund-Growth-Direct (Formerly Aditya Birla Sun Life Cash plus -Growth-Direct)	5,51,675	1,828.98	11,47,976	3,668.46
Aditya Birla Sun Life Saving Fund-Growth-Direct		-	3,80,085	1,523.49
Axis Liquid Fund-Direct Growth	1,08,974	2,489.84	99,400	2,191.11
Axis Ultra Short Term Fund-Direct Growth	2,71,54,486	3,248.55	45,27,181	513.48
Franklin India Liquid Fund-Super- Institutional Plan-Direct-Growth		-	28,238	842.45
HDFC Money Market Fund- Direct Plan Growth		-	7,270	306.79
HDFC Low Duration Fund - Direct Plan - Growth Option	85,69,838	4,077.09	1,09,87,169	4,857.24
ICICI Prudential Liquid Fund - Direct Plan - Growth	10,57,013	3,221.10	4,82,152	1,416.47

Notes

to the Financial Statements for the year ended 31st March 2021

Particulars	As at 31st March 2021		As at 31st March 2020	
	No of Units	Value (₹ In Lakhs)	No of Units	Value (₹ In Lakhs)
ICICI Prudential Ultra Short Term Fund- Direct Plan Growth	71,77,688	1,642.06	89,65,112	1,925.11
Invesco India Money Market Fund	10,727	262.26	31,340	725.39
Kotak Liquid Fund Direct Plan Growth	24,049	1,000.19	25,619	1,028.57
Kotak Savings Fund - Direct Plan - Growth	-	-	62,04,538	2,038.42
L&T Liquidity Fund-Direct Plan-Growth	-	-	29,868	812.91
L&T Ultra Short Term Fund- Direct Plan Growth	-	-	21,40,055	715.42
Mahindra Ultra Short Term Yojana Fund - Direct -Growth	54,592.62	593.68	99,164	1,024.06
Mahindra Low Duration Bachat Yojana -Direct -Growth - (Formerly Mahindra Manulife Low Duration Fund-Direct -Growth)	1,49,986	2,015.35	1,64,994	2,089.31
Nippon India Money Market Fund -Direct Growth Plan Growth Option		-	16,778	512.17
Nippon India Liquid Fund -Direct Plan Groth Plan-Growth Option	9,941	500.29	83,706	4,060.33
SBI Liquid Fund Direct -Growth	-	-	9,957	309.58
Sundaram Money Fund- Direct Plan		-	12,13,519	508.10
ICICI Prudential Saving Fund- Direct Plan -Growth	7,86,936	3,302.68	-	-
Kotak Low Duration Fund- Direct Plan -Growth	2,05,092	5,688.50	-	-
HDFC Floating Rate Debt Fund-Direct Plan-Growth	90,44,785	3,463.32	-	-
Axis Overnight Fund-Direct Growth	1,01,303	1,102.09	-	-
HDFC Liquid Fund-Direct Plan-Growth	37,110	1,501.28	-	-
Mahindra Manulife Liquid Fund-Direct-	37,399	500.09	-	-
		36,437.35		31,068.86
Total Current Investments		60,671.74		51,817.65
Total Investments		71,011.87		66,822.63
Aggregate amount of quoted Investments -Current		22,309.14		20,748.79
Aggregate amount of unquoted Investments - Current		38,362.60		31,068.86
Aggregate amount of unquoted Investments - Non Current		9,319.73		15,004.98
Aggregate amount of quoted Investments -Non Current		1,020.40		-
Investment carried at cost		9,272.32		13,032.32
Investments carried at fair value through Other Comprehensive Income		1,067.81		47.41
Investments carried at fair value through Profit and Loss		60,671.74		53,742.90

Notes

to the Financial Statements for the year ended 31st March 2021

10. INVENTORIES

₹ In Lakhs

Particulars	As at 31st March 2021	As at 31st March 2020
Stock - in - trade (trading goods)	624.18	650.17
Total Inventories	624.18	**650.17**

Inventories are hypothecated with Banks against working capital facilities availed by the Company (Refer Note 20)

11. LOANS

₹ In Lakhs

Particulars	As at 31st March 2021	As at 31st March 2020
Non - current		
Unsecured, considered good		
- Loans to Joint Venture Companies	949.24	1,228.98
Total loans	949.24	**1,228.98**
Current		
Secured, considered good		
- Loans to a Body Corporate * (Refer note no 42)	10,000.00	-
Total loans	10,000.00	**-**

* Security & other details are given in Note No. 42

Disclosure under Regulation 34(3) of the SEBI (Listing Obligations and Disclosure Requirements) Regulations, 2015 and Section 186(4) of the Companies Act, 2013.

Details of Loans Given

₹ In Lakhs

Particulars	As at 31st March 2021	Maximum Balance during the year 2020-21	As at 31st March 2020	Maximum Balance during the year 2019-20
Jhajjar KT Transco Pvt. Ltd	-	394.75	394.75	394.75
Kohima-Mariani Transmission Ltd.	949.24	1,034.24	834.23	834.23

Notes

to the Financial Statements for the year ended 31st March 2021

12. TRADE RECEIVABLES

A. Trade Receivable

₹ In Lakhs

Particulars	As at 31st March 2021	As at 31st March 2020
Unsecured, Considered Good		
EPC Division	13,502.06	20,519.39
Wind Division	17,181.51	13,982.77
Retention Money Receivables	22,339.40	22,914.11
(receivable on fulfillment of certain conditions as per terms of the contracts)		
Unsecured, Considered Doubtful	-	-
Having Significant Credit Risk	-	-
Credit Impaired	-	-
Total trade receivables	53,022.97	**57,416.27**

a) Trade Receivables are hypothecated with Banks against working capital facilities availed by the Company (Refer Note 20).

b) No trade receivables are due from directors or other officers of the Company either severally or jointly with any other person.

c) Details of trade receivable from Companies in which any Director is common.

₹ In Lakhs

Particulars	As at 31st March 2020	As at 31st March 2019
Jhajjar KT Transco Pvt. Ltd	-	243.78

13. CASH AND CASH EQUIVALENTS

₹ In Lakhs

Particulars	As at 31st March 2021	As at 31st March 2020
Unsecured, Considered Good		
Cash & Cash equivalents		
Balances with banks		
Current Accounts	7,358.92	3,619.54
Cash on hand	9.22	20.12
	7,368.14	**3,639.66**

a) There is no repatriation restrictions with regard to Cash & Cash Equivalents at the end of the reporting period or prior period.

Notes

to the Financial Statements for the year ended 31st March 2021

14. BANK BALANCES OTHER THAN CASH AND CASH EQUIVALENTS

₹ In Lakhs

Particulars	As at 31st March 2021	As at 31st March 2020
Unsecured, Considered Good		
Other Bank Balances		
Margin money	0.29	0.29
Fixed Deposits with Banks (Refer Note No. 14.1)	691.01	621.54
Earmarked Balances		
Unclaimed Dividend Accounts	14.52	13.13
	705.82	**634.96**

14.1. Total Current and Non Current Fixed Deposit of ₹ 1,317.39 Lakhs (previous year ₹ 1,216.78 Lakhs) includes:

a) Fixed Deposit receipts of ₹ 709.61 Lakhs (Previous Year ₹ 672.55 Lakhs) lodged with the Bankers of the Company as Margin against Bank Guarantees issued/to be issued in favour of the company.

b) Fixed Deposit receipts of ₹ 1.81 Lakhs (Previous Year ₹ 1.77 Lakhs) are lodged with Client/Statutory Authorities as Security/Registration Deposits.

15. OTHER FINANCIAL ASSETS

₹ In Lakhs

Particulars	As at 31st March 2021	As at 31st March 2020
Non Current		
Security deposits	319.90	196.27
Fixed Deposits with Banks (Refer Note No. 14.1)	626.38	595.24
Total Other Non Current Assets	946.28	**791.51**
Current		
Security Deposits	90.25	290.32
Interest Accrued but note due	256.65	185.88
Other Receivables	4,205.73	6,340.38
Total Other Current Assets	4,552.63	**6,816.58**

16. NON CURRENT TAX ASSETS (NET)

₹ In Lakhs

Particulars	As at 31st March 2021	As at 31st March 2020
Advance Income Tax and TDS	30,702.84	27,320.04
Provisions for Income Tax	30,566.04	25,639.64
Net Current Tax Asset/(Liability)	136.80	1,680.40

Notes

to the Financial Statements for the year ended 31st March 2021

17. OTHER ASSETS

₹ In Lakhs

Particulars	As at 31st March 2021	As at 31st March 2020
Non Current		
Capital Advance (Refer Note No. 47)	3,205.81	-
	3,205.81	-
Current		
Advances to suppliers & others	4,777.08	4,151.35
Prepaid Expenses	620.02	1,335.45
Contract Assets	15,233.91	9,668.14
Other Assets #	72.56	101.88
	20,703.57	15,256.82
Total Other Assets	23,909.38	15,256.82

Includes balance of gratutity fund in excess of gratuity liability ₹ 63.62 Lakhs (Previous Year ₹ 99.97 Lakhs)

18. SHARE CAPITAL

₹ In Lakhs

Particulars	As at 31st March 2021	As at 31st March 2020
Authorised Share Capital		
8,00,20,000 (Previous Year 8,00,20,000) Preference Shares of ₹ 10/- each	8,002.00	8,002.00
1,39,99,00,000 (Previous Year. 1,39,99,00,000) Equity Shares of ₹ 2/- each	27,998.00	27,998.00
	36,000.00	36,000.00
Issued, subscribed & paid up		
11,00,00,000 (Previous Year 11,00,00,000) Equity Shares of ₹ 2/- each		
Shares at the beginning of the year	2,200.00	2,253.65
Shares cancelled on account of buyback of shares	-	53.65
Shares at the end of the year	2,200.00	2,200.00
Total	2,200.00	2,200.00

i) The reconciliation of the number of shares outstanding is set out below

Particulars	Equity Shares	
	As at 31st March 2021	As at 31st March 2020
	Nos	Nos
Shares at the beginning of the year	11,00,00,000	11,26,82,400
Shares cancelled on account of buyback of shares	-	(26,82,400)
Shares at the end of the year	11,00,00,000	11,00,00,000

Notes

to the Financial Statements for the year ended 31st March 2021

ii) List of share holders in excess of 5%

Name of Shareholder	Equity Shares			
	As at 31st March 2021		As at 31st March 2020	
	Nos	% of Holding	Nos	% of Holding
Varanasi Commercial Ltd.	2,46,04,800	22.37	2,46,04,800	22.37
Kusum Industrial Gases Ltd.	1,45,91,000	13.26	1,45,91,000	13.26
Techno Leasing & Finance Co. Pvt. Ltd.	1,37,88,000	12.53	1,37,88,000	12.53
Techno Power Projects Ltd.	64,08,000	5.83	64,08,000	5.83
L & T Mutual Fund	-	-	65,99,896	6.00
Kotak Debt Hybrid Fund	58,32,606	5.30	-	-
SBI Small Cap Fund	56,79,297	5.16	-	-
SBI Focused Equity Fund	-	-	86,83,848	7.89

iii) Rights, Preferences and Restrictions attached to the Shares

The company has only one class of equity shares having par value of ₹ 2/- per share. Each holder of equity shares is entitled to one vote per share. The company declares and pays dividends in Indian rupees. The dividend proposed by the Board of Directors is subject to the approval of shareholders in the Annual General Meeting, except in case of interim dividend. In the event of liquidation of the company, the holders of equity shares will be entitled to receive remaining assets of the company, after distribution of all preferential amounts in proportion to their shareholdings.

iv) The Company does not have any Holding Company.

v) The Company has not reserved Equity Shares for issue under the Employee Stock Option Scheme.

vi) None of the securities are convertible into shares at the end of the reporting period.

vii) The Company during the preceeding five years

- has allotted 11,26,82,400 number of equity shares of ₹ 2/- each as fully paid up pursuant to the scheme of amalgamation santioned by the Hon'ble National Company Law Tribunal, bench at Allahabad ('NCLT") vide its order dated 20th July, 2018 without payment being received in cash
- has not allotted any bonus shares
- the Company has bought back 26,82,400 equity shares during the preceding financial years

viii) There are no calls unpaid by Directors / Officers.

ix) The Company has not forfeited any shares.

Notes

to the Financial Statements for the year ended 31st March 2021

19. OTHER EQUITY

₹ In Lakhs

Particulars	As at 31st March 2021		As at 31st March 2020	
Capital Reserve				
As per last Balance Sheet	1,572.66		1,572.66	
		1,572.66		1,572.66
Capital Redemption Reserve				
As per last Balance Sheet	53.65		-	-
Transfer from retained earning pursuant to buyback of equity shares		53.65	53.65	53.65
Securities Premium Account				
As per last Balance Sheet	-		10,183.55	
Utilised for Buyback of equity shares	-	-	10,183.55	-
General Reserve				
As per last Balance Sheet	1,14,208.50		99,969.14	
Add transfer from Retained Earnings	12,000.00		15,000.00	
Utilised for Buyback of equity shares	-	1,26,208.50	(760.64)	1,14,208.50
Retained Earnings				
As per last Balance Sheet	29,189.76		26,573.72	
Add profit for the year	20,045.08		17,669.08	
Transfer to Capital Redemption Reserve pursuant to buyback of equity shares	-		(53.65)	
Interim Dividend Paid	(6,600.00)			
Transfer from OCI-Remeasurement of defined benefit obligations	(2.19)		0.61	
Less:Transfer to General Reserves	(12,000.00)	30,632.65	(15,000.00)	29,189.76
Other Comprehensive Income				
As per last Balance Sheet	(4.50)		(115.94)	
Add Movement in OCI during the year	517.48		149.92	
Add Tax effect on items classified under OCI	(118.33)		(37.87)	
Transfer of OCI-Remeasurement of defined benefit obligations to Retained Earnings	2.19	396.84	(0.61)	(4.50)
		1,58,864.30		1,45,020.07

Description of Other Equity

Capital Reserve

The Company has created capital reserve on redemption of capital pursuant to past mergers and acquisitions.

Capital Redemption Reserve

The Company has created capital redemption reserve as per the requirement of the Companies Act.

Notes

to the Financial Statements for the year ended 31st March 2021

Securities Premium Account

Securities Premium reserve is used to record the premium on issue of shares. The reserve will be utilised in accordance with the provisions of the Act.

General Reserve

General Reserve is created from time to time by way of transfer of profits from retained earnings for appropriation purpose.

Retained Earnings:

The reserve represents the cumulative profits of the Company and remeasurement of defined benefit obligations. This reserve can be utilised in accordance with the provisions of the Companies Act 2013.

Other Comprehensive Income

Acturial Gain (Loss) on Defined Benefit Obligations

The Company transfers acturial gain (loss) arising at the time of valuation of defined benefit obligations to Acturial Gain (loss) component of Other Comprehensive Income (OCI).

Gain (Loss) on Equity Instruments accounted at FVTOCI

The Company has elected to recognise change in fair value of certain investments in Other Comprehensive Income. These changes are accumulated within the FVTOCI equity Investment reserve within equity.

20. BORROWINGS

₹ In Lakhs

Particulars	Rate of Interest	As at 31st March 2021	As at 31st March 2020
Current			
Secured			
Working Capital Facilty			
In Indian Rupees			
From banks	2.51%	2,000.31	-
Unsecured			
In Indian Rupees			
From banks	1.70%	2,000.00	-
		4,000.31	-

a) The Company enjoys financing facilities with Banks against hypothecation of Components, Raw-Materials, Work-in-Progress, Plant & Machinery, Book Debts and all moveable current assets of EPC division, equitable mortgage of Land at Rajpur, West Bengal. Outstanding Balance as on 31st March 2021- ₹ 2,000.31 Lakh (Previous Year- Nil).

b) Disclosure in respect of security created on assets of the EPC Division of Company against working capital facilities availed by the Company.

Notes

to the Financial Statements for the year ended 31st March 2021

₹ In Lakhs

Particulars	As at 31st March 2021	As at 31st March 2020
Property Plant and Equipments	449.81	555.66
Inventories	624.18	650.17
Trade Receivables (including Retention)	35,841.46	43,433.50
Other Current Assets*	4,777.08	4,151.34
Cash & Cash Equivalent	7,361.95	3,611.48
Other balances with Banks	606.26	542.75
Total	49,660.74	**52,944.89**

*Excluding contracts Assets Preperist Expenses Security Deposit and Other Assets.

c) Reconciliation of Liabilities arising from Financing Activities

₹ In Lakhs

Items	Non-Current Borrowings	Current Borrowings	Accrued Interest but not due	Total
Balance as at 31st March, 2020	-	-	-	-
Cash Flow (Net)	-	4,000.31	(147.93)	3,852.38
Finance Costs	-	-	147.93	147.93
As at 31st March, 2021	**-**	**4,000.31**	**-**	**4,000.31**

21. TRADE PAYABLES

₹ In Lakhs

Particulars	As at 31st March 2021	As at 31st March 2020
Current		
Dues to Micro and Small Enterprises	1,738.40	2,774.26
Dues to other than Micro and Small Enterprises	34,888.56	36,888.67
Total	36,626.96	**39,662.93**
Details of payments due to enterprises registered under the Micro, Small and Medium Enterprises Development Act, 2006 (MSMED Act).		
i) Principal amount outstanding	1,738.40	2,774.26
ii) Interest on principal amount due	-	-
iii) Principal & interest amount paid beyond appointment day.	-	-
iv) The amount of Interest due and payable for the period of delay in making payment (which have been paid but beyond the appointed date during the year) but without adding the amount of interest specified under MSMED Act.	-	-
v) The amount of interest accrued and remaining unpaid at the end of the year.	-	-
vi) The amount of further interest remaining due and payable even in the succeeding years, until such date when the interest dues as above are actually paid to the Small Enterprise, for the purpose of disallowance as a deductible expenditure under Section 23 of MSMED Act	-	-

Notes

to the Financial Statements for the year ended 31st March 2021

22. OTHER FINANCIAL LIABILITIES

₹ In Lakhs

Particulars	As at 31st March 2021	As at 31st March 2020
Current		
Unclaimed dividends	14.52	13.13
Expenses payable	38.12	35.22
	52.64	**48.35**

23. DEFERRED TAX LIABILITIES (NET)

a) Deferred Tax balances presented in the Balance Sheet

₹ In Lakhs

Particulars	As at 31st March 2021	As at 31st March 2020
Deferred Tax Assets		
Compensated Absence	62.37	73.49
	62.37	**73.49**
Deferred Tax Liabilities		
On account of Depreciation	5,697.84	5,292.23
Gratuity	28.72	25.16
Fair value on Investments	240.20	290.55
Retention by Customers	5,622.38	5,767.02
	11,589.14	**11,374.96**
Net Deferred Tax Liabilities	11,526.77	**11,301.47**

b) The movement of major components of deferred tax provision / adjustment during the year ended 31st March 2021 is given below:

₹ In Lakhs

Particulars	As at 1st April 2020	Recognised in Profit/ Loss	Recognised in OCI	As at 31st March 2021
Deferred tax assets				
Compensated Absence	73.49	(11.12)	-	62.37
	73.49	**(11.12)**	**-**	62.37
Deferred Tax Liabilities				
On account of Depreciation	5,292.23	405.61	-	5,697.84
Gratuity	25.16	4.30	(0.74)	28.72
Fair value on Investments	290.55	(169.42)	119.07	240.20
Retention by Customers	5,767.02	(144.64)	-	5,622.38
	11,374.96	**95.85**	**118.33**	11,589.14
Net Deferred Tax Liabilities	**11,301.47**	**106.97**	**118.33**	11,526.77

Notes

to the Financial Statements for the year ended 31st March 2021

c) The movement of major components of deferred tax provision / adjustment during the year ended 31st March, 2020 is given below:

₹ In Lakhs

Particulars	As at 1st April 2019	Recognised in Profit/ Loss	Recognised in OCI	As at 31st March 2020
Deferred Tax Assets				
Compensated Absence	87.80	(14.31)	-	73.49
	87.80	**(14.31)**	**-**	**73.49**
Deferred Tax Liabilities				
On account of Depreciation	4353.287	938.943	-	5,292.23
Gratuity	-	(12.71)	37.87	25.16
Fair value on Investments	(44.45)	335.00	-	290.55
Retention by Customers	8,036.77	(2,269.75)	-	5,767.02
	12,345.60	**(1,008.51)**	**37.87**	**11,374.96**
Net deferred tax liabilities	**12,257.80**	**(994.20)**	**37.87**	**11,301.47**

24. OTHER LIABILITIES

₹ In Lakhs

Particulars	As at 31st March 2021	As at 31st March 2020
Non Current		
Contract Liabilities	3,852.40	4,534.09
Total	**3,852.40**	**4,534.09**
Current		
Advance received from others	1,925.25	1,925.25
Employee benefits payable	392.50	202.38
Statutory dues	30.43	349.21
Total	**2,348.18**	**2,476.84**

25. PROVISIONS

₹ In Lakhs

Particulars	As at 31st March 2021	As at 31st March 2020
Non Current		
Provision for employee benefits		
Compensated absences	221.90	250.45
Total	**221.90**	**250.45**
Current		
Provision for employee benefits		
Compensated absences	25.91	41.57
Total	**25.91**	**41.57**

Notes

to the Financial Statements for the year ended 31st March 2021

26. REVENUE FROM OPERATIONS

₹ In Lakhs

Particulars	Year ended 31st March 2021	Year ended 31st March 2020
EPC (Construction)	78,919.36	78,434.94
Energy (Power)	9,951.86	6,472.52
Other Operating Revenue	51.64	2,709.15
Total	**88,922.86**	**87,616.61**

Refer note 40, for disaggregated revenue informations.

27. OTHER INCOME

₹ In Lakhs

Particulars	Year ended 31st March 2021	Year ended 31st March 2020
Interest Income	1,157.05	2,038.87
Dividend Income (Refer Note No. 46)	2,308.13	-
Net Gain on Investments (Refer Note No. 46)	4,644.65	2,452.99
Profit on Sale of Fixed Assets	-	1.15
Miscellaneous Income	249.32	0.02
Total	**8,359.15**	**4,493.03**

* Net off loss on fair valuation of investment of ₹ 673.18 Lakh (Previous Year gain of ₹ 1,197.81 Lakh)

28. MATERIAL STORES & SERVICES

₹ In Lakhs

Particulars	Year ended 31st March 2021	Year ended 31st March 2020
Materials, Stores and Services *	56,903.47	54,525.21
Total	**56,903.47**	**54,525.21**

* including payments to subcontractors and other services consumed

29. CHANGES IN INVENTORIES OF FINISHED GOODS, STOCK - IN - TRADE AND WORK - IN - PROGRESS

₹ In Lakhs

Particulars	Year ended 31st March 2021	Year ended 31st March 2020
Inventory at the beginning of the year		
Traded Goods	650.17	1,892.38
	650.17	**1,892.38**
Inventories at the end of the year		
Traded Goods	624.19	650.17
	624.19	**650.17**
Total	**25.98**	**1,242.21**

Notes

to the Financial Statements for the year ended 31st March 2021

30. EMPLOYEE BENEFIT EXPENSES

₹ In Lakhs

Particulars	Year ended 31st March 2021	Year ended 31st March 2020
Salaries & Wages	2,860.35	3,279.20
Remuneration to Managing Director*	-	54.00
Remuneration to Whole Time Director*	4.00	24.00
Contribution to Gratuity Fund	33.43	50.48
Compensatory Leave	(1.49)	25.13
Contribution to Provident & Other Funds	198.48	230.86
Staff Welfare Expenses	236.88	302.52
Total	**3,331.65**	**3,966.19**

* The MD of Company has waived his remuneration for the year ended 31st March, 2021 and Whole Time Director has waived his remuneration for 10 months of the current financial year.

31. FINANCE COSTS

₹ In Lakhs

Particulars	Year ended 31st March 2021	Year ended 31st March 2020
Interest	213.36	85.64
Other borrowing costs	571.22	519.34
Total	**784.58**	**604.98**

32. DEPRECIATION AND AMORTIZATION EXPENSES

₹ In Lakhs

Particulars	Year ended 31st March 2021	Year ended 31st March 2020
Depreciation of tangible assets	4,096.09	4,137.38
Amortization of intangible assets	3.15	3.15
Depreciation of ROU assets	11.79	11.82
Total	**4,111.03**	**4,152.35**

33. OTHER EXPENSES

₹ In Lakhs

Particulars	Year ended 31st March 2021	Year ended 31st March 2020
Travelling & Conveyance	518.66	929.33
Rent	609.39	482.32
Rates & Taxes	19.83	16.22
Insurance	657.09	392.46
Service Charges	232.81	273.94
Brokerage & Commission	1.56	5.48
Operation & Maintenance Charges	1,283.39	1,232.97
Filing Fees	0.18	0.28

Notes

to the Financial Statements for the year ended 31st March 2021

₹ In Lakhs

Particulars	Year ended 31st March 2021	Year ended 31st March 2020
Legal & Professional Fees	614.27	332.71
Membership Fees	3.02	6.62
GST and other indirect taxes	559.90	467.94
Power & Fuel	199.59	224.14
Sundry Receivables written off	1,100.71	-
Repairs to Plant & Machinery	6.01	14.54
Directors Sitting Fees	4.50	3.70
Auditors' Remuneration		
- as Statutory Auditor	9.00	8.50
- for Tax Audit	1.50	1.50
- for Certification and other Services (including Limited Review Fees)	7.90	5.23
- as reimbursement of expenses	-	0.03
Cost Audit Fees	0.20	0.20
Bank Charges	155.84	125.57
Exchange Rate difference	(4.48)	7.33
CSR expenditure u/s 135 of Companies Act, 2013	123.64	105.25
Miscellaneous expenses	942.34	1,627.91
Total	**7,046.85**	**6,264.17**

34. TAX EXPENSE

a) Income Tax expenses recognised

₹ In Lakhs

Particulars	Year ended 31st March 2021	Year ended 31st March 2020
Current tax	4,926.40	4,679.65
Deferred tax	106.97	(994.20)
Total	**5,033.37**	**3,685.45**

b) Reconciliation of estimated Income Tax expense at Indian statutory tax rates to Income tax expenses reported in statement of profit and loss

₹ In Lakhs

Particulars	Year ended 31st March 2021	Year ended 31st March 2020
Income before Taxes	25,078.45	21,354.53
Applicable Tax Rate	25.17%	25.17%
Estimated Income Tax expense	6,311.75	5,374.51
Tax effect of adjustments to reconcile expected Income Tax Expense to reported Income Tax Expenses		
Effect of non deductible expenses	31.25	26.67
Effect of Increase in rate of education surcharge	-	-
Effect of Income taxable at rate different from effective tax rate	-	-

Notes

to the Financial Statements for the year ended 31st March 2021

₹ In Lakhs

Particulars	Year ended 31st March 2021	Year ended 31st March 2020
Effect of Income exempt from Tax	(1,284.97)	-
Effect of reversal of Deferred Tax on adoption of lower tax regime*		(1,213.74)
Effect of DTL created at rate different from effective tax rate	(24.66)	(501.99)
	5,033.37	**3,685.45**
Effective Tax Rate	20.07	17.26

* During the year ended 31st March, 2020, the Company has elected to exercise the option of lower tax rate of 25.168% (inclusive of surcharge and cess) under section 115BAA of the Income Tax Act, 1961 as introduced by the Taxation Laws (Amendment) Ordinance 2019. Accordingly, the Company had re-measured its Deferred Tax Liabilities as at 31st March 2019 and the full impact of ₹ 1213.74 lakhs was recognized in the statement of Profit and Loss for year ended 31st March, 2020. The Company has recognized provision for tax based on the rate prescribed in the said section for the year ended 31st March 2020 & 31st March 2021.

35. EARNINGS PER EQUITY SHARE

₹ In Lakhs

Particulars	Year ended 31st March 2021	Year ended 31st March 2020
Net profit/ (loss) as per Statement of Profit & Loss (for calculation of Basic EPS) (₹ In Lakhs)	20,045.08	17,669.08
Net profit/ (loss) for calculation of Diluted EPS (₹ In Lakhs)	20,045.08	17,669.08
Weighted average number of equity shares in calculating Basic & Diluted EPS	11,00,00,000	11,01,53,908
Basic & Diluted earning per share (₹)	18.22	**16.04**

The weighted no. of equity share outstanding during the period and for all period presented are adjusted for events other than the conversion of potential equity shares, that have changed the no. of equity shares outstanding without a corresponding change in resources.

36. FINANCIAL INSTRUMENTS

a) Financial instruments by category

The carrying value and fair value of financial instruments by categories as on 31st March, 2021 are as follows:

₹ In Lakhs

Particulars	Amortised Cost	Fair Value through PL	Fair Value through OCI	Total Carrying Value
Assets:				
Investments				
In Equity Shares	-	1,925.25	1,067.81	2,993.06
In Mutual Funds	-	36,437.35	-	36,437.35
In Corporate Bonds	**-**	**21,689.81**	**-**	**21,689.81**
In Preference Shares	-	619.33	-	619.33
Cash & Cash Equivalents	7,368.14	-	-	7,368.14

Notes

to the Financial Statements for the year ended 31st March 2021

₹ In Lakhs

Particulars	Amortised Cost	Fair Value through PL	Fair Value through OCI	Total Carrying Value
Bank Balances	705.82	-	-	705.82
Loans*	10,949.24	-	-	10,949.24
Trade Receivables*	53,022.97	-	-	53,022.97
Other Financial Assets*	5,498.91	-	-	5,498.91
Total	77,545.08	60,671.74	1,067.81	1,39,284.63
Liabilities:				
Borrowings #*	4,000.31	-	-	4,000.31
Trade Payables*	**36,626.96**	**-**		**36,626.96**
Other Financial Liabilities*	52.64	-	-	52.64
Total	40,679.91	-	-	40,679.91

The carrying value and fair value of financial instruments by categories as on 31st March, 2020 are as follows:

₹ In Lakhs

Particulars	Amortised Cost	Fair Value through PL	Fair Value through OCI	Total Carrying Value
Assets:				
Investments				
In Equity Shares	-	1,925.25	47.41	1,972.66
In Mutual Funds	-	31,068.86	-	31,068.86
In Corporate Bonds	-	20,748.79	-	20,748.79
In Preference Shares	-	-	-	-
Cash & Cash Equivalents	3,639.66	-	-	3,639.66
Bank Balances	634.96	-	-	634.96
Loans*	1,228.98	-	-	1,228.98
Trade Receivables*	57,416.27	-	-	57,416.27
Other Financial Assets*	7,608.09	-	-	7,608.09
Total	**70,527.96**	**53,742.90**	**47.41**	**1,24,318.27**
Liabilities:				
Borrowings #*	-	-	-	-
Trade Payables*	39,662.93	-	-	39,662.93
Other Financial Liabilities*	48.35	-	-	48.35
Total	**39,711.28**	**-**	**-**	**39,711.28**

*Value for these Financial Instruments have not been discounted as their carrying amounts are a reasonable approximation of their fair value

including Current Maturity

Notes

to the Financial Statements for the year ended 31st March 2021

b) Fair value hierarchy

This section explains the estimates and judgements made in determining the fair values of Financial Instruments that are measured at fair value and amortised cost and for which fair values are disclosed in financial statements. To provide an indication about reliability of the inputs used in determining the fair values, the company has classified its financial instruments into the three levels prescribed under accounting standards. An explanation of each level follows underneath the table:

Level 1: includes financial Instrument measured using quoted prices (unadjusted) in active markets for identical assets and liabilities that the entity can access at the measurement date.

Level 2: Includes financial Instruments which are not traded in active market but for which all significant inputs required to fair value the instrument are observable. The fair value is calculated using the valuation technique which maximises the use of observable market data.

Level 3: Includes those instruments for which one or more significant input are not based on observable market data.

The following table presents fair value hierarchy of assets and liabilities measured at fair value as of 31st March 2021:

₹ In Lakhs

Particulars	Fair Value	Fair value measurement using		
		Level 1	Level 2	Level 3
Assets:				
Investments				
In Equity Shares (Unquoted)	1,972.66	-	1,972.66	-
In Equity Shares (Quoted)	1,020.40	1,020.40	-	-
In Mutual Funds	36,437.35	36,437.35	-	-
In Corporate Bonds	21,689.81	21,689.81	-	-
In Preference Shares	619.33	619.33	-	-
Total	61,120.22	59,147.56	1,972.66	-

The following table presents fair value hierarchy of assets and liabilities measured at fair value as of 31st March 2020:

₹ In Lakhs

Particulars	Fair Value	Fair value measurement using		
		Level 1	Level 2	Level 3
Assets:				
Investments				
In Equity Shares (Unquoted)	1,972.66	-	1,972.66	-
In Equity Shares (Quoted)	-	-	-	-
In Mutual Funds	31,068.86	31,068.86	-	-
In Corporate Bonds	20,748.79	20,748.79	-	-
In Preference Shares	-	-	-	-
Total	**53,790.31**	**51,817.65**	**1,972.66**	**-**

Notes

to the Financial Statements for the year ended 31st March 2021

c. Fair Value disclosure of Financial assets and Financial Liabilities measured at amortised cost

The carrying amount of cash and cash equivalents, bank balances, trade receivables, loans, other financial assets, trade payables and other financial liabilities are considered to be the same as their fair value due to their short term nature and are in close approximation of fair value.

d. Investment in the Equity Shares of its Subsidiaries, Associates & Joint Venture

The Company's investment in the equity shares of its subsidiaries, associates & joint venture is recognised at cost. The company has elected to apply previous GAAP carrying amount of its equity investment in subsidiaries, associates & joint venture as deemed cost as on the date of transition to Ind AS.

e. Finance Income and Finance Cost Instrument Category wise classification

Finance Income and Finance Cost Instrument Category wise classification for the year ended 31st March 2021

₹ In Lakhs

	Amortised Cost	FVTOCI	FVTPL
Income			
Interest Income	195.37	-	961.68
	195.37	-	961.68
Expense			
Interest Expense	147.93	-	-
	147.93	-	-

Finance Income and Finance Cost Instrument Category wise classification for the year ended 31st March 2020

₹ In Lakhs

	Amortised Cost	FVTOCI	FVTPL
Income			
Interest Income	203.78	-	1,835.09
	203.78	**-**	**1,835.09**
Expense			
Interest Expense	82.01	-	-
	82.01	**-**	**-**

The above amount of interest expenses does not include interest pertaining to taxation and other finance costs of ₹ 65.43 Lakhs and ₹ 3.63 Lakhs for the year ended 31/03/2021 and 31/03/2020 respectively.

Notes

to the Financial Statements for the year ended 31st March 2021

37. FINANCIAL RISK MANAGEMENT

Financial risk factors

The Company's activities expose it to a variety of financial risks: market risk, liquidity risk and credit risk.

a) Market risk

i) Foreign Currency Risk

The primary market risk to the Company is foreign exchange risk. The Company is exposed to foreign exchange risk through its foreign currency loan, purchases from overseas suppliers and short term foreign currency loan. The Company pays off its foreign exchange exposure within a short period of time.

There is no borrowings in foreign currency as of 31st March 2021 and 31st March 2020.

ii) Other Price Risk

The Company's exposure to equity securities price risk from movement in market price of related securities classified either as fair value through OCI or as fair value through Statement of Profit and Loss.

Assets:

b) Liquidity risk

Liquidity risk is the risk that the Company will encounter difficulty in meeting its obligations associated with its financial liabilities. The Company determines its liquidity requirement in the short, medium and long term. This is done by drawing up cash forecast for short and medium term requirements and strategic financing plan for long term.

The Company's principle source of liquidity are cash and cash equivalent, bank balances, cash flows from operations and investment in mutual funds. The Company believes that working capital is sufficient to meet its current requirements. Accordingly, no liquidity risk is perceived.

i) Maturity analysis

The table below provides details regarding the contractual maturities of financial liabilities as of 31st March, 2021:

₹ In Lakhs

Particulars	Less than 1 year	1-2 years	2-5 years	More than 5 years	Total
Borrowings	4,000.31	-	-	-	4,000.31
Trade Payables	36,626.96	-	-	-	36,626.96
Other Financial Liabilities	52.64	-	-	-	52.64

Notes

to the Financial Statements for the year ended 31st March 2021

The table below provides details regarding the contractual maturities of financial liabilities as of 31st March, 2020:

₹ In Lakhs

Particulars	Less than 1 year	1-2 years	2-5 years	More than 5 years	Total
Borrowings	-	-	-	-	-
Trade Payables	39,662.93	-	-	-	39,662.93
Other Financial Liabilities	48.35	-	-	-	48.35

ii) Financing arrangement

The Company had access to the undrawn borrowing facilities at the end of reporting period.

₹ In Lakhs

Particulars	As at 31st March 2021	As at 31st March 2020
Bank Cash Credit	21,099.69	20,100.00

Undrawn limit has been calculated based on available drawing power.

c) Credit Risk

Credit risk is the risk that counter party will not meet its obligation under a financial instrument leading to a financial loss. The company is exposed to credit risk from investments, trade receivables, cash and cash equivalents, bank balances, loans and other financial assets.

The maximum exposure of financial asset to credit risk are as follows:

₹ In Lakhs

Particulars	As at 31st March 2021	As at 31st March 2020
Investments	61,739.55	53,790.31
Cash & Cash Equivalents	7,368.14	3,639.66
Bank Balances	705.82	634.96
Loans	10,949.24	1,228.98
Trade Receivables	53,022.97	57,416.27
Other Financial Assets	5,498.91	7,608.09

Credit risk on cash and cash equivalent and bank balances is limited as the Company generally invest in deposits with recognised banks. Investments primarily include investments in liquid mutual fund units, quoted bonds and investment in subsidiaries, associates & joint venture. Loan is provided to joint venture company which is repayable on demand. Trade receivables are unsecured and are derived from revenue from customers who are primarily Public Sector Undertakings and hence the risk is limited. Other financial assests primarily includes the deposit made for tender participation, rent & electricity deposit and interest accrued but not due.

Notes

to the Financial Statements for the year ended 31st March 2021

38. CAPITAL MANAGEMENT

For the purpose of managing capital, Capital includes issued equity share capital and reserves attributable to the equity share holders.

The objective of the company's capital management are to:

- Safeguard their ability to continue as going concern so that they can continue to provide benefits to their shareholders.

- Maximise the wealth of the shareholder.

- Maintain optimum capital structure to reduce the cost of the capital.

The Company manages its capital structure and makes adjustments in light of changes in economic conditions and requirement of financial covenants. In order to maintain or adjust the capital structure, the Company may adjust the dividend payment to shareholders, return capital to shareholders or issue new shares. The company monitors capital using a gearing ratio, which is net debt divided by total capital plus net debt. The Company includes within net debt, loans and borrowings, less cash and cash equivalents.

Gearing Ratio is as follows:

Particulars		As at 31st March 2021	As at 31st March 2020
Net debt	(₹ In Lakhs)	-	-
Total equity	(₹ In Lakhs)	1,61,064.30	1,47,220.07
Gearing Ratio	No of Times	-	-

In order to achieve this overall objective, the Company's capital management, amongst other things, aims to ensure that it meets financial covenants attached to the loans and borrowings that define capital structure requirements. There have been no breaches in the financial covenants of any loans and borrowing in the current period.

No changes were made in the objectives, policies or processes for managing capital during the years ended 31st March 2021 and 31st March 2020.

Dividends:

₹ In Lakhs

Particulars	As at 31st March 2021	As at 31st March 2020
i) Dividend on Equity Shares recognised during the reporting period		
1st Interim dividend for the year ended 31st March 2021 of ₹ 3/- (Previous Year: Nil) per fully paid share	3300.00	-
2nd Interim dividend for the year ended 31st March 2021 of ₹ 3/- (Previous Year: Nil) per fully paid share	3300.00	-
ii) Dividend on equity shares not recognised at the end of the reporting period		
In addition to the above dividends, since year end the directors have recommended the payment of a final dividend of ₹ 4/- (Previous Year: Nil) per fully paid Shares. The proposed dividend is subject to the approval of shareholders in the ensuing AGM.	4400.00	-

Notes

to the Financial Statements for the year ended 31st March 2021

39. DISCLOSURES IN ACCORDANCE WITH INDAS 19 (2015) ON "EMPLOYEES BENEFITS":

a) Defined Contribution Plans

The Company made contributions towards Provident Fund, a defined contribution retirement benefit plan for qualifying employees. The Provident Fund Plan is operated by the Regional Provident Fund Commissioner. The contribution payable to these plans by the company are at rates specified in the rules of the scheme.

Expenses recognised for Defined Contribution Plan

₹ In Lakhs

Particulars	Year ended 31st March 2021	Year ended 31st March 2020
Company's Contribution to Provident fund	197.25	228.86
Company's Contribution to ESI	1.23	2.00
	198.48	230.86

b) Defined Benefit Plans

The Company offers the following employee benefits to its employees

i) Gratuity

ii) Compensated Absensce

Defined Benefit Obligations

The below tables set forth the changes in the projected benefit obligation and plan assets and amounts recognised in the standalone financial statements as at 31st March 2021 and 31st March 2020, being the respective measurement dates.

Actuarial Valuation of Gratuity Liability (Funded)

₹ In Lakhs

Changes in Present Value of Obligation as at	Year ended 31st March 2021	Year ended 31st March 2020
Present value of obligation as on last valuation	577.32	554.41
Increase in Obligation as per scheme of amalgamation	-	-
Current Service Cost	43.83	45.31
Interest Cost	36.73	35.68
Plan Amendments: Vested portion at the end of period (Past Service)	-	-
Actuarial gain/loss on obligations due to Change in Financial Assumption	(17.60)	49.12
Actuarial gain/loss on obligations due to Unexpected Experience	18.25	(69.74)
Benefits Paid	99.03	37.46
Present value of obligation as on valuation date	559.50	577.32

Notes

to the Financial Statements for the year ended 31st March 2021

₹ In Lakhs

Changes in Fair Value of Plan Assets as at	Year ended 31st March 2021	Year ended 31st March 2020
Fair value of Plan Assets at Beginning of period	677.29	458.16
Increase in Plan assets as per scheme of amalgamation	-	-
Interest Income	47.14	30.51
Employer Contributions	-	96.26
Benefits Paid	99.03	37.46
Return on Plan Assets excluding Interest Income	(2.28)	129.82
Fair value of Plan Assets at End of measurement period	623.12	677.29

₹ In Lakhs

Table Showing Reconciliation to Balance Sheet	Year ended 31st March 2021	Year ended 31st March 2020
Funded Status- Assets/(Liability)	63.62	99.97
Fund Asset	623.12	677.29
Fund Liability	559.50	577.32

Table Showing Plan Assumptions	Year ended 31st March 2021	Year ended 31st March 2020
Discount Rate	6.96% p.a.	6.66% p.a.
Expected Return on Plan Asset	6.96% p.a.	6.66% p.a.
Rate of Compensation Increase(Salary Inflation)	6.00% p.a.	6.00% p.a.
Average expected future service (Remaining working Life)	16	16
Mortality Table	IALM 2006-2008 Ultimate	IALM 2006-2008 Ultimate
Superannuation at age-Male	60	60
Superannuation at age-Female	60	60
Early Retirement & Disablement (All Causes Combined)	1% p.a.	1% p.a.

₹ In Lakhs

Expense Recognized in statement of Profit/Loss as at	Year ended 31st March 2021	Year ended 31st March 2020
Current Service Cost	43.83	45.31
Past Service Cost (vested)	-	-
Net Interest Cost	(10.40)	5.17
Benefit Cost (Expense Recognized in Statement of Profit/loss)	33.43	50.48

Notes

to the Financial Statements for the year ended 31st March 2021

₹ In Lakhs

Other Comprehensive Income	Year ended 31st March 2021	Year ended 31st March 2020
Actuarial gain/loss on obligations due to Change in Financial Assumption	(17.60)	49.12
Actuarial gain/loss on obligations due to Unexpected Experience	18.25	(69.74)
Total Actuarial (gain)/losses	0.65	(20.62)
Return on Plan Asset, Excluding Interest Income	(2.28)	129.83
Balance at the end of the Period	2.93	(150.45)
Net (Income)/Expense for the Period Recognized in OCI	2.93	(150.45)

₹ In Lakhs

Table Showing Allocation of Plan Asset at end Measurement Period	Year ended 31st March 2021	Year ended 31st March 2020
Central Government Securities	44.95	44.95
State Government Securities	0.80	1.40
PSU Bonds	26.00	26.00
Investment with Bank in Special Deposit Scheme	27.30	27.30
Administered by Birla Sun Life Insurance Company Limited	523.35	498.74
Others	-	7.87
Cash & Cash Equivalents	0.72	71.03
Total	**623.12**	**677.29**

Table Showing Total Allocation in % of Plan Asset at end Measurement Period	Year ended 31st March 2021	Year ended 31st March 2020
Central Government Securities	7.21%	6.64%
State Government Securities	0.13%	0.21%
PSU Bonds	4.17%	3.84%
Investment with Bank in Special Deposit Scheme	4.38%	4.03%
Administered by Birla Sun Life Insurance Company Limited	83.99%	73.64%
Accrued Interest on Investment	0.00%	1.16%
Cash & Cash Equivalents	0.12%	10.48%
Total	**100.00%**	**100.00%**

Mortality Table

Age	Mortality (Per Annum)
25	0.000984
30	0.001056
35	0.001282
40	0.001803
45	0.002874
50	0.004946
55	0.007888
60	0.011534
65	0.0170085
70	0.0258545

Notes

to the Financial Statements for the year ended 31st March 2021

₹ In Lakhs

Sensitivity Analysis	Year ended 31st March 2021	
	Increase	Decrease
Discount Rate (-/+ 0.5%)	532.11	589.35
Salary Growth (-/+ 0.5%)	589.33	531.88
Attrition Rate (-/+ 0.5%)	559.51	559.50
Mortality Rate (-/+ 10%)	559.60	559.41

₹ In Lakhs

Sensitivity Analysis	Year ended 31st March 2020	
	Increase	Decrease
Discount Rate (-/+ 0.5%)	551.73	605.18
Salary Growth (-/+ 0.5%)	604.98	551.60
Attrition Rate (-/+ 0.5%)	578.08	576.55
Mortality Rate (-/+ 10%)	580.86	573.77

Table Showing Cash Flow Information	₹ in Lakhs
Next Year Total (Expected)	573.71
Minimum Funding Requirements	(19.45)

Table Showing Benefit Information Estimated Future payments (Past Service)

Year	₹ in Lakhs
1	70.90
2	38.76
3	34.35
4	24.21
5	36.69
6 to 10	201.82
More than 10 years	977.89
Total Undiscounted Payments Past and Future Service	-
Total Undiscounted Payments related to Past Service	1,384.61
Less Discount For Interest	825.11
Projected Benefit Obligation	559.50

Table Showing Outlook Next Year Components of Net Periodic benefit Cost Next Year	₹ in Lakhs
Current Service Cost (Employer portion Only) Next period	44.51
Interest Cost next period	36.47
Expected Return on Plan Asset	43.37
Benefit Cost	37.61

Notes

to the Financial Statements for the year ended 31st March 2021

40. SEGMENT REPORTING:

A) The Operating Segments have been reported in a manner consistent with the internal reporting and evaluation by Chief Operating Decision Maker (CODM) based on the guiding principles given in Ind AS 108 - Operating Segments notified under the Companies (Accounting Standard) Rules 2015, the Company's primary business segments are EPC (Construction) and Energy (Power). Financial information about the primary business segments are presented in table given below:

₹ In Lakhs

	Year ended 31st March 2021				Year ended 31st March 2020			
	EPC (Construction)	Energy (Power)	Unallocable	Total	EPC (Construction)	Energy (Power)	Unallocable	Total
A. REVENUE								
1 Sales	78,919.36	10,003.50	-	88,922.86	78,434.94	9,181.67	-	87,616.61
2 Others	249.32	-	6,952.78	7,202.10	-	-	2,454.16	2,454.16
3 Interest Revenue	-	-	1,157.05	1,157.05	-	-	2,038.87	2,038.87
4 Total Revenue	79,168.68	10,003.50	8,109.83	97,282.01	78,434.94	9,181.67	4,493.03	92,109.64
B. RESULT								
1. Segment result/operating Profit before Tax and Interest	14,490.06	3,263.14	8,109.83	25,863.03	13,865.35	3,601.13	4,493.03	21,959.51
2. Interest Expenses	-	-	784.58	784.58	-	-	604.98	604.98
3. Provision for Taxation	-	-	5,033.37	5,033.37	-	-	3,685.45	3,685.45
4. Net Profit	14,490.06	3,263.14	2,291.88	20,045.08	13,865.35	3,601.13	202.60	17,669.08
C. OTHER INFORMATION								
1. Segment Assets	70,227.13	67,394.33	82,097.91	2,19,719.37	67,148.44	70,335.72	68,051.61	2,05,535.77
2. Segment Liabilities	46,415.05	713.25	11,526.77	58,655.07	46,627.80	386.43	11,301.47	58,315.70
3. Capital Expenditure	5.30	-	-	5.30	31.73	26.00	-	57.73
4. Depreciation	123.41	3,987.62	-	4,111.03	164.97	3,987.38	-	4,152.35

Notes

to the Financial Statements for the year ended 31st March 2021

(B) Geographical Segment

As the revenues from overseas sites does not exceed the minimum threshold limit for such disclosure, no separate disclosure for Geographical segment (Seconday Segment) is applicable.

(C) Information about major customers

Total amount of revenues from customers (each exceeding 10% of total revenues of the Company) is ₹ 36310.02 Lakhs (Previous Year: ₹ 51211.02 Lakhs).

(D) There are no inter-segment revenues.

(E) Based on Timing of Revenue

₹ In Lakhs

	Year ended 31st March 2021	Year ended 31st March 2020
At a Point in Time	67,181.10	64,972.18
Over Time	21,741.76	22,644.43
Total	88,922.86	**87,616.61**

(F) Contract Balances

₹ In Lakhs

	Year ended 31st March 2021	Year ended 31st March 2020
The following table provides information about receivable, contract assets and contract liabilities from contract with customers		
Receivables which are included in Trade and Other Receivables	53,022.97	57,416.27
Contract Assets	15,233.91	9,668.14
Contract Liabilities	3,852.40	4,534.09

(G) The Company has recognised the differential tariff charge of ₹ 0.975 per unit on electricity units (Energy Division) billed during the financial year 2019-20 and 2020-21 aggregating to ₹ 3,636.37 Lakhs vide APTEL impugned Order dated 28.1.2021 and the same has been shown under Revenue from Operations.

(H) There is no financing component and variable consideration in the transaction price.

41. RELATED PARTY DISCLOSURES

41.1 Name of related parties and related party relationship

S. No.	Name of the party	Nature of relationship
1	Techno Infra Developers Pvt. Ltd.	Subsidiary Company
2	Techno Digital Infra Pvt. Ltd. (Formerly Techno Clean Energy Pvt. Ltd.)	Subsidiary Company
3	Techno Green Energy Pvt. Ltd.	Subsidiary Company
4	Techno Wind Power Pvt. Ltd.	Subsidiary Company
5	Rajgarh Agro Products Ltd.	Subsidiary Company
6	Techno Power Grid Company Ltd.	Subsidiary Company
7	Jhajjar KT Transco Pvt. Ltd.	Joint Venture Company (Ceased to be Joint Venture Company w.e.f. 28.09.2020)

Notes

to the Financial Statements for the year ended 31st March 2021

S. No.	Name of the party	Nature of relationship
8	Kohima-Mariani Transmission Ltd.	Joint Venture Company
9	Shri Padam Prakash Gupta	Managing Director and Key Management Person
10	Shri Ankit Saraiya	Wholetime Director and Key Management Person
11	Ms Avantika Gupta	Non-Executive Director and relative of Key Management Person
12	Shri Rajendra Prasad Singh	Non-Executive and Independent Director
13	Shri Vasudevan Kotivenkatesan	Non-Executive and Independent Director
14	Shri Krishna Murari Poddar	Non-Executive and Independent Director
15	Shri Samarendra Nath Roy	Non-Executive and Independent Director
16	Shri Kadenja Krishna Rai	Non-Executive and Independent Director
17	Ms. Dipali Khanna	Non-Executive and Independent Director
18	Shri Pradeep Kumar Lohia	Chief Financial Officer and Key Management Person
19	Shri Niranjan Brahma	Company Secretary and Key Management Person

41.2 Disclosure of significant transactions with related parties and the status of outstanding balances

Transactions during the year

₹ In Lakhs

Particulars	Year ended 31st March 2021	Year ended 31st March 2020
Jhajjar KTTransco Pvt. Ltd.		
Rendering of services as per maintenance contract	263.54	536.02
Interest on loan given	17.52	35.27
Dividend Received	1,580.73	-
Loan given	-	60.00
Loan Refunded	(394.75)	-
Kohima-Mariani Transmission Ltd	-	-
Supply of Materials & rendering of service	123.64	22,432.87
Loan given	200.00	-
Interest on loan given	91.93	81.66
Advance received	-	1,125.00
Investment in Share Capital of the Company	-	3,942.07
Loan Refunded	(85.00)	-
Shri Padam Prakash Gupta		
Remuneration to Managing Director	-	54.00
Shri Ankit Saraiya		
Remuneration to Wholetime Director	4.00	24.00
Remuneration to Non- Executive and Independent Directors		
Directors Sitting Fees	4.50	3.70
Shri Pradeep Kumar Lohia		
Employee Benefit expenses	28.40	25.07
Shri Niranjan Brahma		
Employee Benefit expenses	18.90	20.99

Notes

to the Financial Statements for the year ended 31st March 2021

Outstanding Balances

₹ In Lakhs

Particulars	Year ended 31st March 2021	Year ended 31st March 2020
Jhajjar KT Transco Pvt. Ltd.		
Loan given	-	394.75
Receivable	-	243.78
Kohima-Mariani Transmission Ltd		
Loan given	949.24	834.24
Interest Receivable	158.81	76.76
Receivable	385.00	-
Retention amount receivable	-	1,760.65

41.3 The Company has entered into consortium with

S. No.	Name of Joint arrangement	Nature of entity's relationship	Principal place of business	Proportion of participating share held
1	Jhajjar KT Transco Pvt Ltd.*	Joint Venture	India	48.96%
2	Kohima-Mariani Transmission Ltd.	Joint Venture	India	26.00%

Details of propotionate share in Assets, Liabilities, Income and Expenditure of the Company in its Joint Ventures are given below:

Name of Joint Venture Company: Jhajjar KT Transco Pvt. Ltd.*

₹ In Lakhs

Particulars	Year ended 31st March 2021	Year ended 31st March 2020
Assets	-	13,801.93
Liabilities	-	8,586.13
Income	933.73	1,943.96
Expenditure	647.86	1,187.52

* Income & Expenditures have been taken upto 27th September, 2020 on which date investment in JV Company was disposed off.

Name of Joint Venture Company: Kohima-Mariani Transmission Ltd.

₹ In Lakhs

Particulars	Year ended 31st March 2021	Year ended 31st March 2020
Assets	35,903.37	31,032.11
Liabilities	29,651.49	24,383.21
Income	4,269.90	-
Expenditure	6,311.01	-

Notes

to the Financial Statements for the year ended 31st March 2021

Transactions with the related parties are at arm's length prices. The amount outstanding are unsecured and will be settled in cash. No guarantees have been given or received during the year from any of the related parties. No expenses have been recognised in the current year or previous year for bad or doubtful debts in respect of the amount owed by related parties.

42. The Techno Electric and Engineering Co Limited (The Company) had given inter corporate deposits (ICDs) amounting to ₹ 10,000 Lakhs to a company (Borrower) during earlier years which was secured against mortgage of immovable property and other securities provided by the Borrower. The Borrower had defaulted in refunding the ICD on the due date and the Promoters directors of the Company had undertaken to compensate the Company in case of any shortfall in the recovery of ICDs. Further, to allay the fears of the investors and also to remain respectful in the eyes of the investors for their undertaking, the promoters had provided security fund of equivalent amount.

With the consent of the Board of Directors, the promoters converted the said amount into escrow account, which will be used exclusively for meeting the shortfall in the recovery of ICDs along with interest after taking all the available legal remedies available to the Company. The Company has filed an application under IBC with the NCLT for recovery of ICDs and accrued interest thereon, the hearing of the application for admission is over and the judgement is awaited.

Since the amount of ICDs outstanding is fully secured by way of equivalent amount of deposit by promoters in escrow accounts, in view of the management the entire amount outstanding with accrued interest is recoverable hence no provision for impairment loss on the ICDs. Interest on such ICD shall be recognised on receipt basis owing to ongoing legal proceedings.

43. LEASES

The Company's significant leasing/ licensing arrangements are mainly in respect of residential / office premises and equipments, which are operating leases. The aggregate lease payable on these leasing arrangements are charged as rent and equipment hire charges in the Statement of Profit & Loss.

44. As per the regulatory approval obtained by the Company, the Company had transferred 74% (including shares held by its subsidiary/ associate) of its investment in Patran Transmission Company Limited. In view of transfer of controlling interest in the Patran and also there is no power to participate in the financial and operating policy decision of Patran Transmission Company Limited as per the agreement the balance investment held by the Company in Patran Transmission Company Limited has been classified as Other Investment.

45. CONTINGENT LIABILITIES

₹ In Lakhs

Particulars	Year ended 31st March 2021	Year ended 31st March 2020
Bank Guarantees given by the Company	545.64	1,598.95
Demand by various VAT/CST/ Entry Tax Authorities disputed by the Company (Payment made ₹ 18.27 Lakhs (Previous year ₹ 18.27 Lakhs)	93.47	93.47

Notes

to the Financial Statements for the year ended 31st March 2021

46. SALE OF INVESTMENT IN JV COMPANY

The Company has disposed off its investment in Joint Venture Company namely, Jhajjar KT Transco Pvt. Ltd and hence, it ceased to be Joint Venture Company with effect from 28th September, 2020. Net gain on Investment includes ₹ 2,797.44 Lakhs(previous year: Nil) on account of sale of investment in Jhajjar KT Transco Pvt. Ltd. Dividend Income includes ₹ 1,580.73 Lakhs (Previous year: Nil) received from Jhajjar KT Transco Pvt. Ltd.

47. CAPITAL COMMITMENT

Estimated amount of contract pending for execution on Capital Account ₹ 3,205.81 Lakhs (previous year -Nil) and Capital Advance paid ₹ 3,205.81 Lakhs (Previous year- NIL)

48. UNHEDGED FOREIGN CURRENCY EXPOSURE

Unhedged Foreign Currency Exposure for the year ended 31st March 2021

In lakhs

Particulars	Currency	In Foreign Currency	Equivalent INR
Export Receivables	USD	17.72	1,302.71
Import Payables	USD	23.42	1,721.70
Import Payables	Euro	4.05	349.00

Unhedged Foreign Currency Exposure for the year ended 31st March 2020

In lakhs

Particulars	Currency	In Foreign Currency	Equivalent INR
Export Receivables	USD	-	-
Import Payables	USD	13.69	1,032.41
Import Payables	Euro	-	-

49. CORPORATE SOCIAL RESPONSIBILITY (CSR)

A CSR Committee has been formed by the company as per the provisions of Section 135 of the Companies Act, 2013. Disclosures of Corporate Social Responsibility expenditure is in line with the the requirement of Guidance Note on "Accounting for Expenditure on Corporate Social Responsibility Activities".

₹ In Lakhs

Particulars	Year ended 31st March 2021	Year ended 31st March 2020
Amount of CSR expenditure to be incurred during the year	488.66	392.51
CSR Expenditure (Revenue nature) incurred during the year	123.64	105.25

Notes

to the Financial Statements for the year ended 31st March 2021

50. ESTIMATION OF UNCERTAINTIES RELATING TO THE GLOBAL HEALTH PANDEMIC FROM COVID-19

The company has considered internal and certain external sources of information including economic forecasts and industry reports upto the date of approval of the financial statements in determining the impact on various elements of its financial statements. The Company has used the principles of prudence in applying judgements, estimates and assumptions and based on the current estimates the company expects to recover the carrying amount of Trade Receivables including unbilled receivables, investments, and other assets. The eventual outcome of impact of the global health pandemic may be different from those estimated as on the date of approval of these financial statements.

51. CODE ON SOCIAL SECURITY

The Indian Parliament has approved the Code on Social Security, 2020 which would impact the contributions by the company towards Provident Fund and Gratuity. The Ministry of Labour and Employment has released draft rules for the Code on Social Security, 2020 on November 13, 2020, and has invited suggestions from stakeholders which are under active consideration by the Ministry. The Company will assess the impact and its evaluation once the subject rules are notified and will give appropriate impact in its financial statements in the period in which, the Code becomes effective and the related rules to determine the financial impact are published.

52. The previous year figures have been regrouped and/or rearranged wherever considered necessary.

For Singhi & Co.
Chartered Accountants
Firm's Registration No. 302049E

P. K. Lohia
Chief Financial Officer

P. P. Gupta
Managing Director
DIN: 00055954

Navindra Kumar Surana
Partner
Membership No 053816

N. Brahma
Company Secretary
Membership No A-11652

S. N. Roy
Director
DIN: 00408742

Place: Kolkata
Date: 29th June 2021

Independent Auditor's Report

To the Members of Techno Electric & Engineering Company Limited

Report on the Audit of Consolidated Financial Statements.

Opinion

1. We have audited the accompanying consolidated financial statements of **Techno Electric & Engineering Company Ltd. (formerly Simran wind Project Ltd.)** ("hereinafter referred to as the Holding Company") and its subsidiaries (the Holding and its subsidiaries together referred to as "the Group") and its joint ventures, which comprise the consolidated balance sheet as at March 31, 2021, the consolidated statement of profit and loss (including other comprehensive income), the consolidated cash flow statement and the consolidated statement of changes in equity for the year then ended, and notes to consolidated financial statements, including a summary of significant accounting policies and other explanatory information prepared based on the relevant records (hereinafter referred to as ("the consolidated financial statements").

2. In our opinion and to the best of our information and according to the explanations given to us, the aforesaid consolidated financial statements give the information required by the Companies Act, 2013 ("the Act") in the manner so required and give a true and fair view in conformity with the accounting principles generally accepted in India of the consolidated state of affairs of the Group as at March 31, 2021, their consolidated total comprehensive income (comprising consolidated profit and consolidated other comprehensive income) their consolidated cash flows and consolidated changes in equity for the year ended on that date.

Basis for Opinion

3. We conducted our audit of the consolidated financial statements in accordance with the Standards on Auditing (SAs), as specified under section 143(10) of the Act. Our responsibilities under those Standards are further described in the 'Auditor's Responsibilities for the Audit of the consolidated financial statements' section of our report. We are independent of the Group and its joint ventures in accordance with the 'Code of Ethics' issued by the Institute of Chartered Accountants of India together with the ethical requirements that are relevant to our audit of the consolidated financial statements under the provisions of the Act and the Rules there under, and we have fulfilled our other ethical responsibilities in accordance with these requirements and the Code of Ethics. We believe that the audit evidence we have obtained and the audit evidence obtained by the other auditor in terms of their reports referred to in other matters paragraph below is sufficient and appropriate to provide a basis for our audit opinion on the consolidated financial statements.

Key Audit Matters

4. Key audit matters are those matters that, in our professional judgment, were of most significance in our audit of the consolidated financial statements of the current period. These matters were addressed in the context of our audit of the consolidated financial statements as a whole, and in forming our opinion thereon, and we do not provide a separate opinion on these matters. For each matter below, our description of how our audit addressed the matter is provided in that context:

Descriptions of Key Audit Matter	How we addressed the matter in our audit
A. Revenue Recognition- The accuracy of amounts recorded as revenue is an inherent risk due to the complexity involve. The application of revenue recognition accounting standards Ind AS 115 is complex and involves a number of judgments and estimates. Further in EPC contract, revenue is accounted for under the percentage completion method which also requires significant judgments and estimates in particular with respect to estimation the cost to complete. Due to the estimates, judgment and complexity involved in the application of the revenue recognition accounting standards, we have considered this matter as a key audit matter. The Company's accounting policies relating to revenue recognition are presented in note 5.12 to the financial statements	As part of our audit, we understood the Company's policies and processes, control mechanisms and methods in relation to the revenue recognition and evaluated the design and operative effectiveness of the financial controls from the above through our test of control procedures. ▪ Tested a sample of sales transactions for compliance with the Company's accounting principles to assess the completeness, occurrence and accuracy of revenue recorded. Also revenue is recognised when the Company satisfies a performance obligation. ▪ Performing procedures to ensure that the revenue recognition criteria adopted by Company for all major revenue streams is appropriate and in line with the Company's accounting policies. ▪ We tested the company's system generated reports, based on which revenue is accrued at the year end, and performed tests of details on the accrued revenue and accounts receivable balances recognized in the balance sheet at the year end. ▪ We evaluated the management's process to recognize revenue over a period of time, total cost estimates, status of the projects and re-calculated the arithmetic accuracy of the same ▪ We examined contracts with exceptions including contracts with low or negative margins, loss making contracts, etc. to determine the level of provisioning. We examined contracts with exceptions including contracts with low or negative margins, loss making contracts, etc. to determine the level of provisioning. ▪ Our tests of detail focused on transactions occurring within proximity of the year end and obtaining evidence to support the appropriate timing of revenue recognition, based on terms and conditions set out in sales contracts and delivery documents or system generated reports. We considered the appropriateness and accuracy of any cut-off adjustments. ▪ Traced disclosure information to accounting records and other supporting documentation. **Our Observation:** Based on the audit procedures performed we did not obtain any material exceptions in the revenue recognition.

Descriptions of Key Audit Matter	How we addressed the matter in our audit
B. Valuation and existence of Investment in Bonds and Debentures and Mutual Funds. Valuation and existence of current investments designated at fair value through profit or loss Investments designated at fair value through profit or loss (the Investments) are valued at ₹ 61,490.84 lakh and represent 27.92 % of total assets. Further disclosures on the Investments are included at Note 9 to the financial statements. This was an area of focus for our audit and the area where significant audit effort was directed. As at March 31, 2021, all Investments are in bonds, debentures & mutual funds and are actively traded with readily available, quoted market prices.	Understanding of the business processes employed by the Company for accounting for, and valuing, their investment portfolio. We obtained accounts confirmation for the investment in bonds and mutual funds and verified that the company was the recorded owner of all current investments. Our audit procedures over the valuation of the Investments included agreeing the fair valuation of all Investments held at March 31, 2021 to the Net Assets Value provided by the respective Mutual funds and market quotes provided by the agents for the bonds. **Our Observation:** Based on the audit procedures performed we are satisfied with valuation and existence of current investment in Bonds Debentures and Mutual Funds.

Information Other than the consolidated financial statements and auditor's report thereon

5. The Holding Company's Board of Directors is responsible for the preparation of the other information. The other information comprises the information included in the annual reports, but does not include the consolidated financial statements and our auditor's report thereon.

   Our opinion on the consolidated financial statements does not cover the other information and we do not express any form of assurance conclusion thereon.

   In connection with our audit of the consolidated financial statements, our responsibility is to read the other information and, in doing so, consider whether the other information is materially inconsistent with the financial statements or our knowledge obtained during the course of our audit or otherwise appears to be materially misstated. If, based on the work we have performed, we conclude that there is a material misstatement of this other information; we are required to report that fact. We have nothing to report in this regard.

Management's Responsibility for the consolidated financial statements

6. The Holding Company's Board of Directors is responsible for the preparation and presentation of these consolidated financial statements in terms of the requirements of the Companies Act, 2013 (hereinafter referred to as "the Act") that give a true and fair view of the consolidated financial position, consolidated financial performance, consolidated cash flows and consolidated changes in equity of the Group including its joint venture in accordance with accounting principles generally accepted in India including the Indian Accounting Standards specified in the Companies (Indian Accounting Standards) Rules, 2015 (as amended) under Section 133 of the Act. The respective Board of Directors of the companies included in the Group and its joint ventures are responsible for maintenance of adequate accounting records in accordance with the provisions of the Act for safeguarding the assets of the Group and its joint venture respectively and for preventing and detecting frauds and other irregularities; the selection and application of appropriate accounting policies; making judgments and estimates that are reasonable and prudent; and the design, implementation and maintenance of adequate internal financial controls, that were operating effectively for ensuring the accuracy and completeness of the accounting records, relevant to the preparation and presentation of the consolidated financial statements that give a true and fair view and are free from material misstatement, whether due to fraud or error, which has been used for the purpose of preparation of the consolidated financial statements by the Directors of the Holding Company, as aforesaid.

7. In preparing the consolidated financial statements, the respective Board of Directors of the companies included in the Group and its joint ventures are responsible for assessing the Group's ability and of its joint ventures to continue as a going concern, disclosing, as applicable, matters related to going concern and using the going concern basis of accounting unless management either intends to liquidate the Group or to cease operations, or has no realistic alternative but to do so.

8. The respective Board of Directors of the companies included in the Group and of its joint ventures are also responsible for overseeing the Group's financial reporting process and of its joint ventures.

Auditors' Responsibility for the audit of the Consolidated Financial Statements

9. Our objectives are to obtain reasonable assurance about whether the consolidated financial statements as a whole are free from material misstatement, whether due to fraud or error, and to issue an auditor's report that includes our opinion. Reasonable assurance is a high level of assurance, but is not a guarantee that an audit conducted in accordance with SAs will always detect a material misstatement when it exists. Misstatements can arise from fraud or error and are considered material if, individually or in the aggregate, they could reasonably be expected to influence the economic decisions of users taken on the basis of these consolidated financial statements.

10. As part of an audit in accordance with SAs, we exercise professional judgment and maintain professional skepticism throughout the audit. We also:

    a) Identify and assess the risks of material misstatement of the consolidated financial statements, whether due to fraud or error, design and perform audit procedures responsive to those risks, and obtain audit evidence that is sufficient and appropriate to provide a basis for our opinion. The risk of not detecting a material misstatement resulting from fraud is higher than for one resulting from error, as fraud may involve collusion, forgery, intentional omissions, misrepresentations, or the override of internal control.

    b) Obtain an understanding of internal control relevant to the audit in order to design audit procedures that are appropriate in the circumstances. Under section 143(3)(i) of the Act, we are also responsible for expressing our opinion on whether the Holding Company has adequate internal financial controls system in place and the operating effectiveness of such controls.

    c) Evaluate the appropriateness of accounting policies used and the reasonableness of accounting estimates and related disclosures made by management.

    d) Conclude on the appropriateness of management's use of the going concern basis of accounting and based on the audit evidence obtained, whether a material uncertainty exists related to events or conditions that may cast significant doubt on the ability of the Group and of its joint ventures to continue as a going concern. If we conclude that a material uncertainty exists, we are required to draw attention

in our auditor's report to the related disclosures in the consolidated financial statements or, if such disclosures are inadequate, to modify our opinion. Our conclusions are based on the audit evidence obtained up to the date of our auditor's report. However, future events or conditions may cause the Group and its joint venture to cease to continue as a going concern.

e) Evaluate the overall presentation, structure and content of the consolidated financial statements, including the disclosures, and whether the consolidated financial statements represent the underlying transactions and events in a manner that achieves fair presentation.

f) Obtain sufficient appropriate audit evidence regarding the financial information of the entities or business activities within the Group to express an opinion on the consolidated financial statements. We are responsible for the direction, supervision and performance of the audit of the financial statements of such entities included in the consolidated financial statements of which we are the independent auditors. For the other entities included in the consolidated financial statements, which have been audited by other auditors, such other auditors remain responsible for the direction, supervision and performance of the audits carried out by them. We remain solely responsible for our audit opinion.

11. Materiality is the magnitude of misstatements in the consolidated financial statements that, individually or in aggregate, makes it probable that the economic decisions of a reasonably knowledgeable user of the consolidated financial statements may be influenced. We consider quantitative materiality and qualitative factors in (i) planning the scope of our audit work and in evaluating the results of our work; and (ii) to evaluate the effect of any identified misstatements in the consolidated financial statements.

12. We communicate with those charged with governance of the Holding Company and such other entities included in the consolidated financial statements of which we are the independent auditors regarding, among other matters, the planned scope and timing of the audit and significant audit findings, including any significant deficiencies in internal control that we identify during our audit.

13. We also provide those charged with governance with a statement that we have complied with relevant ethical requirements regarding independence, and to communicate with them all relationships and other matters that may reasonably be thought to bear on our independence, and where applicable, related safeguards.

14. From the matters communicated with those charged with governance, we determine those matters that were of most significance in the audit of the consolidated financial statements for the financial year ended March 31, 2021 and are therefore the key audit matters. We describe these matters in our auditor's report unless law or regulation precludes public disclosure about the matter or when, in extremely rare circumstances, we determine that a matter should not be communicated in our report because the adverse consequences of doing so would reasonably be expected to outweigh the public interest benefits of such communication.

Other Matters

15. We did not audit the financial statements / financial information of six subsidiaries whose financial statements / financial information reflect total assets of ₹ 3465.94 Lakhs and net assets ₹ 3465.58 Lakhs as at March 31, 2021 and total revenue of ₹ NIL and total comprehensive income of ₹ (14.63) Lakhs for the year ended March 31 2021 and net cash outflow of ₹ 2.48 Lakhs for the year ended on that date as considered in the consolidated financial statements. The Statement also includes the Group's Share of net loss of ₹ 184.17 Lakhs for the year ended March 31, 2021, in respect of two joint ventures, whose financial statements/financial information have not been audited by us. These financial statements have been audited by other auditors whose reports have been furnished to us by the Management and our opinion on the consolidated financial results, in so far as it relates to the amounts and disclosures included in respect of these subsidiaries and that of joint ventures is based solely on the reports of the other auditors.

Our opinion on the statement is not modified in respect of the above matters with regard to our reliance on the work done and the reports of the other auditors.

Report on Other Legal and Regulatory Requirements

16. As required by Section143(3) of the Act, based on our audit and on the consideration of the report of other auditors on separate financial statements and the other financial information of subsidiaries and joint ventures as noted in the "Other Matter" paragraph, we report, to the extent applicable, that:

(a) We, and other auditors whose reports we have relied upon, have sought and obtained all the information and explanations which to the best of our knowledge and belief were necessary for the purposes of our audit of the aforesaid consolidated financial statements.

(b) In our opinion, proper books of account as required by law relating to preparation of the aforesaid consolidated financial statements have been kept so far as it appears from our examination of those books and report of the other auditors.

(c) The consolidated balance sheet, the consolidated statement of profit and loss (including other comprehensive income), consolidated cash flow statement and the consolidated statement of changes in equity dealt with by this report are in agreement with the relevant books of account maintained for the purpose of preparation of the consolidated financial statements.

(d) In our opinion, the aforesaid consolidated financial statements comply with the Indian Accounting Standards specified under Section 133 of the Act.

(e) On the basis of the written representations received from the directors of the Holding Company as on March 31, 2021 taken on record by the Board of Directors of the Holding Company and the reports of the statutory auditors of its subsidiaries companies and joint ventures, incorporated in India, none of the directors of the Group companies including joint ventures, incorporated in India is disqualified as on March 31, 2021 from being appointed as a director in terms of Section 164 (2) of the Act;

(f) With respect to the adequacy of the internal financial controls with reference to consolidated financial statements of the Group and the operating effectiveness of such controls, refer to our separate Report in Annexure A.

(g) With respect to the other matters to be included in the Auditors' Report in accordance with Rule 11 of the Companies (Audit and Auditors) Rules, 2014, in our opinion and to the best of our information and according to the explanations given to us:

i. The consolidated financial statements disclose the impact, if any, of pending litigations as at March 31, 2021 on the consolidated financial position of the group and its joint ventures – Refer Note No. 45 to the consolidated financial statements.

ii. The provisions have been made in the consolidated financial statements, as required under the applicable law or accounting standards, for material foreseeable losses, if any, on long-term contracts including derivative contracts as at March 31, 2021.

iii. There has been no delay in transferring amounts, required to be transferred, to the Investor Education and Protection Fund by the Group and its joint ventures incorporated in India during the year ended March 31, 2021.

For Singhi & Co.
Chartered Accountants
Firm Registration No. 302049E

(Navindra Kumar Surana)
Partner
Membership No. 053816
UDIN-21053816AAAAFN2784

Place: Kolkata
Dated: 29th June, 2021

Annexure - A to the Independent Auditor's Report

Report on the Internal Financial Controls under Clause (i) of Sub-section 3 of Section 143 of the Companies Act, 2013 ("the Act")

In conjunction with our audit of the consolidated financial statements of the Holding Company, as of and for the year ended March 31, 2021, we have audited the internal financial controls over financial reporting with reference to these consolidated financial statement of **Techno Electric & Engineering Company Ltd.** ("the Holding Company"), its subsidiary companies and its joint ventures which are companies incorporated in India, as of that date.

Management's responsibility for internal financial controls

The respective Board of Directors of the Holding Company, its subsidiary companies and joint ventures, to whom reporting under clause (i) of sub section 3 of Section 143 of the Act in respect of adequacy of the internal financial control over financial reporting with reference to financial statement is applicable, which are Companies incorporated in India, are responsible for establishing and maintaining internal financial control based on "internal control over financial reporting criteria established by the Holding Company considering the essential components of internal control stated in the Guidance Note on Audit of Internal Financial Controls over Financial Reporting issued by the Institute of Chartered Accountants of India ('ICAI'). These responsibilities include the design, implementation and maintenance of adequate internal financial controls that were operating effectively for ensuring the orderly and efficient conduct of its business, including adherence to company's policies, the safeguarding of its assets, the prevention and detection of frauds and errors, the accuracy and completeness of the accounting records, and the timely preparation of reliable financial information, as required under the Companies Act, 2013.

Auditor's responsibility

Our responsibility is to express an opinion on the Holding Company, its Subsidiaries and joint ventures, which are Companies incorporated in India, internal financial controls over financial reporting with reference to these consolidated financial statements based on our audit.
We conducted our audit in accordance with the Guidance Note on Audit of Internal Financial Controls over Financial Reporting (the "Guidance Note") and the Standards on Auditing, issued by ICAI and prescribed under section 143(10) of the Companies Act, 2013, to the extent applicable to an audit of internal financial controls.
Those Standards and the Guidance Note require that we comply with ethical requirements and plan and perform the audit to obtain reasonable assurance about whether adequate internal financial controls over financial reporting was established and maintained and if such controls operated effectively in all material respects.

Our audit involves performing procedures to obtain audit evidence about the adequacy of the internal financial controls over financial reporting system with reference to these consolidated financial statements and their operating effectiveness. Our audit of internal financial controls over financial reporting with respect to these consolidated financial statements included obtaining an understanding of internal financial controls over financial reporting with reference to these consolidated financial statements, assessing the risk that a material weakness exists, and testing and evaluating the design and operating effectiveness of internal control based on the assessed risk. The procedures selected

depend on the auditor's judgment, including the assessment of the risks of material misstatement of the consolidated financial statements, whether due to fraud or error.

We believe that the audit evidence obtained by us and the audit evidence obtained by other auditors of the subsidiaries and its joint ventures, which are companies incorporated in India, in terms of their reports referred to in the 'Other Matter' paragraph is sufficient and appropriate to provide a basis for our audit opinion on the Holding Company's internal financial controls system with reference to these consolidated financial statements.

Meaning of internal financial control over financial reporting with reference to consolidated financial statements

A company's internal financial control over financial reporting with reference to these consolidated financial statements is a process designed to provide reasonable assurance regarding the reliability of financial reporting and the preparation of financial statements for external purposes in accordance with generally accepted accounting principles. A company's internal financial control over financial reporting includes those policies and procedures that (1) pertain to the maintenance of records that, in reasonable detail, accurately and fairly reflect the transactions and dispositions of the assets of the company; (2) provide reasonable assurance that transactions are recorded as necessary to permit preparation of financial statements in accordance with generally accepted accounting principles, and that receipts and expenditures of the company are being made only in accordance with authorizations of management and directors of the company; and (3) provide reasonable assurance regarding prevention or timely detection of unauthorized acquisition, use, or disposition of the company's assets that could have a material effect on the financial statements.

Inherent limitation of internal financial control over financial reporting with reference to consolidated financial statements

Because of the inherent limitations of internal financial controls over financial reporting with reference to these consolidated financial statements, including the possibility of collusion or improper management override of controls, material misstatements due to error or fraud may occur and not be detected. Also, projections of any evaluation of the internal financial controls over financial reporting with reference to these consolidated financial statements to future periods are subject to the risk that the internal financial control over financial reporting with reference to these consolidated financial statements may become inadequate because of changes in conditions, or that the degree of compliance with the policies or procedures may deteriorate.

Opinion

In our opinion, the Holding Company, its subsidiary companies and its joint ventures, which are companies incorporated in India, have, in all material respects, an adequate internal financial controls over financial reporting system with reference to these consolidated financial statements and such internal financial controls over financial reporting with reference to these consolidated financial statements were operating effectively as at 31st March 2021, based on the internal control over financial reporting criteria established by the Holding Company considering the essential components of internal control stated in the Guidance Note on Audit of Internal Financial Controls Over Financial Reporting issued by the Institute of Chartered Accountants of India.

Other Matters

Our aforesaid reports under Section 143(3)(i) of the Act on the adequacy and operating effectiveness of the internal financial control over financial reporting with reference to these consolidated financial statements in so far as it relates to separate financial statements of six subsidiary and two joint ventures is based on the corresponding reports of the auditors of such subsidiaries and joint venture companies incorporated in India.

For Singhi & Co.
Chartered Accountants
Firm Registration No. 302049E

(Navindra Kumar Surana)
Partner
Membership No. 053816
UDIN-21053816AAAAFN2784

Place: Kolkata
Dated: 29th June, 2021

Consolidated Balance Sheet

as at 31st March 2021

₹ In Lakhs

Particulars	Note No.	As at 31st March 2021	As at 31st March 2020
ASSETS			
(1) NON - CURRENT ASSETS			
(a) Property, Plant and Equipments	6	46,333.03	50,423.82
(b) Other Intangible Assets	7	1.12	4.27
(c) Right-of-Use -Asset	8	232.03	247.69
Goodwill on Consolidation		95.02	95.02
(d) Financial Assets			
(i) Investments	9	7,342.22	13,859.80
(ii) Loans	11	949.24	1,228.98
(iii) Other Financial Assets	15	946.28	791.51
(e) Non Current Tax Assets (Net)	16	136.81	1,655.28
(f) Other Non Current Assets	17	3,206.27	0.46
(2) Current Assets			
(a) Inventories	10	624.18	650.17
(b) Financial Assets			
(i) Investments	9	64,035.42	55,216.47
(ii) Loans	11	10,000.00	-
(iii) Trade Receivables	12	53,022.97	57,416.27
(iv) Cash and Cash Equivalents	13	7,374.52	3,648.51
(v) Bank Balances other than Cash and Cash Equivalents	14	705.82	634.96
(vi) Other Financial Assets	15	4,552.63	6,816.58
(c) Other Current Assets	17	20,703.57	15,256.82
Total Assets		**2,20,261.13**	**2,07,946.61**
EQUITY AND LIABILITIES			
EQUITY			
(a) Equity Share Capital	18	2,200.00	2,200.00
(b) Other Equity	19	1,59,424.05	1,47,446.96
(c) Non Controlling Interest		2.98	3.16
LIABILITIES			
(1) Non - Current Liabilities			
(a) Provisions	25	221.90	250.45
(b) Deferred Tax Liabilities (net)	23	11,505.46	11,281.91
(c) Other Non - Current Liabilities	24	3,852.40	4,534.09
(2) Current Liabilities			
(a) Financial Liabilities			
(i) Borrowings	20	4,000.31	-
(ii) Trade Payables due to	21		
Micro & Small Enterprise		1,738.42	2,774.26
Other than Micro & Small Enterprise		34,888.88	36,889.02
(iii) Other Financial Liabilities	22	52.64	48.35
(b) Other Current Liabilities	24	2,348.18	2,476.84
(c) Provisions	25	25.91	41.57
Total Equity & Liabilities		**2,20,261.13**	**2,07,946.61**
Significant Accounting Policies	1-5		

Accompanying Notes are integral part of the consolidated financial statements

This is the Balance Sheet referred to in our report of even date

For Singhi & Co.
Chartered Accountants
Firm's Registration No. 302049E

Navindra Kumar Surana
Partner
Membership No 053816

Place: Kolkata
Date: 29th June 2021

P. K. Lohia
Chief Financial Officer

N. Brahma
Company Secretary
Membership No A-11652

P. P. Gupta
Managing Director
DIN: 00055954

S.N. Roy
Director
DIN: 00408742

Statement of Consolidated Profit and Loss

for the year ended 31st March 2021

₹ In Lakhs

Particulars	Note No.	Year ended 31st March 2021	Year ended 31st March 2020
I Revenue from Operations	26	88,922.86	87,616.61
II Other Income	27	6,685.45	4,651.45
III Total Income (I + II)		**95,608.31**	**92,268.06**
IV Expenses			
Material & Stores	28	56,903.47	54,525.21
Changes in Inventories of Finished Goods, Stock - in - Trade and Work - in - Progress	29	25.98	1,242.21
Employee Benefit Expenses	30	3,331.65	3,966.19
Finance Costs	31	784.58	612.06
Depreciation and Amortisation Expenses	32	4,114.90	4,156.22
Other Expenses	33	7,054.20	6,267.86
Total Expenses		**72,214.78**	**70,769.75**
V Profit / (loss) before exceptional items and tax (III - IV)		**23,393.53**	**21,498.31**
VI Exceptional items		-	-
Profit / (Loss) after exceptional items		**23,393.53**	**21,498.31**
Share of Profit / (Loss) of Associates		**(184.17)**	**144.21**
VII Profit / (loss) before tax (V + VI)		**23,209.36**	**21,642.52**
VIII Tax Expense	34		
(1) Current tax		4,926.64	4,708.09
(2) Deferred tax		105.08	(978.80)
(3) TAX related to earlier years		(0.12)	3.56
		5,031.60	**3,732.85**
IX Profit / (loss) for the year (VII - VIII)		**18,177.76**	**17,909.67**
X Other comprehensive income			
A Items that will not be reclassified to statement of profit & loss.			
(i) Changes in fair value of equity investments		520.40	(0.53)
(ii) Remeasurement of defined benefit obligation		(2.93)	150.45
(iii) Income tax related to above items		(118.33)	(37.87)
Other comprehensive income for the year		**399.14**	**112.05**
XI Total comprehensive income for the year (IX + X)		**18,576.90**	**18,021.72**
Profit/(Loss) attributable to			
Owners of the Company		18,177.94	17,909.84
Non-Controlling Interest		(0.18)	(0.17)
Other comprehensive income attributable to			
Owners of the Company		399.14	112.05
Non-Controlling Interest		-	-
Total comprehensive income attributable to			
Owners of the Company		18,577.08	18,021.89
Non-Controlling Interest		(0.18)	(0.17)
XII Earnings per equity share			
(1) Basic		16.53	16.26
(2) Diluted		16.53	16.26
Significant Accounting Policies	1-5		

Accompanying Notes are integral part of the consolidated financial statements

This is the Statement of Profit & Loss referred to in our report of even date

For Singhi & Co.
Chartered Accountants
Firm's Registration No. 302049E

Navindra Kumar Surana
Partner
Membership No 053816

Place: Kolkata
Date: 29th June 2021

P. K. Lohia
Chief Financial Officer

N. Brahma
Company Secretary
Membership No A-11652

P. P. Gupta
Managing Director
DIN: 00055954

S.N. Roy
Director
DIN: 00408742

Consolidated Cash Flow Statement

for the year ended 31st March 2021

₹ In Lakhs

Particulars	As at 31st March 2021	As at 31st March 2020
A. CASH FLOW FROM OPERATING ACTIVITIES:		
Net Profit before tax and extraordinary items	**23,393.53**	**21,498.31**
Adjustments for:		
Depreciation	4,114.90	4,156.22
(Profit)/Loss on Sale of fixed assets	-	(1.15)
Interest Income	(1,157.05)	(2,139.81)
Profit on Sale of Investments	(2,970.94)	(2,510.47)
Dividend Income	(2,308.13)	-
Interest Expenses	784.58	612.07
Operating Profit before Working Capital Changes	**21,856.89**	**21,615.17**
Adjustments for:		
Trade and other receivables	(2,048.18)	(10,483.79)
Inventories	25.99	1,242.21
Trade and other Payables	(3,890.55)	4,771.77
Cash generated from operations	**15,944.16**	**17,145.36**
Direct taxes paid (net of refunds)	(3,407.92)	(5,992.15)
Cash Flow before Extraordinary items	**12,536.24**	**11,153.21**
Extraordinary Items	-	-
Net Cash flow from Operating Activities	**12,536.24**	**11,153.21**
B. CASH FLOW FROM INVESTING ACTIVITIES:		
Purchase of Fixed Assets	(5.30)	(57.73)
Sale of Fixed Assets	-	1.64
(Purchase)/Sale in Investments (Net)	(5,551.63)	(4,405.12)
(Purchase)/Sale in Investments in Equity shares of Joint Venture Companies	6,557.44	(3,942.06)
Fixed Deposit made (Net)	(100.61)	(341.45)
Refund/(Payment) of Loan (Net)*	-	10,000.00
Loan refunded by Joint Venture Company	479.74	
Loan given to Joint Venture Company	(200.00)	(60.00)
Interest Income	1,086.28	2,590.01
Payment of Security	(10,000.00)	-
Dividend Income	2,308.13	-
Net Cash Used in Investing Activities	**(5,425.95)**	**3,785.29**

Consolidated Cash Flow Statement

for the year ended 31st March 2021

₹ In Lakhs

Particulars	As at 31st March 2021	As at 31st March 2020
C. CASH FLOW FROM FINANCING ACTIVITIES		
Proceeds/(Repayment) of Borrowings (Net)	4,000.31	(4,448.48)
Interest Paid	(784.58)	(658.04)
Dividend Paid	(6,600.00)	-
Share Buyback	-	(10,959.98)
Net Cash used in Financing activities	**(3,384.27)**	**(16,066.50)**
Net Increase / (Decrease) in Cash & Cash Equivalents (A+B+C)	**3,726.01**	**(1,128.00)**
Opening Balance of Cash & Cash Equivalents	3,648.51	4,776.51
Closing Balance of Cash & cash equivalents	**7,374.52**	**3,648.51**
Closing Balance of Cash & cash equivalents denotes		
Balances with banks		
Current Accounts	7,365.21	3,628.31
Cash on hand	9.31	20.20
	7,374.52	**3,648.51**

* Refer note no 42

D. Previous Year's figures have been re-grouped and re-arranged wherever considered necessary.

E. This Cash Flow Statement has been prepared under the indirect method set out in Ind AS - 7 'Statement of Cash Flows'.

F. Ind AS 7 require the entities to provide disclosures that enable users of financial statements to evaluate changes in liabilities arising from financing activities, including both changes arising from cash flows and non-cash changes, suggesting inclusion of a reconciliation between the opening and closing balances in the Balance Sheet for liabilities arising from financing activities, to meet the disclosure requirement (Refer Note No. 20).

For Singhi & Co.
Chartered Accountants
Firm's Registration No. 302049E

Navindra Kumar Surana
Partner
Membership No 053816

P. K. Lohia
Chief Financial Officer

N. Brahma
Company Secretary
Membership No A-11652

P. P. Gupta
Managing Director
DIN: 00055954

S.N. Roy
Director
DIN: 00408742

Place: Kolkata
Date: 29th June 2021

Consolidated Statement of Changes in Equity

for the year ended 31st March 2021

A. EQUITY SHARE CAPITAL

Particulars	₹ In Lakhs
As at 1st April 2019	**2,253.65**
Shares cancelled on account of buyback of shares	(53.65)
As at 31st March 2020	**2,200.00**
Changes in equity share capital during the year	**-**
As at 31st March 2021	**2,200.00**

B. OTHER EQUITY

₹ In Lakhs

Particulars	Reserves and Surplus					Other comprehensive income		Total
	Capital Reserve	Capital Redemption Reserve	Securities Premium Account	General Reserve	Retained Earnings	Equity instruments Fair Value	Remeasurement of net defined benefit plans	
As at 1st April 2019	**1,572.66**	**-**	**10,183.55**	**99,969.14**	**28,759.85**	**(3.97)**	**(111.97)**	**1,40,369.26**
Transfer to General Reserve	-	-	-	15,000.00	(15,000.00)	-	-	-
Utilised on Account of buyback of shares	-	-	(10,183.55)	(760.64)	-	-	-	(10,944.19)
Buyback of equity shares	-	53.65	-	-	(53.65)	-	-	-
Equity instruments through Other Comprehensive Income	-	-	-	-	-	(0.53)	-	(0.53)
Remeasurement of defined benefit obligation	-	-	-	-	-	-	150.45	150.45
Tax effect on Other Comprehensive income	-	-	-	-	-	-	(37.87)	(37.87)
Transferred of OCI-Remeasurement of defined benefit obligations to Retained Earnings		-			0.61		(0.61)	-
Total profit for the year	-	-	-	-	17,909.84			17,909.84
As at 31st March 2020	**1,572.66**	**53.65**	**-**	**1,14,208.50**	**31,616.65**	**(4.50)**	**-**	**1,47,446.96**

Consolidated Statement of Changes in Equity

for the year ended 31st March 2021

₹ In Lakhs

Particulars	Reserves and Surplus					Other comprehensive income		Total
	Capital Reserve	Capital Redemption Reserve	Securities Premium Account	General Reserve	Retained Earnings	Equity instruments Fair Value	Remeasurement of net defined benefit plans	
Transfer to General Reserve	-	-	-	12,000.00	(12,000.00)	-	-	-
Interim Dividend Paid	-	-	-	-	(6,600.00)	-	-	(6,600.00)
Buyback of equity shares	-	-	-	-	-	-	-	-
Equity instruments through Other Comprehensive Income	-	-	-	-	-	520.40	-	520.40
Remeasurement of defined benefit obligation	-	-	-	-		-	(2.93)	(2.93)
Tax effect on Other Comprehensive income	-	-	-	-		(119.07)	0.74	(118.33)
Transferred of OCI-Remeasurement of defined benefit obligations to Retained Earnings		-			(2.19)		2.19	-
Total profit for the year	-	-	-	-	18,177.94			18,177.94
As at 31st March 2021	**1,572.66**	**53.65**	**-**	**1,26,208.50**	**31,192.40**	**396.84**	**-**	**1,59,424.05**

Significant Accounting Policies Note 1-5

Accompanying Notes are integral part of the consolidated financial statements

This is the Statement of Changes in Equity referred to in our report of even date

For Singhi & Co.
Chartered Accountants
Firm's Registration No. 302049E

Navindra Kumar Surana
Partner
Membership No 053816

P. K. Lohia
Chief Financial Officer

N. Brahma
Company Secretary
Membership No A-11652

P. P. Gupta
Managing Director
DIN: 00055954

S.N. Roy
Director
DIN: 00408742

Place: Kolkata
Date: 29th June 2020

Notes

to the Consolidated Financial Statements for the year ended 31st March 2021

SIGNIFICANT ACCOUNTING POLICIES:

1. COMPANY OVERVIEW

Techno Electric & Engineering Company Limited (The Parent Company) is a recognized company in the power sector. It provides engineering, procurement and construction services to the three segments of power sector including generation, transmission and distribution. The Company is also engaged in generation of wind power through Wind Turbine Generators in the states of Tamil Nadu & Karnataka. The Company is recognized for its expertise in the domains of light construction and heavy engineering segments across the country's power sector. The Company is a public limited company incorporated and domiciled in India and has its registered office at C-218 Ground Floor (GR-2) Sector-63, Noida Gautam Buddha Nagar Uttar Pradesh- 201307, India.

Under the Companies Act, Group is defined as parent, subsidiaries, joint ventures and associates. For the purpose of these financial statements, the aforesaid definition under Companies Act, 2013 has been considered.

The financial statements are approved for issue by the Company's Board of Directors on 29th June, 2021.

2. BASIS OF PREPARATION

a. Statement of Compliance

These financial statements have been prepared in accordance with the Indian Accounting Standards ("Ind AS") as prescribed by Ministry of Corporate Affairs pursuant to Section 133 of the Companies Act, 2013 ("the Act"), read with the Companies (Indian Accounting Standards) Rules, 2015 (as amended), guidelines issued by the Securities and Exchange Board of India (SEBI), other relevant provisions of the Act and other accounting principles generally accepted in India.

Ministry of Corporate Affairs on July 24, 2020 notified the Companies (Indian Accounting Standards) Amendment Rules, 2020, thereby amending the Rules of 2015. The amendment introduces following changes to the Rules. The Group has applied the following New Indian accounting standards and its amendment for the first time for annual reporting period commencing 1st April, 2020:

i) IND AS 103- Business Combination: Have defined "business" in more detail, an optional test to identify concentration of fair value, element of Businesses and Assessing whether an acquired process is substantive.

ii) IND AS 107 - Disclosures to be made in respect of financial instruments: Introducing a provision specifying the disclosures to be made where there is uncertainty due to Interest Rate Benchmark Reform.

iii) IND AS 109 - Financial reporting of financial assets and financial liabilities: Providing detailed provisions for temporary exceptions from applying specific hedge accounting requirements and transition for hedge accounting.

iv) IND AS 116 -Accounting for Leases: Related Rent concession- a clarification has been provided on accounting of Rent concessions, whether to treat as a lease modifications or not.

v) IND AS 1 & 8 - Presentation of Financial Statements and Accounting Policies, Changes in Accounting Estimates and Errors: Changes have been made to the definition of 'material' in relation to material information.

Notes

to the Consolidated Financial Statements for the year ended 31st March 2021

vi) IND AS 10 - Events after the Reporting Period: Apart from disclosure of non-adjusting event, the disclosure of an estimate of its financial effect should be made, or a statement that such an estimate cannot be made.

vii) Ind AS 34 (Interim Financial Reporting): Consequential of the above amendments.

viii) IND AS 37 -Provisions, Contingent Liabilities and Contingent Assets: Clarification on accounting for restructuring plans.

The amendments listed above did not have any impact on the amounts recognized in prior periods and are not expected to significantly affect the current and future periods.

Accounting policies have been consistently applied except where a newly issued accounting standard is initially adopted or a revision to an existing accounting standard requires a change in the accounting policy hitherto in use.

b. Basis of Measurement

The financial statements have been prepared on a historical cost convention, on accrual basis, except for following assets and liabilities which have been measured at fair value:

- Financial Instruments
- Defined Benefit Obligations

Historical cost is generally based on fair value of consideration given in exchange of goods and services.

Fair value is the price that would be received to sell an asset or paid to transfer a liability in an orderly transaction between market participants at the measurement date. The fair value measurement is based on the presumption that the transaction to sell the asset or transfer the liability takes place either:

- In the principal market for the asset or liability, or
- In the absence of a principal market, in the most advantageous market for the asset or liability

Accounting policies have been consistently applied except where a newly issued accounting standard is initially adopted or a revision to an existing accounting standard requires a change in the accounting policy hitherto in use.

3. FUNCTIONAL & PRESENTATION CURRENCY

These Financial statements are presented in Indian Rupees (INR) which is also the company's functional currency and all amounts are rounded to the nearest lakhs and two decimals thereof, except as stated otherwise.

4. USE OF ESTIMATES

The preparation of the financial statements in conformity with Ind AS requires management to make estimates, judgments and assumptions. These estimates, judgments and assumptions affect the application of accounting policies and the reported amounts of assets and liabilities, the disclosures of contingent assets and contingent liabilities at the date of the financial statements and reported amounts of revenues and expenses during the period. Application of accounting policies that require critical accounting estimates involving complex and subjective judgments and the use of assumptions in these financial statements have been disclosed in note 5.19. Accounting estimates could change from period to period. Actual results could differ

Notes

to the Consolidated Financial Statements for the year ended 31st March 2021

from those estimates. Appropriate changes in estimates are made as management becomes aware of changes in circumstances surrounding the estimates. Changes in estimates are reflected in the financial statements in the period in which changes are made and, if material, their effects are disclosed in the notes to the financial statements.

5. SIGNIFICANT ACCOUNTING POLICIES

5.1. Basis of consolidation

The Consolidated Financial Statements relate to the Company Techno Electric & Engineering Company Limited (Formerly Simran Wind Project Limited) and its subsidiaries - Techno Digital Infra Private Limited (Formerly Techno Clean Energy Private Limited), Techno Green Energy Private Limited, Techno Wind Power Private Limited, Techno Infra Developers Private Limited, Rajgarh Agro Products Ltd., Techno Power Grid Company Ltd. and joint venture Jhajjar KT Transco Private Limited (ceased to be Joint Venture w.e.f. 28-09-2020) and Kohima-Mariani Transmission Company Limited.

The proportion of ownership interest in each subsidiary, associate & joint venture is as follows:

Name of the Company	Relation with TEECL	Country of Incorporation	Place of Operation	Proportion of ownership interest as at 31st March, 2021 (holding along with nominee)
Techno Infra Developers Private Limited	Subsidiary Company	India	India	100.00%
Techno Digital Infra Private Limited	Subsidiary Company	India	India	100.00%
Techno Green Energy Private Limited	Subsidiary Company	India	India	100.00%
Techno Wind Power Private Limited	Subsidiary Company	India	India	100.00%
Rajgarh Agro Products Ltd**	Subsidiary Company	India	India	96.10%
Techno Power Grid Company Limited	Subsidiary Company	India	India	100.00%
Jhajjar KT Transco Pvt. Limited*	Joint Venture	India	India	-
Kohima-Mariani Transmission Company Limited	Joint Venture	India	India	26.00%

* Ceased to be JV w.e.f. 28-09-2020

**The subsidiary is not material to the Group, therefore information above the non-wholly owned subsidiary are not disclosed separately.

Notes

to the Consolidated Financial Statements for the year ended 31st March 2021

The consolidated financial Statements have been prepared on the following basis:

The Financial Statements of the Company and its Subsidiary Companies are combined on a line by line basis by adding together the book values of like items of assets, liabilities, income and expenses after fully eliminating intra-group balances and intra-group transactions resulting in unrealised profits or losses in accordance with Ind AS 110 - 'Consolidated Financial Statements' notified under section 133 of the Companies Act, 2013.

Interest in associates and joint ventures are consolidated using equity method as per Ind AS 28 – Investment in Associates and Joint Ventures. Under the equity method, post-acquisition attributable profit/losses are adjusted in the carrying value of investment upto the Group investment in the joint venture and associate.

The Consolidated Financial Statements are prepared using uniform accounting policies for like transactions except in cases stated in Accounting Policies and other events in similar circumstances and are presented to the extent possible, in the same manner as the Company's separate Financial Statements except as otherwise stated in Notes to the Accounts.

The difference between the cost of investment in the Subsidiary companies, over the net assets at the time of acquisition of shares in the Subsidiary Companies are recognized in the Financial Statements as Goodwill.

Minority Interest's share of net assets of consolidated subsidiaries are identified and presented in the consolidated balance sheet separate from liabilities and equity of the Company's shareholders.

Any excess/short of the amount of investment in an associate over the parent's portion of equity of the associate, at the date of investment is considered as goodwill/capital reserve and has been included in carrying amount of investment and disclosed separately. The carrying amount of investment is adjusted thereafter for the post acquisition changes in the share of net asset of associates.

5.2. Property, Plant and Equipment

Property, Plant and Equipment are carried at cost less accumulated depreciation and accumulated impairment losses, if any. Cost includes purchase price, non-refundable taxes, directly attributable cost (including borrowings) of bringing the assets to its working conditions and locations and present value of any obligatory decommissioning cost for its intended use.

In case of constructed assets, cost includes cost of all materials used in construction, direct labour, allocation overheads and directly attributable borrowing cost.

Assets are depreciated to the residual values on a straight-line basis over the useful life prescribed in Schedule II to the Companies Act, 2013 except Office equipment and Furniture & Fixture which are depreciated on written down value method. Freehold land is not depreciated.

Depreciation on Wind Mills are calculated on the basis of useful life of 20 years based on technical advice as against 22 years in Schedule II to the Companies Act 2013 on straight line method.

The residual values and estimated useful life are reviewed at the end of each financial year, with effect of any changes in estimate accounted for on prospective basis. Each component of a Property

Notes

to the Consolidated Financial Statements for the year ended 31st March 2021

Plant and Equipment with a cost that is significant in relation to the total cost of that item is depreciated separately if its useful life differs from the other component of assets. The useful life of the items of PPE estimated by the management for the current and comparative period are in line with the useful life as per Schedule II of the Companies Act, 2013.

5.3. Intangible Assets

Identifiable intangible assets are recognised:-

a) when the Company controls the asset,

b) It is probable that future economic benefits attributed to the asset will flow to the Company and

c) The cost of the asset can be reliably measured.

Computer software are capitalised at the amounts paid to acquire the respective license for use and are amortised over the useful life prescribed in Schedule II to the Companies Act, 2013 on straight line basis.

5.4. Cash and Cash Equivalents

Cash and cash equivalents includes cash in hand and at bank, deposits held at call with banks, other short-term highly liquid investments with original maturities of three months or less that are readily convertible to a known amount of cash and are subject to an insignificant risk of changes in value and are held for the purpose of meeting short-term cash commitments.

For the purpose of the Statement of Cash Flows, cash and cash equivalents consists of cash and short term deposits, as defined above, net of outstanding bank overdraft as they being considered as integral part of the Company's cash management.

5.5. Inventories

Inventories are valued at the lower of cost and net realizable value except scrap, which is valued at net realizable value. Net realisable value is the estimated selling price in the ordinary course of business, less estimated costs of completion and the estimated costs necessary to make the sale. The cost of inventories comprises of cost of purchase, cost of conversion and other costs incurred in bringing the inventories to their respective present location and condition. Cost is determined using the weighted average cost basis.

However materials and other supplies held in the use of production of Inventories (Finished Goods, Work In Progress) are not written down below the cost if the finished products in which they will be used are expected to be sold at or above the cost.

5.6. Leases

The Group as lessor

Leases for which the Group is a lessor are classified as finance or operating leases. Whenever the terms of the lease transfer substantially all the risks and rewards of ownership to the lessee, the contract is classified as finance lease. All other leases are classified as operating leases. Rental income from operating leases is recognised on a straight-line basis over the term of the relevant lease. Initial direct costs incurred in negotiating and arranging an operating lease are added to the carrying amount of the leased asset and recognised on a straight-line basis over the lease term.

The Group as lessee

The Group assesses whether a contract is or contains a lease, at inception of the contract. The Group recognises a right-of-use asset and a corresponding lease liability with respect to all lease arrangements in which it is the lessee, except for short-term leases (defined as leases with a lease term of 12 months or less) and leases of low value assets. For these leases, the Group recognises the lease payments as

Notes

to the Consolidated Financial Statements for the year ended 31st March 2021

an operating expense on a straight-line basis over the lease term, unless another systematic basis is more representative of the time pattern in which economic benefits from the leased assets are consumed. Contingent and variable rentals are recognized as expense in the periods in which they are incurred.

Lease Liability

The lease payments that are not paid at the commencement date are discounted using the interest rate implicit in the lease. If that rate cannot be readily determined, which is generally the case for leases in the Group, the lessee's incremental borrowing rate is used, being the rate that the individual lessee would have to pay to borrow the funds necessary to obtain an asset of similar value to the right-of-use asset in a similar economic environment with similar terms, security and conditions.

Lease payments included in the measurement of the lease liability comprise:

a. Fixed lease payments (including in-substance fixed payments) payable during the lease term and under reasonably certain extension options, less any lease incentives;.

b. Variable lease payments that depend on an index or rate, initially measured using the index or rate at the commencement date;

c. The amount expected to be payable by the lessee under residual value guarantees;

d. The exercise price of purchase options, if the lessee is reasonably certain to exercise the options; and

e. Payments of penalties for terminating the lease, if the lease term reflects the exercise of an option to terminate the lease.

The lease liability is presented as a separate line in the Balance Sheet.

The lease liability is subsequently measured by increasing the carrying amount to reflect interest on the lease liability (using the effective interest method) and by reducing the carrying amount to reflect the lease payments made.

The Group remeasures the lease liability (and makes a corresponding adjustment to the related right-of-use asset) whenever:

a. The lease term has changed or there is a change in the assessment of exercise of a purchase option, in which case the lease liability is remeasured by discounting the revised lease payments using a revised discount rate.

b. A lease contract is modified and the lease modification is not accounted for as a separate lease, in which case the lease liability is remeasured by discounting the revised lease payments using a revised discount rate.

Right of Use (ROU) Assets

The ROU assets comprise the initial measurement of the corresponding lease liability, lease payments made at or before the commencement day and any initial direct costs. They are subsequently measured at cost less accumulated depreciation and impairment losses.

Whenever the company incurs an obligation for costs to dismantle and remove a leased asset, restore the site on which it is located or restore the underlying asset

Notes

to the Consolidated Financial Statements for the year ended 31st March 2021

to the condition required by the terms and conditions of the lease, a provision is recognised and measured under Ind AS 37- Provisions, Contingent Liabilities and Contingent Assets. The costs are included in the related right of-use asset.

ROU assets are depreciated over the shorter period of the lease term and useful life of the underlying asset. If the company is reasonably certain to exercise a purchase option, the right-of use asset is depreciated over the underlying asset's useful life. The depreciation starts at the commencement date of the lease.

The ROU assets are not presented as a separate line in the Balance Sheet but presented below similar owned assets as a separate line in the PPE note under "Notes forming part of the Financial Statement".

The Group applies Ind AS 36- Impairment of Assets to determine whether a right-of-use asset is impaired and accounts for any identified impairment loss as per its accounting policy on 'property, plant and equipment'.

As a practical expedient, Ind AS 116 permits a lessee not to separate non-lease components when bifurcation of the payments is not available between the two components, and instead account for any lease and associated non-lease components as a single arrangement. The Company has used this practical expedient.

Extension and termination options are included in many of the leases. In determining the lease term the management considers all facts and circumstances that create an economic incentive to exercise an extension option, or not exercise a termination option.

5.7. Employee Benefits

a] Short term employee benefits are recognized as an expense in the Statement of Profit and Loss of the year in which the related services are rendered.

b] Compensated absence is accounted for using the projected unit credit method, on the basis of actuarial valuations carried out by third party actuaries at each Balance Sheet date. Actuarial gains and losses arising from experience adjustments and changes in actuarial assumptions are charged or credited to profit and loss in the period in which they arise.

c] Contribution to Provident Fund, a defined contribution plan, is made in accordance with the statute, and is recognized as an expense in the year in which employees have rendered services.

d] The cost of providing gratuity, a defined benefit plan, is determined using the Projected Unit Credit Method, on the basis of actuarial valuations carried out by third party actuaries at each Balance Sheet date. Actuarial gains and losses arising from experience adjustments and changes in actuarial assumptions are charged or credited to other comprehensive income in the period in which they arise. Other costs are accounted in statement of profit and loss.

The Company operates a defined benefit plan for gratuity, which requires contributions to be made to a separately administered fund. The fund is managed by a trust. The trust has appointed an insurance company to manage the funds of the trust. These benefits are fully funded.

5.8. Foreign Currency Reinstatement and Translation

Transactions in foreign currency are initially recorded by the Company at rates

Notes

to the Consolidated Financial Statements for the year ended 31st March 2021

prevailing at the date of the transaction. Subsequently monetary items are translated at closing exchange rates of balance sheet date and the resulting exchange difference recognized in statement of profit and loss. Differences arising on settlement of monetary items are also recognized in profit or loss.

Non-monetary items that are measured in terms of historical cost in a foreign currency are translated using the exchange rates at the dates of the transaction.

5.9. Financial instruments - Initial Recognition, Subsequent Measurement and Impairment

i. Initial recognition and measurement

The Company recognizes financial assets and financial liabilities when it becomes a party to the contractual provisions of the instrument. All financial assets and liabilities are recognized at fair value on initial recognition, except for trade receivables which are initially measured at transaction price. Transaction costs that are directly attributable to the acquisition or issue of financial assets and financial liabilities that are not at fair value through profit or loss are added to the fair value on initial recognition. Regular purchase and sale of financial assets are accounted for at trade date.

ii. Subsequent Measurement

Non-Derivative Financial Instruments

A. Financial Assets

a) Financial assets carried at amortised cost

A financial asset is subsequently measured at amortized cost if it is held within a business model whose objective is to hold the asset in order to collect contractual cash flowsand the contractual terms of the financial asset give rise on specified dates to cash flows that are solely payments of principal and interest on the principal amount outstanding.

b) Financial assets at fair value through other comprehensive income

A financial asset is subsequently measured at fair value through other comprehensive income if it is held within a business model whose objective is achieved by both collecting contractual cash flows and selling financial assets and the contractual terms of the financial asset give rise on specified dates to cash flows that are solely payments of principal and interest on the principal amount outstanding. The Company has made an irrevocable election for its investments which are classified as equity instruments to present the subsequent changes in fair value in other comprehensive income based on its business model.

c) Financial assets at fair value through profit and loss

A financial asset which is not classified in any of the above categories are subsequently fair valued through statement of profit and loss.

B. Financial Liabilities

i. Initial recognition and measurement

Financial liabilities are initially measured at fair value. Transaction costs that are directly attributable to the acquisition or issue of financial liabilities (other than liabilities through profit and loss) are added to or deducted from the fair value measured on initial recognition of the financial liabilities.

Notes

to the Consolidated Financial Statements for the year ended 31st March 2021

ii. Subsequent measurement

The measurement of financial liabilities depends on their classification, as described below:

a) Financial liabilities at fair value through profit or loss

Financial liabilities at fair value through profit or loss include financial liabilities held for trading and financial liabilities designated upon initial recognition at fair value through profit or loss. Financial liabilities are classified as held for trading if they are incurred for the purpose of repurchasing in the near term.

Gains or losses on liabilities held for trading are recognized in the statement of profit or loss.

b) De-recognition of financial instruments

The company derecognizes a financial asset when the contractual rights to the cash flows from the financial asset expire or it transfers the financial asset and the transfer qualifies for de-recognition under Ind AS 109 – 'Financial Instruments'. A financial liability (or a part of a financial liability) is derecognized from the Company's Balance Sheet when the obligation specified in the contract is discharged or cancelled or expires.

c) Impairment of financial assets

In accordance with Ind AS 109, the Company applies Expected Credit Loss (ECL) model for measurement and recognition of impairment loss on the Trade receivables or any contractual right to receive cash or other financial asset that result from transactions that are within the scope of Ind-AS 11 and Ind-AS 18. ECL is the difference between all contractual cash flows that are due to the Company in accordance with the contract and all the cash flows that the entity expects to receive (i.e., all cash shortfalls), discounted at the original EIR.

5.10. Borrowing costs

Borrowing costs specifically relating to the acquisition or construction of qualifying assets that necessarily takes a substantial period of time to get ready for its intended use are capitalized (net of income on temporarily deployment of funds) as part of the cost of such assets. Borrowing costs consist of interest and other costs that the Company incurs in connection with the borrowing of funds.

All other borrowing costs are expensed in the period in which they occur.

5.11. Taxation

Income tax expense represents the sum of current and deferred tax. Tax is recognized in the Statement of Profit and Loss, except to the extent that it relates to items recognized directly in equity or other comprehensive income, in such cases the tax is also recognized directly in equity or in other comprehensive income. Any subsequent change in direct tax on items initially recognized in equity or other comprehensive income is also recognized in equity or other comprehensive income and such change could be for change in tax rate.

i. Current Tax

Current tax provision is computed for Income calculated after considering allowances and exemptions under the provisions of the applicable Income Tax Laws. Management periodically evaluates positions taken in the tax returns with respect to situations in which applicable tax regulations are subject to interpretation and establishes provisions where appropriate.

Notes

to the Consolidated Financial Statements for the year ended 31st March 2021

ii. Deferred Tax

Deferred tax is recognized on differences between the carrying amounts of assets and liabilities in the Balance sheet and the corresponding tax bases used in the computation of taxable profit and are accounted for using the liability method. Deferred tax liabilities are generally recognized for all taxable temporary differences. Deferred tax assets are generally recognized for all deductible temporary differences, carry forward tax losses and allowances to the extent that it is probable that future taxable profits will be available against which those deductible temporary differences, carry forward tax losses and allowances can be utilized. Deferred tax assets and liabilities are measured at the applicable tax rates. Deferred tax assets and deferred tax liabilities are off set, and presented as net.

The carrying amount of deferred tax assets is reviewed at each balance sheet date and reduced to the extent that it is no longer probable that sufficient taxable profits will be available against which the temporary differences can be utilized.

Deferred tax assets and liabilities are measured at the tax rates that are expected to apply in the year when the asset is realized or the liability is settled, based on tax rates (and tax laws) that have been enacted or substantively enacted at the reporting date.

Deferred tax relating to items recognized outside profit or loss is recognized outside profit or loss (either in other comprehensive income or in equity). Deferred tax items are recognized in correlation to the underlying transaction either in OCI or directly in equity.

Deferred tax assets and deferred tax liabilities are offset if a legally enforceable right exists to set off current tax assets against current tax liabilities and the deferred taxes relate to the same taxable entity and the same taxation authority.

iii. Minimum Alternate Tax

MAT Credit is recognized as an asset only when and to the extent there is convincing evidence that the Company will pay normal Income Tax during the specified period. In the year in which the Minimum Alternate Tax (MAT) credit becomes eligible to be recognized as an asset. The said asset is created by way of credit to the Statement of Profit and Loss and shown as MAT credit entitlement. The Company reviews the same at each Balance Sheet date and writes down the carrying amount of MAT entitlement to the extent there is no longer convincing evidence to the effect that Company will pay normal Income Tax during the specified period.

5.12. Revenue recognition and other income

The Company earns revenue primarily from sale of goods. It also earns revenue from its Construction Projects which includes Engineering, & Construction services and from Power Generation..

Ind AS 115 "Revenue from Contracts with Customers", that replaces Ind AS 18 "Revenue" and Ind AS 11 "Construction Contracts" and related interpretations, introduce one single new model for recognition of revenue which includes a 5-step approach and detailed guidelines. Among other, such guidelines are on allocation of revenue to performance obligations within multi-element arrangements, measurement and recognition of variable consideration and the timing of revenue recognition.

The Company considers the terms of the contract in determining the transaction price.

Notes

to the Consolidated Financial Statements for the year ended 31st March 2021

The transaction price is based upon the amount the entity expects to be entitled to in exchange for transferring of promised goods and services to the customer after deducting incentive programs, included but not limited to discounts, volume rebates etc.

a) Revenue from sale of goods and services

Revenue from sale of goods is recognized at the point in time when control of the goods is transferred to the customer, which generally coincides with the delivery of goods to customers. Revenue from services are recognized when services are rendered.

b) Revenue from construction contracts

Performance obligations with reference to construction contracts are satisfied over the period of time, and accordingly, revenue from such contracts is recognized based on progress of performance determined using input method with reference to the cost incurred on contract and their estimated total costs. Variation in contract work and other claims are included to the extent that the amount can be measured reliably and its receipt is considered probable.

Estimates of revenue and costs are reviewed periodically and revised, wherever circumstances change, resulting increases or decreases in revenue determination, is recognized in the period in which estimates are revised.

c) Revenue from Power Generation

Power generation income is recognized on the basis of units of power generated, net of wheeling and transmission loss, as applicable, when no significant uncertainty as to the measurability or collectability exists.

Renewal Energy Certificate Income is accounted on accrual basis at the rate sold at the Power Exchanges. At the year-end Renewal Energy Certificate Income is recognised at the minimum floor price specified by the Central Regulator of CERC / last traded price at the exchange.

d) Generation Based Inventive

Generation based Incentive is recognized on accrual basis i.e. on the basis of units of power generated, as referred above for which necessary claims have been lodged / is in the process of being lodged with the concerned authorities.

e) Contract Assets

Contract assets are recognised when there is excess of revenue earned over billings on contracts. Unbilled receivables where further subsequent performance obligation is pending are classified as contract assets when the company does not have unconditional right to receive cash as per contractual terms. Revenue recognition for fixed price development contracts is based on percentage of completion method. Invoicing to the clients is based on milestones as defined in the contract. This would result in the timing of revenue recognition being different from the timing of billing the customers. Unbilled revenue for fixed price development contracts is classified as non-financial asset as the contractual right to consideration is dependent on completion of contractual milestones.

f) Impairment of Contract asset

The Company assesses a contract asset for impairment in accordance with Ind AS 109. An impairment of a contract asset is measured, presented and disclosed on the same basis as a financial asset that is within the scope of Ind AS 109.

g) Contract Liability

Contract Liability is recognised when there are billings in excess of revenues and it also includes consideration received from customers for whom the company has pending obligation to transfer goods or services.

The billing schedules agreed with customers include periodic performance based payments and / or milestone based progress payments. Invoices are payable within contractually agreed credit period.

h) Modification in contract

Contracts are subject to modification to account for changes in contract specification and requirements. The Company reviews modification to contract in conjunction with the original contract, basis which the transaction price could be allocated to a new performance obligation, or transaction price of an existing obligation could undergo a change. In the event transaction price is revised for existing obligation, a cumulative adjustment is accounted for.

The Company disaggregates revenue from contracts with customers by industry verticals, geography and nature of goods or services.

i) Interest and Dividend Income

Interest

Interest income is recognized on a time proportion basis taking into account the amount outstanding and the rate applicable.

Dividend

Dividend income is recognized when the Company's right to receive the amount has been established.

5.13. Dividend Distribution

Annual dividend distribution to the shareholders is recognized as a liability in the period in which the dividends are approved by the shareholders. Any interim dividend paid is recognized on approval by Board of Directors. Dividend payable is recognized directly in equity.

5.14. Earnings per share

Earnings per Share (EPS) is calculated by dividing the net profit or loss after tax for the year attributable to equity shareholders by the weighted average number of equity shares outstanding during the period. For the purpose of calculating diluted earnings per share, the net profit or loss after tax for the period attributable to equity shareholders and the weighted average number of shares outstanding during the period are adjusted for the effects of all dilutive potential equity shares.

5.15. Provisions and contingencies

a) Provisions

Provisions are recognized when the Company has a present obligation (legal or constructive) as a result of a past event and it is probable that an outflow of resources embodying economic benefits will be required to settle the obligation and a reliable estimate can be made of the amount of the obligation. Provisions are not discounted to their present value and are determined based on best estimate required to settle the obligation at the Balance Sheet date. Provisions are reviewed at each balance sheet date and are adjusted to reflect the current best estimate.

b) Contingent Liabilities

Contingent liabilities are disclosed when there is a possible obligation arising from past events, the existence of which will be confirmed only by the occurrence or non-occurrence of one or more uncertain future events not wholly within the control of the Company or a present obligation that arises from past events where it is either not probable that an outflow of resources will be required to settle or a reliable estimate of the amount cannot be made.

Notes

to the Consolidated Financial Statements for the year ended 31st March 2021

Notes

to the Consolidated Financial Statements for the year ended 31st March 2021

c) Contingent Assets

Contingent assets usually arise from unplanned or other unexpected events that give rise to the possibility of an inflow of economic benefits. Contingent Assets are not recognized though are disclosed, where an inflow of economic benefits is probable.

5.16. Investment in joint ventures and associates

A joint venture is a type of joint arrangement whereby the parties that have joint control of the arrangement have rights to the net assets of the joint venture. Joint control is the contractually agreed sharing of control of an arrangement, which exists only when decisions about the relevant activities require unanimous consent of the parties sharing control.

An associate is an entity over which the Company has significant influence. Significant influence is the power to participate in the financial and operating policy decisions of the investee but is not having control or joint control over those policies.

Interest in associates and joint ventures are consolidated using equity method as per Ind AS 28 – Investment in Associates and Joint Ventures. Under the equity method, post-acquisition attributable profit/losses are adjusted in the carrying value of investment upto the Group investment in the joint venture and associate.

5.17. Current versus non-current classification

1. The Company presents assets and liabilities in the balance sheet based on current/non-current classification.

   The Company has presented non-current assets and current assets, non-current liabilities and current liabilities in accordance with Schedule III, Division II of The Companies Act, 2013.

2. An asset is classified as current when it is:

   a) Expected to be realized or intended to be sold or consumed in normal operating cycle,

   b) Held primarily for the purpose of trading,

   c) Expected to be realized within twelve months after the reporting period, or

   d) Cash or cash equivalent unless restricted from being exchanged or used to settle a liability for at least twelve months after the reporting period.

   All other assets are classified as non-current.

3. A liability is classified as current when it is:

   a) Expected to be settled in normal operating cycle,

   b) Held primarily for the purpose of trading,

   c) Due to be settled within twelve months after the reporting period, or

   d) There is no unconditional right to defer the settlement of the liability for at least twelve months after the reporting period.

   All other liabilities are classified as non-current.

4. The operating cycle is the time between the acquisition of assets for processing and their realization in cash or cash equivalents.

Notes

to the Consolidated Financial Statements for the year ended 31st March 2021

5. Deferred tax assets and liabilities are classified as non-current assets and liabilities respectively.

5.18. Segment Reporting

The identification of operating segment is consistent with performance assessment and resource allocation by the chief operating decision maker. An operating segment is a component of the Company that engages in business activities from which it may earn revenues and incur expenses including revenues and expenses that relate to transactions with any of the other components of the Company and for which discrete financial information is available. All operating segment's operating results are reviewed regularly by the chief operating decision maker to make decisions about resources to be allocated to the segments and assess their performance.

Segment revenues and expenses are directly attributed to the related segment. Revenues and expenses like dividend, interest, profit/loss on sale of assets and investments etc., which relate to the enterprise as a whole and are not allocable to segment on a reasonable basis, have not been included therein.

All segment assets and liabilities are directly attributed to the related segment. Segment assets include all operating assets used by the segment and consist principally of fixed assets, inventories, sundry debtors, loans and advances and operating cash and bank balances. Segment assets and liabilities do not include investments, miscellaneous expenditure not written off, share capital, reserves and surplus, deferred tax assets / liability and provision for tax.

5.19. Use of Assumptions, Judgments and Estimates

The key assumption, judgment and estimation at the reporting date, that have significant risk causing the material adjustment to the carrying amounts of assets and liabilities within the next financial year, are described below. The company based its assumption; judgment and estimation on parameters available on the financial statement were prepared. Existing circumstances and assumption about future development, however, may change due to market changes or circumstances arising that are beyond the control of the company. Such changes are reflected in the assumption when they occur.

a) Revenue

The application of revenue recognition accounting standards is complex and involves a number of key judgements and estimates. Revenue is measured based on the transaction price, which is the consideration, adjusted for volume discounts, price concessions and incentives, if any, as specified in the contract with the customer. The Company exercises judgment in determining whether the performance obligation is satisfied at a point in time or over a period of time.

The measurement of construction contracts in progress is based on an assessment of the stage of each project and expectations concerning the remaining progress towards completion of each contract, including the outcome of disagreements. The assessment of stage, income and expenses, including disagreements, is made by the project management on a project-by-project basis.

Notes

to the Consolidated Financial Statements for the year ended 31st March 2021

The assessment of disagreements relating to extra work, extensions of time, demands concerning liquidated damages, etc., is based on the nature of the circumstances, knowledge of the client, the stage of negotiations, previous experience and consequently an assessment of the likely outcome of each case. For major disagreements, external legal opinions are a fundamental part of the assessment.

Estimates concerning the remaining progress towards completion depend on a number of factors, and project assumptions may change as the work is being performed. Likewise, the assessment of disagreements may change as the cases proceed. Actual results may therefore differ materially from expectations. Provisions for estimated losses, if any, on uncompleted contracts are recorded in the period in which such losses become probable based on the expected contract estimates at the reporting date.

b) Impairment of non-financial assets

The Company assesses at each reporting date whether there is an indication that an asset may be impaired. If any indication exists, or when annual impairment testing for an asset is required, the Company estimates the asset's recoverable amount. An asset's recoverable amount is the higher of an asset's or CGU's fair value less cost of disposal and its value in use. It is determined for every individual asset, unless the asset does not generate cash inflows that are largely independent of those from other assets or groups of assets. Where the carrying amount of an asset or CGU exceeds its recoverable amount, the asset is considered impaired and is written down to its recoverable amount.

An impairment loss is recognized as an expense in the Statement of Profit and Loss in the year in which an asset is identified as impaired. The impairment loss recognized in earlier accounting period is reversed if there is an improvement in recoverable amount.

c) Defined benefit plans

The cost of the defined benefit plan and other post-employment benefits and the present value of such obligation are determined using actuarial valuations. An actuarial valuation involves making various assumptions that may differ from actual developments in the future. These include the determination of the discount rate, future salary increase, mortality rate and attrition rate. Due to the complexities involved in the valuation and its long-term nature, a defined benefit obligation is highly sensitive to changes in these assumptions. All assumptions are reviewed at each reporting date.

d) Fair value measurement of financial instruments

When the fair values of financial assets and financial liabilities recorded in the balance sheet cannot be measured based on quoted prices in active markets, their fair value is measured using valuation techniques including the Discounted Cash Flow (DCF) model. The inputs to these models are taken from observable markets where possible, but where this is not feasible, a degree of judgement is required in establishing fair values. Judgements include considerations of inputs such as liquidity risk, credit risk and volatility. Changes in assumptions about these factors could affect the reported fair value of financial instruments.

e) Impairment of financial assets

The impairment provisions for financial assets are based on assumptions about risk of default and expected loss rates. The Company uses judgement in making these assumptions and selecting the inputs to the impairment calculation, based on Company's past history, existing market conditions as well as forward looking estimates at the end of each reporting period.

f) Recognition of Deferred Tax Assets

The extent to which deferred tax assets can be recognized is based on an assessment of the probability of the Company's future taxable income against which the deferred tax assets can be utilized. In addition, significant judgement is required in assessing the impact of any legal or economic limits.

g) Provisions and Contingencies

The assessments undertaken in recognising provisions and contingencies have been made in accordance with Indian Accounting Standards (Ind AS 37), 'Provisions, Contingent Liabilities and Contingent Assets.' The evaluation of the likelihood of the contingent events is applied best judgement by management regarding the probability of exposure to potential loss.

5.20. New Standards / Amendments to existing standards issued but not yet effective

On March 24, 2021, the Ministry of Corporate Affairs ("MCA") through notification amended Schedule III of the Companies Act, 2013. The amendments revise Division I, II and III of Schedule III and are applicable from April 1, 2021. Key amendments relating to Division II which relate to companies whose financial statements are required to comply with Companies (Indian Accounting Standards) Rules 2015 are:

Rounding Off: For the purpose of rounding off the figures appearing in the Financial Statements for financial year ending 31.03.2022 the total income of the Company shall be considered instead of Turnover.

Additional Disclosure in Notes to Balance Sheet:

- Shareholding of Promoter: The note on Share Capital in the Financial Statements shall mention details of the Shareholding of the Promoters along with changes, if any, during the Financial Year.
- Lease liabilities should be separately disclosed under the head 'financial liabilities', duly distinguished as current or non-current.
- Current maturities of Long-term borrowings shall be disclosed separately under the heading Short Term Borrowing.
- Security Deposits to be shown under the head of Other Non-Current Assets instead of Long term Loan & Advances.
- Certain additional disclosures in the statement of changes in equity such as changes in equity share capital due to prior period errors and restated balances at the beginning of the current reporting period.
- Specific disclosure for title deeds of Immovable Property not held in name of the Company and disclosure on revaluation of Assets
- Specified format for ageing schedule of trade receivables, trade payables, capital work-in-progress and intangible asset under development.
- Specific disclosure under 'additional regulatory requirement' such as compliance with approved schemes of arrangements, compliance with number of layers of companies, title deeds of immovable property not held in name of company, loans and advances to promoters, directors, key managerial personnel (KMP) and related parties, details of benami property held etc.

Notes

to the Consolidated Financial Statements for the year ended 31st March 2021

Notes

to the Consolidated Financial Statements for the year ended 31st March 2021

- If a company has not used funds for the specific purpose for which it was borrowed from banks and financial institutions, then disclosure of details of where it has been used.
- Ratios-Following Ratios to be disclosed: - (a) Current Ratio, (b) Debt-Equity Ratio, (c) Debt Service Coverage Ratio, (d) Return on Equity Ratio, (e) Inventory turnover ratio, (f) Trade Receivables turnover ratio, (g) Trade payables turnover ratio, (h) Net capital turnover ratio, (i) Net profit ratio, (j) Return on Capital employed, (k) Return on investment
- Specific Disclosure Borrowing & Wilful Defaulter

Additional Disclosure in Notes to Profit & Loss Account:

- Additional disclosures relating to Corporate Social Responsibility (CSR), undisclosed income and crypto or virtual currency specified under the head 'additional information' in the notes forming part of the standalone financial statements.

(B) The Ministry of Corporate Affairs (MCA) vide Notification dated 18 June 2021 has issued new Companies (Indian Accounting Standard) Amendment Rules, 2021 in consultation with the National Financial Reporting Authority (NFRA).

The notification states that these rules shall be applicable with immediate effect from the date of the notification. Consequently amendments are effective for the financial year ended 31 March, 2022.

Major amendments notified in the Companies (Ind AS) Amendment Rules, 2021 are provided below:

(a) Ind AS 116 - Leases – The amendments extend the benefits of the COVID 19 related rent concession that were introduced last year (which allowed lessees to recognize COVID 19 related rent concessions as income rather than as lease modification) from 30th June, 2021 to 30th June, 2022.

(b) **Ind AS 109 - Financial Instruments –** The amendment provides a practical expedient for assessment of contractual cash flow test, which is one of the criteria for being eligible to measure a financial asset at amortized cost, for the changes in the financial assets that may arise as a result of Interest Rate Benchmark Reform along. An additional temporary exception from applying hedge accounting is also added for Interest Rate Benchmark Reform.

(c) **Ind AS 101 - Presentation of Financial Statements –** The amendment substitutes the item (d) mentioned in paragraph BI as 'Classification and measurement of financial instruments.' The term 'financial asset' has been replaced with 'financial instruments.'

(d) **Ind AS 102 - Share-Based Payment –** The amendments to this standard are made in reference to the Conceptual Framework of Financial Reporting under Ind AS in terms of defining the term 'Equity Instrument' which shall be applicable for the annual reporting periods beginning on or after 1st April, 2021.

Notes

to the Consolidated Financial Statements for the year ended 31st March 2021

(e) **Ind AS 103 - Business Combinations –** The amendment substitutes the definition of 'assets' and 'liabilities' in accordance with the definition given in the framework for the Preparation and Presentation of Financial Statements in accordance with Ind AS for qualifying the recognition criteria as per acquisition method.

(f) **Ind AS 104 - Insurance Contracts –** The amendment covers the insertion of certain paragraphs in the standard in order to maintain consistency with IFRS 4 and also incorporates the guidance on accounting treatment for amendments due to Interest Rate Benchmark Reform.

(g) **Ind AS 105 - Non-current assets held for sale and discontinued operations –** The amendment substitutes the definition of — "fair value less costs to sell" with "fair value less costs of disposal"

(h) **Ind AS 106 - Exploration for and evaluation of mineral resources –** The amendment has been made in reference to the Conceptual Framework for Financial Reporting under Indian Accounting Standards in respect of expenditures that shall not be recognized as exploration and evaluation assets.

(i) **Ind AS 107 - Financial Instruments: Recognition, Presentation and Disclosure –** The amendment clarifies the certain additional disclosures to be made on account of Interest Rate Benchmark Reform like

(i) the nature and extent of risks to which the entity is exposed arising from financial instruments subject to interest rate benchmark reform;

(ii) the entity's progress in completing the transition to alternative benchmark rates, and how the entity is managing the transition.

(j) **Ind AS 111 -Joint Arrangements –** In order to maintain consistency with the amendments made in Ind AS 103, respective changes have been made in Ind AS 111.

(k) **Ind AS 114 - Regulatory Deferral Accounts –** The amendment clarifies that an entity may only change its accounting policies for the recognition, measurement, and impairment & derecognition of regulatory deferral account balances if the change makes the financial statements more relevant to the economic decision-making needs of users and no less reliable.

(l) **Ind AS 115 - Revenue from Contracts with Customers –** Certain amendments have been made in order to maintain consistency with number of paragraphs of IFRS 15.

(m) **Ind AS 8 - Accounting Policies, Changes in Accounting Estimates and Errors –** In order to maintain consistency with the amendments made in Ind AS 114 and to substitute the word 'Framework' with the 'Conceptual Framework of Financial Reporting in Ind AS,' respective changes have been made in the standard.

(n) **Ind AS 16 - Property, Plant and Equipment –** The amendment has been made by substituting the words

Notes

to the Consolidated Financial Statements for the year ended 31st March 2021

"Recoverable amount is the higher of an asset's fair value less costs to sell and its value in use" with "Recoverable amount is the higher of an asset's fair value less costs of disposal and its value in use".

(o) **Ind AS 34 - Interim Financial Reporting –** The amendments to this standard are made in reference to the conceptual framework of Financial Reporting in Ind AS.

(p) **Ind AS 37 - Provisions, Contingent Liabilities and Contingent Assets –** The amendment substitutes the definition of the term 'Liability' as provided in the Conceptual Framework for Financial Reporting under Indian Accounting Standards.

(q) **Ind AS 38 - Intangible Assets –** The amendment substitutes the definition of the term 'Asset' as provided in the Conceptual Framework for Financial Reporting under Indian Accounting Standards.

The amendments are extensive and the Company will evaluate the same to give effect to them as required by law.

Notes

to the Consolidated Financial Statements for the year ended 31st March 2021

6. PROPERTY, PLANT AND EQUIPMENTS

₹ In Lakhs

Particulars	Land	Buildings	Plant & equipment	Plant & equipment - Wind Division	Furniture & fixtures	Vehicles	Office equipment	Total
Gross Block (at cost)								
As at 1st April 2019	**2,111.69**	**58.71**	**438.70**	**66,788.43**	**589.64**	**251.08**	**450.60**	**70,688.85**
Additions	-	-	6.50	26.00	-	9.59	15.64	57.73
Disposals	-	-	-	-	-	(8.69)	(0.46)	(9.15)
Exchange Difference	-	-	-	-	-	-	-	-
As at 31st March 2020	2,111.69	58.71	445.20	66,814.43	589.64	**251.98**	**465.78**	**70,737.43**
Additions	-	-	-	-	-	-	5.30	5.30
Disposals	-	-	-	-	-	-	-	-
As at 31st March 2021	**2,111.69**	**58.71**	**445.20**	**66,814.43**	**589.64**	**251.98**	**471.08**	**70,742.73**
Depreciation								
As at 1st April 2019	-	5.18	153.05	15,219.36	355.07	**103.90**	**348.33**	**16,184.89**
Charge for the year	-	1.22	37.61	3,966.08	60.59	23.84	48.04	4,137.38
Disposals	-	-	-	-	-	(8.25)	(0.41)	(8.66)
As at 31st March 2020	-	6.40	190.66	19,185.44	415.66	**119.49**	**395.96**	**20,313.61**
Charge for the Year	-	1.22	35.75	3,966.34	44.80	22.49	25.49	4,096.09
Disposals	-	-	-	-	-	-	-	-
As at 31st March 2021	-	**7.62**	**226.41**	**23,151.78**	**460.46**	**141.98**	**421.45**	**24,409.70**
Net Block								
As at 1st April 2019	2,111.69	53.53	285.65	51,569.07	234.57	**147.18**	**102.27**	**54,503.96**
As at 31st March 2020	2,111.69	52.31	254.54	47,628.99	173.98	**132.49**	**69.82**	**50,423.82**
As at 31st March 2021	2,111.69	51.09	218.79	43,662.65	129.18	**110.00**	**49.63**	**46,333.03**

a) Property, Plant & Equipment are hypothecated against woking Capital facilities availed by the Company.

Notes

to the Consolidated Financial Statements for the year ended 31st March 2021

7. OTHER INTANGIBLE ASSETS

₹ In Lakhs

Particulars	Computer software	Total
Gross Block (at cost)		
As at 1st April 2019	61.74	61.74
Additions	-	-
Disposals	-	-
As at 31st March 2020	**61.74**	**61.74**
Additions	-	-
Disposals	-	-
As at 31st March 2021	**61.74**	**61.74**
Depreciation		
As at 1st April 2019	54.31	54.31
Charge for the year	3.15	3.15
Disposals	-	-
Adjustments	-	-
As at 31st March 2020	**57.47**	**57.47**
Charge for the year	3.15	3.15
Disposals	-	-
Adjustments	-	-
As at 31st March 2021	**60.62**	**60.62**
Net Block		
As at 1st April 2019	**7.43**	**7.43**
As at 31st March 2020	**4.27**	**4.27**
As at 31st March 2021	**1.12**	**1.12**

8. RIGHT OF USE ASSET

₹ In Lakhs

Particulars	Lease hold Land	Total
Gross Block (at cost)		
As at 1st April 2019	-	-
Transfer from Prepaid expenses	263.38	263.38
Disposals	-	-
As at 31st March 2020	**263.38**	**263.38**
Transfer from Prepaid expenses	-	-
Disposals	-	-
As at 31st March 2021	**263.38**	**263.38**

Notes

to the Consolidated Financial Statements for the year ended 31st March 2021

₹ In Lakhs

Particulars	Lease hold Land	Total
Depreciation		
As at 1st April 2019	-	-
Charge for the year	15.69	15.69
Disposals	-	-
Adjustments	-	-
As at 31st March 2020	**15.69**	**15.69**
Charge for the year	15.66	15.66
Disposals	-	-
Adjustments	-	-
As at 31st March 2021	**31.35**	**31.35**
Net Block		
As at 1st April 2019	**-**	**-**
As at 31st March 2020	**247.69**	**247.69**
As at 31st March 2021	**232.03**	**232.03**

9. INVESTMENTS

a) Non Current Investments

Particulars	Face Value (₹)	As at 31st March 2021		As at 31st March 2020	
		No of Shares	Value (₹ In Lakhs)	No of Shares	Value (₹ In Lakhs)
Non Current Investments (Non-Trade)					
Investments in Equity Instruments					
Suzlon Energy Limited	2.00	2,04,08,000	1,020.40		-
			1,020.40		**-**
- Joint Venture Company (at cost)					
Jhajjar KT Transco Pvt Ltd.					
At Cost			-	1,10,92,857	3,760.00
Add shares of Profit brought forward			-		1,311.50
Add shares of Profit / (Loss) for the year			-		144.21
			-		**5,215.71**
Kohima-Mariani Transmission Ltd.					
At Cost	10.00	1,90,63,044	6,671.42	1,90,63,044	6,671.42
Add shares of Profit brought forward			-		-
Add shares of Profit / (Loss) for the year			(397.02)		-
			6,274.40		**6,671.42**
			7,294.80		**11,887.13**
- Other Companies (at fair value through OCI)					
Tega India Ltd.	10.00	7	-	7	-
(₹ 70/-, Previous Year ₹ 70/-)					
Techno Leasing & Finance Co. Pvt. Ltd.	10.00	10	-	10	-
(₹ 100/-, Previous Year ₹ 100/-)					
Techno International Ltd.	10.00	1,70,060	44.77	1,70,060	44.77

Notes

to the Consolidated Financial Statements for the year ended 31st March 2021

Particulars	Face Value (₹)	As at 31st March 2021		As at 31st March 2020	
		No of Shares	Value (₹ In Lakhs)	No of Shares	Value (₹ In Lakhs)
North Dinajpur Power Ltd.	10.00	9,000	0.74	9,000	0.74
Techno Ganganagar Green Power Generating Co. Ltd.	10.00	8,994	0.38	8,994	0.38
Techno Birbhum Green Power Generating Co. Ltd.	10.00	8,994	0.75	8,994	0.75
Telojan Techno Agro Ltd.	10.00	7,494	0.78	7,494	0.78
			47.42		47.42
- Other Companies (at fair value through Profit & Loss)					
Patran Transmission Company Ltd.	10.00		-	1,30,00,000	1,925.25
			-		1,925.25
Total Non Current Investments			7,342.22		13,859.80

b) Current Investments

Particulars	Face Value (₹)	As at 31st March 2021		As at 31st March 2020	
		No of Units	Value (₹ In Lakhs)	No of Units	Value (₹ In Lakhs)
Current Investments- Trade					
Investment in preference shares (at fair value through Profit & Loss)					
Zee Entertainment Enterprise Limited	2.00	3,25,97,431	619.33		-
			619.33		-
Current Investments - Non Trade					
At fair value through Profit & Loss					
- Other Companies (at fair value through Profit & Loss)					
Patran Transmission Company Ltd.	10.00	1,30,00,000	1,925.25		-
			1,925.25		-
Investments in Debetures / Bonds (Quoted)			-		
15.50% Aaditri Estate Developers Pvt Ltd NCD (Ser A) 17/05/21	10,00,000	1	10.00	1	11.15
15.50% Aaditri Estate Developers Pvt Ltd NCD (Ser B) 01/06/2021	10,00,000	541	5,410.00	541	5,459.09
11% Apex Homes Pvt Ltd NCD (Option ii) 15/11/2022	10,00,000		-	257	2,673.19
Comm Paper Trust Investment Advisors Pvt Ltd	5,00,000		-	200	961.60
16% Exquisite Shelters Pvt Ltd NCD 30/09/19	10,00,000	1	10.00	1	10.00

Notes

to the Consolidated Financial Statements for the year ended 31st March 2021

Particulars	Face Value (₹)	As at 31st March 2021		As at 31st March 2020	
		No of Units	Value (₹ In Lakhs)	No of Units	Value (₹ In Lakhs)
9.00% Shriram Transport - NCD Series Sub 17-18 02 Option 1	10,00,000	100	1,000.74	100	1,000.00
9.25% Edelweiss Finvest Private Ltd 04/01/2028	1,00,000	11	11.23	640	690.41
9.50% Sankhya Financial Services Pvt Ltd NCD (Ser- I) 29/03/2024	10,00,000	796	8,119.20	796	8,159.00
10.5% Talwalkars Healthclubs Limited Loa 01Jun20	10,00,000	150	1,500.00	150	1,500.00
IFCI Deep Discount Bonds 7/7/32		10,530	1,053.00	10,530	1,040.89
IFCI Deep Discount Bond		28,340	2,125.50	28,340	2,068.86
Edelweiss Finance & Investments Ltd Sr E1G002A Br NCD 08Jl21	1,00,000	400	419.10	-	-
Edelweiss Finance & Investments Ltd Sr D1F001A Br NCD 16Ju21	1,00,000	3,580	3,828.09	-	-
Liquid Gold Series 3 Dec 2020 Series A PTC 17Dec20	1,00,000	1,000	1,002.95		
			24,489.81		23,574.19

Particulars	As at 31st March 2021		As at 31st March 2020	
	No of Units	Value (₹ In Lakhs)	No of Units	Value (₹ In Lakhs)
Investments in Mutual Funds (Unquoted)				
Aditya Birla Sun Life Cash Liquid Fund-Growth-Direct (Formerly Aditya Birla Sun Life Cash plus -Growth-Direct)	5,51,675.000	1,828.98	11,47,976	3,668.46
Aditya Birla Sun Life Saving Fund-Growth-Direct	-	-	3,80,085	1,523.49
Axis Liquid Fund-Direct Growth	1,08,974.000	2,489.84	99,400	2,191.11
Axis Ultra Short Term Fund-Direct Growth	2,71,54,486	3,248.55	45,27,181	513.48
DSP Liquidity Fund-Direct Plan-Growth	14,853	436.84	14,853	421.92
Franklin India Liquid Fund-Super- Institutional Plan-Direct-Growth	-	-	28,238	842.45
HDFC Money Market Fund- Direct Plan Growth	-	-	7,270	306.79
HDFC Low Duration Fund - Direct Plan - Growth Option	85,69,838	4,077.09	1,09,87,169	4,857.24
ICICI Prudential Liquid Fund - Direct Plan - Growth	10,57,013	3,221.10	4,82,152	1,416.47
ICICI Prudential Ultra Short Term Fund- Direct Plan Growth	71,77,688	1,642.06	89,65,112	1,925.11
Invesco India Money Market Fund	10,727	262.26	31,340	725.39
Kotak Liquid Fund Direct Plan Growth	24,049	1,000.19	25,619	1,028.57

Notes

to the Consolidated Financial Statements for the year ended 31st March 2021

Particulars	As at 31st March 2021		As at 31st March 2020	
	No of Units	Value (₹ In Lakhs)	No of Units	Value (₹ In Lakhs)
Kotak Savings Fund - Direct Plan - Growth	-	-	62,04,538	2,038.42
L&T Liquidity Fund-Direct Plan-Growth	-	-	29,868	812.91
L&T Ultra Short Term Fund- Direct Plan Growth	-	-	21,40,055	715.42
Mahindra Ultra Short Term Yojana Fund - Direct-Growth	54,593	593.68	99,164	1,024.06
Mahindra Low Duration Bachat Yojana -Direct -Growth - (Formerly Mahindra Manulife Low Duration Fund-Direct-Growth)	1,49,986	2,015.35	1,64,994	2,089.31
Nippon India Money Market Fund - Direct Growth Plan Growth Option	-	-	16,778	512.16
Nippon India Liquid Fund - Direct Plan Growth Plan - Growth Option	9,941	500.29	83,706	4,060.33
SBI Liquid Fund Direct -Growth	-	-	9,957	309.58
Sundaram Money Fund- Direct Plan	-	-	12,13,519	508.10
ICICI Prudential Saving Fund- Direct Plan -Growth	7,86,936	3,302.68	-	-
Kotak Low Duration Fund- Direct Plan - Growth	2,05,092	5,688.50	-	-
HDFC Floating Rate Debt Fund-Direct Plan-Growth	90,44,785	3,463.32	-	-
Axis Overnight Fund-Direct Growth	1,01,303	1,102.09	-	-
HDFC Liquid Fund-Direct Plan-Growth	38,690	1,534.97	1,580	61.74
Mahindra Manulife Liquid Fund-Direct-Growth	44,365	593.24	**6,966**	89.77
		37,001.03		**31,642.28**
Total Current Investments		**64,035.42**		**55,216.47**
Total Investments		**71,377.64**		**69,076.27**
Aggregate amount of quoted Investments - Current		25,109.14		23,574.19
Aggregate amount of unquoted Investments - Current		38,926.28		31,642.28
Aggregate amount of unquoted Investments - Non Current		7,342.22		13,859.80
Investment carried at cost		7,294.80		11,887.13
Investments carried at fair value through Other Comprehensive Income		47.42		47.42
Investments carried at fair value through Profit and Loss		64,035.42		57,141.72

Notes

to the Consolidated Financial Statements for the year ended 31st March 2021

10. INVENTORIES

₹ In Lakhs

Particulars	As at 31st March 2021	As at 31st March 2020
Stock - in - trade (trading goods)	624.18	650.17
Total Inventories	**624.18**	**650.17**

Inventories are hypothecated with Banks against working capital facilities availed by the Company (Refer Note 20)

11. LOANS

₹ In Lakhs

Particulars	As at 31st March 2021	As at 31st March 2020
Non - current		
Unsecured, considered good		
- Loans to Joint Venture Companies	949.24	1,228.98
Total loans	**949.24**	**1,228.98**
Current		
Secured, considered good		
- Loans to a Body Corporate * (Refer note no 42)	10,000.00	-
Total loans	**10,000.00**	**-**

* Security & other details are given in Note No. 42

Disclosure under Regulation 34(3) of the SEBI (Listing Obligations and Disclosure Requirements) Regulations, 2015 and Section 186(4) of the Companies Act, 2013.

Details of Loans Given

₹ In Lakhs

Particulars	As at 31st March 2021	Maximum Balance during the year 2020-21	As at 31st March 2020	Maximum Balance during the year 2019-20
Jhajjar KT Transco Pvt. Ltd	-	394.75	394.75	394.75
Kohima-Mariani Transmission Ltd	949.24	1,034.24	834.23	834.23

Notes

to the Consolidated Financial Statements for the year ended 31st March 2021

12. TRADE RECEIVABLES

A. Trade Receivable

₹ In Lakhs

Particulars	As at 31st March 2021	As at 31st March 2020
Unsecured, Considered Good		
EPC Division	13,502.06	20,519.39
Wind Division	17,181.51	13,982.77
Retention Money Receivables	22,339.40	22,914.11
(receivable on fulfillment of certain conditions as per terms of the contracts)		
Unsecured, Considered Doubtful	-	-
Having Significant Credit Risk	-	-
Credit Impaired	-	-
Total trade receivables	53,022.97	**57,416.27**

a) Trade Receivables are hypothecated with Banks against working capital facilities availed by the Company (Refer Note 20).

b) No trade receivables are due from directors or other officers of the Company either severally or jointly with any other person.

c) Details of trade receivable from Companies in which any Director is common.

₹ In Lakhs

Particulars	As at 31st March 2021	As at 31st March 2020
Jhajjar KT Transco Pvt. Ltd	-	243.78

13. CASH AND CASH EQUIVALENTS

₹ In Lakhs

Particulars	As at 31st March 2021	As at 31st March 2020
Unsecured, Considered Good		
Cash & Cash equivalents		
Balances with banks		
Current Accounts	7,365.21	3,628.31
Cash on hand	9.31	20.20
	7,374.52	**3,648.51**

Notes

to the Consolidated Financial Statements for the year ended 31st March 2021

14. BANK BALANCES OTHER THAN CASH AND CASH EQUIVALENTS

₹ In Lakhs

Particulars	As at 31st March 2021	As at 31st March 2020
Unsecured, Considered Good		
Other Bank Balances		
Margin money	0.29	0.29
Fixed Deposits with Banks (Refer Note No. 14.1)	691.01	621.54
Earmarked Balances		
Unclaimed Dividend Accounts	14.52	13.13
	705.82	**634.96**

14.1. Total Current and Non Current Fixed Deposit of ₹ 1,317.39 Lakhs (Previous Year ₹ 1,216.78 Lakhs) includes:

a) Fixed Deposit receipts of ₹ 709.61 Lakhs (Previous Year ₹ 672.55 Lakhs) lodged with the Bankers of the Company as Margin against Bank Guarantees issued/to be issued in favour of the company.

b) Fixed Deposit receipts of ₹ 1.81 Lakhs (Previous Year ₹ 1.77 Lakhs) lodged with Client/Statutory Authorities as Security/Registration Deposits.

15. OTHER FINANCIAL ASSETS

₹ In Lakhs

Particulars	As at 31st March 2021	As at 31st March 2020
Non Current		
Security deposits	319.90	196.27
Fixed Deposits with Banks (Refer Note No. 14.1)	626.38	595.24
Total Other Non Current Assets	946.28	**791.51**
Current		
Security Deposits	90.25	290.32
Interest Accrued but not due	256.65	185.88
Other Receivables	4,205.73	6,340.38
Total Other Current Assets	4,552.63	**6,816.58**

16. NON CURRENT TAX ASSETS (NET)

₹ In Lakhs

Particulars	As at 31st March 2021	As at 31st March 2020
Advance Income Tax and TDS	30,933.38	27,525.45
Less: Provisions for Income Tax	30,796.57	25,870.17
Net Current Tax Asset/ (Liability)	136.81	**1,655.28**

Notes

to the Consolidated Financial Statements for the year ended 31st March 2021

17. OTHER ASSETS

₹ In Lakhs

Particulars	As at 31st March 2021	As at 31st March 2020
Non Current		
Capital Advance (Refer Note No. 47)	3,205.81	-
Other Assets	0.46	0.46
	3,206.27	**0.46**
Current		
Advances to suppliers & others	4,777.08	4,151.35
Prepaid Expenses	620.02	1,335.45
Contract Assets	15,233.91	9,668.14
Other Assets#	72.56	101.88
	20,703.57	**15,256.82**
Total Other Assets	23,909.84	**15,257.28**

#Includes balance of gratutity fund in excess of gratuity liability ₹ 63.62 Lakhs (Previous Year ₹ 99.97 Lakhs)

18. SHARE CAPITAL

₹ In Lakhs

Particulars	As at 31st March 2021	As at 31st March 2020
Authorised Share Capital		
8,00,20,000 (Previous Year 8,00,20,000) Preference Shares of ₹ 10/- each	8,002.00	8,002.00
1,39,99,00,000 (Previous Year. 1,39,99,00,000) Equity Shares of ₹ 2/- each	27,998.00	27,998.00
	36,000.00	**36,000.00**
Issued, subscribed & paid up		
11,00,00,000 (Previous Year 11,00,00,000) Equity Shares of ₹ 2/- each		
Shares at the beginning of the year	2,200.00	2,253.65
Shares cancelled on account of buyback of shares	-	53.65
Shares at the end of the year	2,200.00	2,200.00
Total	2,200.00	**2,200.00**

i) **The reconciliation of the number of shares outstanding is set out below**

Particulars	Equity Shares	
	As at 31st March 2021	As at 31st March 2020
	Nos	Nos
Shares at the beginning of the year	11,00,00,000	11,26,82,400
Shares cancelled on account of buyback of shares	-	(26,82,400)
Shares at the end of the year	11,00,00,000	11,00,00,000

Notes

to the Consolidated Financial Statements for the year ended 31st March 2021

ii) **List of share holders in excess of 5%**

Name of Shareholder	Equity Shares			
	As at 31st March 2021		As at 31st March 2020	
	Nos	% of Holding	Nos	% of Holding
Varanasi Commercial Ltd.	2,46,04,800	22.37	2,46,04,800	22.37
Kusum Industrial Gases Ltd.	1,45,91,000	13.26	1,45,91,000	13.26
Techno Leasing & Finance Co. Pvt. Ltd.	1,37,88,000	12.53	1,37,88,000	12.53
Techno Power Projects Ltd.	64,08,000	5.83	64,08,000	5.83
L & T Mutual Fund	-	-	65,99,896	6.00
Kotak Debt Hybrid Fund	58,32,606	5.30	-	-
SBI Small Cap Fund	56,79,297	5.16	-	-
SBI Focused Equity Fund	-	-	86,83,848	7.89

iii) **Rights, Preferences and Restrictions attached to the Shares**

The company has only one class of equity shares having par value of ₹ 2/- per share. Each holder of equity shares is entitled to one vote per share. The company declares and pays dividends in Indian rupees. The dividend proposed by the Board of Directors is subject to the approval of shareholders in the Annual General Meeting, except in case of interim dividend. In the event of liquidation of the company, the holders of equity shares will be entitled to receive remaining assets of the company, after distribution of all preferential amounts in proportion to their shareholdings.

iv) The Company does not have any Holding Company

v) The Company has not reserved Equity Shares for issue under the Employee Stock Option Scheme.

vi) None of the securities are convertible into shares at the end of the reporting period

vii) The Company during the preceeding five years:

- has allotted 11,26,82,400 number of equity shares of ₹ 2/- each as fully paid up pursuant to the scheme of amalgamation sanctioned by the Hon'ble National Company Law Tribunal, bench at Allahabad ('NCLT") vide its order dated 20th July, 2018 without payment being received in cash

- has not allotted any bonus shares

- the Company has completed the Buyback of 26,82,400 equity shares during the preceeding years

viii) There are no calls unpaid by Directors / Officers

ix) The Company has not forfeited any shares

Notes

to the Consolidated Financial Statements for the year ended 31st March 2021

19. OTHER EQUITY

₹ In Lakhs

Particulars	As at 31st March 2021		As at 31st March 2020	
Capital Reserve				
As per last Balance Sheet	1,572.66		1572.66	
	-	1,572.66	-	1,572.66
Capital Redemption Reserve				
As per last Balance Sheet	53.65		-	
Transfer from retained earning pursuant to buyback of of equity shares	-	53.65	53.65	53.65
Securities Premium Account				
As per last Balance Sheet	-		10,183.55	
Utilised for Buyback of Shares	-	-	(10,183.55)	-
General Reserve				
As per last Balance Sheet	1,14,208.50		99,969.14	
Add transfer from Retained Earnings	12,000.00		15,000.00	
Utilised for Buyback of Shares	-	1,26,208.50	(760.64)	1,14,208.50
Retained Earnings				
As per last Balance Sheet	31,616.65		28,759.85	
Add profit for the year	18,177.94		17,909.84	
Transfer to Capital Redemption Reserve pursuant to buyback of of equity shares	-		(53.65)	
Less Transfer to General Reserves	(12,000.00)		(15,000.00)	
Interim Dividend Paid	(6,600.00)		-	
Transfer from OCI-Remeasurement of defined benefit	(2.19)		0.61	
Adjustment of Opening Losses of associates	-	31,192.40	-	31,616.65
Other Comprehensive Income				
As per last Balance Sheet	(4.50)		(115.94)	
Add Movement in OCI during the year	517.48		149.92	
Add Tax effect on items classified under OCI	(118.33)		(37.87)	
Transferred of OCI-Remeasurement of defined benefit obligation to Retained Earnings	2.19	396.84	(0.61)	(4.50)
		1,59,424.05		1,47,446.96

Description of Other Equity

Capital Reserve

The Company has created capital reserve on redemption of capital pursuant to past mergers and acquisitions.

Capital Redemption Reserve

The Company has created capital redemption reserve as per the requirement of the Companies Act.

Notes

to the Consolidated Financial Statements for the year ended 31st March 2021

Securities Premium Account

Securities Premium reserve is used to record the premium on issue of shares. The reserve will be utilised in accordance with the provisions of the Act.

General Reserve

General Reserve is created from time to time by way of transfer of profits from retained earnings for appropriation purpose.

Retained Earnings

The reserve represents the cumulative profits of the Company and remeasurement of defined benefit obligations. This reserve can be utilised in accordance with the provisions of the Companies Act 2013.

Other Comprehensive Income

Acturial Gain (Loss) on Defined Benefit Obligations

The Company transfers acturial gain (loss) arising at the time of valuation of defined benefit obligations to Acturial Gain (loss) component of Other Comprehensive Income (OCI).

Gain (Loss) on Equity Instruments accounted at FVTOCI

The Company has elected to recognise change in fair value of certain investments in Other Comprehensive Income. These changes are accumulated within the FVTOCI equity Investment reserve within equity.

20. BORROWINGS

₹ In Lakhs

Particulars	Rate of Interest	As at 31st March 2021	As at 31st March 2020
Current			
Secured			
Working Capital Facilty			
In Indian Rupees			
From banks	2.51%	2,000.31	-
Unsecured			
In Indian Rupees			
From banks	1.70%	2,000.00	-
		4,000.31	-

a) The Company also enjoys financing facilities with certain other Banks against hypothecation of Components, Raw-Materials, Work-in-Progress, Plant & Machinery, Book Debts and all moveable current assets of EPC division, equitable mortgage of Land at Rajpur, West Bengal. Outstanding Balance as on 31st March 2021- 2000.31 Lakhs (Previous Year - Nil)

Notes

to the Consolidated Financial Statements for the year ended 31st March 2021

b) Disclosure in respect of security created on assets of the EPC Division of Company against working capital facilities availed by the Company.

₹ In Lakhs

Particulars	As at 31st March 2021	As at 31st March 2020
Property Plant and Equipments	449.81	555.66
Inventories	624.18	650.17
Receivables	35,841.46	43,433.50
Other Current Assets	4,777.08	4,151.34
Cash & Cash Equivalent	7,361.95	3,611.48
Other balances with Banks	606.26	542.75
Total	**49,660.74**	**52,944.89**

*Excluding contracts Assets Preperist Expenses Security Deposit and Other Assets.

c) **Reconciliation of Liabilities arising from Financing Activities**

₹ In Lakhs

Items	Non-Current Borrowings	Current Borrowings	Accrued Interest but not due	Total
Balance as at 31st March, 2020	-	-	-	-
Cash Flow (Net)	-	4,000.31	(147.93)	3,852.38
Finance Costs	-	-	147.93	147.93
As at 31st March 2021	**-**	**4,000.31**	**-**	**4,000.31**

21. TRADE PAYABLES

₹ In Lakhs

Particulars	As at 31st March 2021	As at 31st March 2020
Current		
total outstanding dues of micro enterprises and small enterprises	1,738.42	2,774.26
total outstanding dues of creditors other than micro enterprises and small enterprises	34,888.88	36,889.02
Total	**36,627.30**	**39,663.28**
Details of payments due to enterprises registered under the Micro, Small and Medium Enterprises Development Act, 2006 (MSMED Act).		
i) Principal amount outstanding	1,738.42	2,774.26
ii) Interest on principal amount due	-	-
iii) Principal & interest amount paid beyond appointment day.	-	-
iv) The amount of Interest due and payable for the period of delay in making payment (which have been paid but beyond the appointed date during the year) but without adding the amount of interest specified under MSMED Act.	-	-
v) The amount of interest accrued and remaining unpaid at the end of the year.	-	-
vi) The amount of further interest remaining due and payable even in the succeeding years, until such date when the interest dues as above are actually paid to the Small Enterprise, for the purpose of disallowance as a deductible expenditure under Section 23 of MSMED Act	-	-

Notes

to the Consolidated Financial Statements for the year ended 31st March 2021

22. OTHER FINANCIAL LIABILITIES

₹ In Lakhs

Particulars	As at 31st March 2021	As at 31st March 2020
Current		
Unclaimed dividends	14.52	13.14
Expenses payable	38.12	35.21
	52.64	**48.35**

23. DEFERRED TAX LIABILITIES (NET)

a) Deferred Tax balances presented in the Balance Sheet

₹ In Lakhs

Particulars	As at 31st March 2021	As at 31st March 2020
Deferred Tax Assets		
Compensated Absence	62.37	73.49
	62.37	**73.49**
Deferred Tax Liabilities		
On account of Depreciation	5,697.84	5,292.22
Gratuity	28.72	25.16
Fair value on Investments	258.16	310.40
Retention by Customers	5,622.38	5,767.02
	11,607.10	**11,394.80**
Less MAT Credit Entitlement	39.27	39.40
Net Deferred Tax Liabilities	**11,505.46**	**11,281.91**

b) The movement of major components of deferred tax provision / adjustment during the year ended 31st March, 2021 is given below:

₹ In Lakhs

Particulars	As at 31st March 2020	Recognised in Profit/ Loss	Recognised in OCI	As at 31st March 2021
Deferred tax assets				
Compensated Absence	73.49	(11.12)	-	62.37
	73.49	**(11.12)**	**-**	**62.37**
Deferred Tax Liabilities				
On account of Depreciation	5,292.22	405.62	-	5,697.84
Gratuity	25.16	4.30	(0.74)	28.72
Fair value on Investments	310.40	(171.31)	119.07	258.16
Retention by Customers	5,767.02	(144.64)	-	5,622.38
	11,394.80	**93.97**	**118.33**	**11,607.10**
Less MAT Credit Entitlement	39.40	(0.13)	-	39.27
Net Deferred Tax Liabilities	**11,281.91**	**105.22**	**118.33**	**11,505.46**

Notes

to the Consolidated Financial Statements for the year ended 31st March 2021

c) The movement of major components of deferred tax provision / adjustment during the year ended 31st March, 2020 is given below:

₹ In Lakhs

Particulars	As at 1st April 2019	Recognised in Profit/ Loss	Recognised in OCI	As at 31st March 2020
Deferred Tax Assets				
Compensated Absence	87.80	(14.31)	-	73.49
	87.80	**(14.31)**	**-**	**73.49**
Deferred Tax Liabilities				
On account of Depreciation	4353.29	938.93	-	5,292.22
Gratuity	-	-12.71	37.87	25.16
Fair value on Investments	(40.01)	350.41	-	310.40
Retention by Customers	8,036.77	(2,269.75)	-	5,767.02
	12,350.05	**(993.12)**	**37.87**	**11,394.80**
Less MAT Credit Entitlement	46.41	(7.01)	-	39.40
Net deferred tax liabilities	**12,215.84**	**(971.80)**	**37.87**	**11,281.91**

24. OTHER LIABILITIES

₹ In Lakhs

Particulars	As at 31st March 2021	As at 31st March 2020
Non Current		
Contract Liabilities	3,852.40	4,534.09
Total	**3,852.40**	**4,534.09**
Current		
Advance received from others	1,925.25	1,925.25
Employee benefits payable	392.50	202.38
Statutory dues	30.43	349.21
Total	**2,348.18**	**2,476.84**

25. PROVISIONS

₹ In Lakhs

Particulars	As at 31st March 2021	As at 31st March 2020
Non Current		
Provision for employee benefits		
Compensated absences	221.90	250.45
Total	**221.90**	**250.45**
Current		
Provision for employee benefits		
Compensated absences	25.91	41.57
Total	**25.91**	**41.57**

Notes

to the Consolidated Financial Statements for the year ended 31st March 2021

26. REVENUE FROM OPERATIONS

₹ In Lakhs

Particulars	Year ended 31st March 2021	Year ended 31st March 2020
EPC (Construction)	78,919.36	78,434.94
Energy (Power)	9,951.86	6,472.52
Other Operating Revenue	51.64	2,709.15
Total	**88,922.86**	**87,616.61**

27. OTHER INCOME

₹ In Lakhs

Particulars	Year ended 31st March 2021	Year ended 31st March 2020
Interest Income	1,157.05	2,139.81
Dividend Income	727.40	-
Net Gain on Investments (Refer Note No. 46)	4,551.68	2,510.47
Profit on Sale of Fixed Assets	-	1.15
Miscellaneous Income	249.32	0.02
Total	**6,685.45**	**4,651.45**

*incuding loss on fair valuation of investment ₹ 673.18 Lakh (Previous Year gain of ₹ 1,197.81 Lakh)

28. MATERIAL STORES & SERVICES

₹ In Lakhs

Particulars	Year ended 31st March 2021	Year ended 31st March 2020
Materials, Stores and Servies*	56,903.47	54,525.21
Total	**56,903.47**	**54,525.21**

*including payments to subcontractors and other services consumed

29. CHANGES IN INVENTORIES OF FINISHED GOODS, STOCK - IN - TRADE AND WORK - IN - PROGRESS

₹ In Lakhs

Particulars	Year ended 31st March 2021	Year ended 31st March 2020
Inventory at the beginning of the year		
Traded Goods	650.17	1,892.38
	650.17	**1,892.38**
Inventories at the end of the year		
Traded Goods	624.19	650.17
	624.19	**650.17**
Total	**25.98**	**1,242.21**

Notes

to the Consolidated Financial Statements for the year ended 31st March 2021

30. EMPLOYEE BENEFIT EXPENSES

₹ In Lakhs

Particulars	Year ended 31st March 2021	Year ended 31st March 2020
Salaries & Wages	2,860.35	3,279.20
Remuneration to Managing Director	-	54.00
Remuneration to Wholetime Director	4.00	24.00
Contribution to Gratuity Fund	33.43	50.48
Compensatory Leave	(1.49)	25.13
Contribution to Provident & Other Funds	198.48	230.86
Staff Welfare Expenses	236.88	302.52
Total	**3,331.65**	**3,966.19**

*The MD of Company has waived his remuneration for the year ended 31st March, 2021 and Whole Time Director has waived his remuneration for 10 months of the current financial year.

31. FINANCE COSTS

₹ In Lakhs

Particulars	Year ended 31st March 2021	Year ended 31st March 2020
Interest	213.36	85.64
Other borrowing costs	571.22	526.42
Total	**784.58**	**612.06**

32. DEPRECIATION AND AMORTISATION EXPENSES

₹ In Lakhs

Particulars	Year ended 31st March 2021	Year ended 31st March 2020
Depreciation of tangible assets	4,096.09	4,137.38
Amortization of intangible assets	3.15	3.15
Depreciation of ROU assets	15.66	15.69
Total	**4,114.90**	**4,156.22**

33. OTHER EXPENSES

₹ In Lakhs

Particulars	Year ended 31st March 2021	Year ended 31st March 2020
Travelling & Conveyance	518.66	929.33
Rent	609.39	482.32
Rates & Taxes	19.87	16.27
Insurance	657.09	392.46
Service Charges	232.81	274.55
Brokerage & Commission	1.56	5.48
Operation & Maintenance Charges	1,283.39	1,232.97

Notes

to the Consolidated Financial Statements for the year ended 31st March 2021

₹ In Lakhs

Particulars	Year ended 31st March 2021	Year ended 31st March 2020
Filing Fees	0.44	0.39
Legal & Professional Fees	617.29	335.20
Membership Fees	3.02	6.62
GST and other indirect taxes	559.90	467.94
Power & Fuel	199.58	224.14
Sundry Receivables Written off	1,100.71	-
Repairs to Plant & Machinery	6.01	14.54
Directors Sitting Fees	4.50	3.70
Auditors' Remuneration		
- as Statutory Auditor	9.37	8.92
- for Tax Audit	1.50	1.50
- for Certification and other services (including LR fees)	8.02	5.23
- as reimbursement of expenses	-	0.03
Cost Audit Fees	0.20	0.20
Bank Charges	155.85	125.57
Exchange Rate difference	(4.48)	7.33
CSR expenditure u/s 135 of Companies Act, 2013	123.64	105.25
Miscellaneous expenses	945.88	1,627.92
Total	**7,054.20**	**6,267.86**

34. TAX EXPENSE

a) Income Tax expenses recognised

₹ In Lakhs

Particulars	Year ended 31st March 2021	Year ended 31st March 2020
Current tax	4,926.64	4,708.09
Deferred tax	105.08	(978.80)
TAX related to earlier years	(0.12)	3.56
Total	**5,031.60**	**3,732.85**

35. EARNINGS PER EQUITY SHARE

₹ In Lakhs

Particulars	Year ended 31st March 2021	Year ended 31st March 2020
Net profit/ (loss) as per Statement of Profit & Loss (for calculation of Basic EPS) (₹ In Lakhs)	18,177.76	17,909.67
Net profit/ (loss) for calculation of Diluted EPS (₹ In Lakhs)	18,177.76	17,909.67
Weighted average number of equity shares in calculating Basic & Diluted EPS	11,00,00,000	11,01,53,908
Basic & Diluted earning per share (₹)	**16.53**	**16.26**

Notes

to the Consolidated Financial Statements for the year ended 31st March 2021

The weighted no. of equity share outstanding during the period and for all period presented are adjusted for events other than the conversion of potential equity shares, that have changed the no. of equity shares outstanding without a corresponding change in resources.

36. FINANCIAL INSTRUMENTS

a) Financial instruments by category

The carrying value and fair value of financial instruments by categories as on 31st March, 2021 are as follows:

₹ In Lakhs

Particulars	Amortised Cost	Fair Value through PL	Fair Value through OCI	Total Carrying Value
Assets:				
Investments				
In Equity Shares	-	1,925.25	1,067.82	2,993.07
In Mutual Funds	-	37,001.03	-	37,001.03
In Corporate Bonds	-	24,489.81	-	**24,489.81**
In Preference Shares	-	619.33	-	619.33
Cash & Cash Equivalents	7,374.52	-	-	7,374.52
Bank Balances	705.82	-	-	705.82
Loans*	10,949.24	-	-	10,949.24
Trade Receivables*	53,022.97	-	-	53,022.97
Other Financial Assets*	5,498.91	-	-	5,498.91
Total	77,551.46	64,035.42	1,067.82	1,42,654.70
Liabilities:				
Borrowings #*	4,000.31	-	-	4,000.31
Trade Payables*	**36,627.30**	-	-	**36,627.30**
Other Financial Liabilities*	52.64	-	-	52.64
Total	40,680.25	-	-	40,680.25

The carrying value and fair value of financial instruments by categories as on 31st March, 2020 are as follows:

₹ In Lakhs

Particulars	Amortised Cost	Fair Value through PL	Fair Value through OCI	Total Carrying Value
Assets:				
Investments				
In Equity Shares	-	1,925.25	47.42	1,972.67
In Mutual Funds	-	31,642.28	-	31,642.28
In Corporate Bonds	-	23,574.19	-	23,574.19
In Preference Shares	-	-	-	-
Cash & Cash Equivalents	3,648.51	-	-	3,648.51
Bank Balances	634.96	-	-	634.96
Loans*	1,228.98	-	-	1,228.98
Trade Receivables*	57,416.27	-	-	57,416.27
Other Financial Assets*	7,608.09	-	-	7,608.09
Total	**70,536.81**	**57,141.72**	**47.42**	**1,27,725.95**

Notes

to the Consolidated Financial Statements for the year ended 31st March 2021

₹ In Lakhs

Particulars	Amortised Cost	Fair Value through PL	Fair Value through OCI	Total Carrying Value
Liabilities:				
Borrowings #*	-	-	-	-
Trade Payables*	39,663.28	-	-	39,663.28
Other Financial Liabilities*	48.35	-	-	48.35
Total	**39,711.63**	**-**	**-**	**39,711.63**

*Value for these Financial Instruments have not been discounted as their carrying amounts are a reasonable approximation of their fair value

including Current Maturity

b) Fair value hierarchy

This section explains the estimates and judgements made in determining the fair values of Financial Instruments that are measured at fair value and amortised cost and for which fair values are disclosed in financial statements. To provide an indication about reliability of the inputs used in determining the fair values, the company has classified its financial instruments into the three levels prescribed under accounting standards. An explanation of each level follows underneath the table:

Level 1: includes financial Instrument measured using quoted prices (unadjusted) in active markets for identical assets and liabilities that the entity can access at the measurement date.

Level 2: Includes financial Instruments which are not traded in active market but for which all significant inputs required to fair value the instrument are observable. The fair value is calculated using the valuation technique which maximises the use of observable market data.

Level 3: Includes those instruments for which one or more significant input are not based on observable market data.

The following table presents fair value hierarchy of assets and liabilities measured at fair value as of 31st March, 2021:

₹ In Lakhs

Particulars	Fair Value	Fair value measurement using		
		Level 1	Level 2	Level 3
Assets:				
Investments				
In Equity Shares (unquoted)	1,972.67	-	1,972.67	-
In Equity Shares (quoted)	1,020.40	1,020.40	-	-
In Mutual Funds	37,001.03	37,001.03	-	-
In Corporate Bonds	24,489.81	24,489.81	-	-
In Preference Shares	619.33	619.33	-	-
Total	65,103.24	63,130.57	1,972.67	-

Notes

to the Consolidated Financial Statements for the year ended 31st March 2021

The following table presents fair value hierarchy of assets and liabilities measured at fair value as of 31st March, 2020:

₹ In Lakhs

Particulars	Fair Value	Fair value measurement using		
		Level 1	Level 2	Level 3
Assets:				
Investments				
In Equity Shares (unquoted)	1,972.67	-	1,972.67	-
In Equity Shares (quoted)	-	-	-	-
In Mutual Funds	31,642.28	31,642.28	-	-
In Corporate Bonds	23,574.19	23,574.19	-	-
In Preference Shares	-	-	-	-
Total	**57,189.14**	**55,216.47**	**1,972.67**	**-**

c. Fair Value disclosure of Financial assets and Financial Liabilities measured at amortised cost

The carrying amount of cash and cash equivalents, bank balances, trade receivables, loans, other financial assets, trade payables and other financial liabilities are considered to be the same as their fair value due to their short term nature and are in close approximation of fair value.

d. Investment in the Equity Shares of its Associates & Joint Venture

The Company's investment in the equity shares of its associates & joint venture is recognised at cost. The company has elected to apply previous GAAP carrying amount of its equity investment in subsidiaries, associates & joint venture as deemed cost as on the date of transition to Ind AS.

e. Finance Income and Finance Cost Instrument Category wise classification

Finance Income and Finance Cost Instrument Category wise classification for the year ended 31st March, 2021

₹ In Lakhs

	Amortised Cost	FVTOCI	FVTPL
Income			
Interest Income	195.37	-	961.68
	195.37	-	961.68
Expense			
Interest Expense	147.93	-	-
	147.93	-	-

Notes

to the Consolidated Financial Statements for the year ended 31st March 2021

Finance Income and Finance Cost Instrument Category wise classification for the year ended 31st March, 2020

₹ In Lakhs

	Amortised Cost	FVTOCI	FVTPL
Income			
Interest Income	203.78	-	1,936.03
	203.78	**-**	**1,936.03**
Expense			
Interest Expense	82.01	-	-
	82.01	**-**	**-**

The above amount of interest expenses does not include interest pertaining to taxation and other finance costs of ₹ 65.43 Lakhs and ₹ 3.63 Lakhs for the year ended 31/03/2021 and 31/03/2020 respectively.

37. FINANCIAL RISK MANAGEMENT

Financial risk factors

The Company's activities expose it to a variety of financial risks: market risk, liquidity risk and credit risk.

a) Market risk

i) Foreign Currency Risk

The primary market risk to the Company is foreign exchange risk. The Company is exposed to foreign exchange risk through its foreign currency loan, purchases from overseas suppliers and short term foreign currency loan. The Company pays off its foreign exchange exposure within a short period of time.

There is no borrowings in foreign currency as of 31st March 2021 and 31st March 2020

ii) Other Price Risk

The Company's exposure to equity securities price risk from movement in market price of related securities classified either as fair value through OCI or as fair value through Statement of Profit and Loss.

Assets:

b) Liquidity risk

Liquidity risk is the risk that the Company will encounter difficulty in meeting its obligations associated with its financial liabilities. The Company determines its liquidity requirement in the short, medium and long term. This is done by drawing up cash forecast for short and medium term requirements and strategic financing plan for long term.

The Company's principle source of liquidity are cash and cash equivalent, bank balances, cash flows from operations and investment in mutual funds. The Company believes that working capital is sufficient to meet its current requirements. Accordingly, no liquidity risk is perceived.

Notes

to the Consolidated Financial Statements for the year ended 31st March 2021

i) Maturity analysis

The table below provides details regarding the contractual maturities of financial liabilities as of 31st March, 2021:

₹ In Lakhs

Particulars	Less than 1 year	1-2 years	2-5 years	More than 5 years	Total
Borrowings	4,000.31	-	-	-	4,000.31
Trade Payables	36,627.30	-	-	-	36,627.30
Other Financial Liabilities	52.64	-	-	-	52.64

The table below provides details regarding the contractual maturities of financial liabilities as of 31st March, 2020:

₹ In Lakhs

Particulars	Less than 1 year	1-2 years	2-5 years	More than 5 years	Total
Borrowings	-	-	-	-	-
Trade Payables	39,663.28	-	-	-	39,663.28
Other Financial Liabilities	48.35	-	-	-	48.35

ii) Financing arrangement

The Company had access to the undrawn borrowing facilities at the end of reporting period.

₹ In Lakhs

Particulars	As at 31st March 2021	As at 31st March 2020
Bank Cash Credit	21,099.69	20,100.00

Undrawn limit has been calculated based on available drawing power

c) Credit Risk

Credit risk is the risk that counter party will not meet its obligation under a financial instrument leading to a financial loss. The company is exposed to credit risk from investments, trade receivables, cash and cash equivalents, bank balances, loans and other financial assets.

The maximum exposure of financial asset to credit risk are as follows:

₹ In Lakhs

Particulars	As at 31st March 2021	As at 31st March 2020
Investments	65,103.24	57,189.14
Cash & Cash Equivalents	7,374.52	3,648.51
Bank Balances	705.82	634.96
Loans	10,949.24	1,228.98
Trade Receivables	53,022.97	57,416.27
Other Financial Assets	5,498.91	7,608.09

Notes

to the Consolidated Financial Statements for the year ended 31st March 2021

Credit risk on cash and cash equivalent and bank balances is limited as the Company generally invest in deposits with recognised banks. Investments primarily include investments in liquid mutual fund units, quoted bonds and investment in subsidiaries, associates & joint venture. Loan is provided to joint venture company which is repayable on demand. Trade receivables are unsecured and are derived from revenue from customers who are primarily Public Sector Undertakings and hence the risk is limited. Other financial assests primarily includes the deposit made for tender participation, rent & electricity deposit and interest accrued but not due.

38. CAPITAL MANAGEMENT

For the purpose of managing capital, Capital includes issued equity share capital and reserves attributable to the equity share holders.

The objective of the company's capital management are to:

- Safeguard their ability to continue as going concern so that they can continue to provide benefits to their shareholders.

- Maximise the wealth of the shareholder.

- Maintain optimum capital structure to reduce the cost of the capital.

The Company manages its capital structure and makes adjustments in light of changes in economic conditions and requirement of financial covenants. In order to maintain or adjust the capital structure, the Company may adjust the dividend payment to shareholders, return capital to shareholders or issue new shares. The company monitors capital using a gearing ratio, which is net debt divided by total capital plus net debt. The Company includes within net debt, loans and borrowings, less cash and cash equivalents.

Gearing Ratio is as follows:

Particulars		As at 31st March 2021	As at 31st March 2020
Net debt	(₹ In Lakhs)	-	-
Total equity	(₹ In Lakhs)	1,61,624.05	1,49,646.96
Gearing Ratio	No of Times	-	-

In order to achieve this overall objective, the Company's capital management, amongst other things, aims to ensure that it meets financial covenants attached to the loans and borrowings that define capital structure requirements. There have been no breaches in the financial covenants of any loans and borrowing in the current period.

No changes were made in the objectives, policies or processes for managing capital during the years ended 31st March 2021 and 31st March 2020.

Notes

to the Consolidated Financial Statements for the year ended 31st March 2021

Dividends:

₹ In Lakhs

Particulars	As at 31st March 2021	As at 31st March 2020
i) Dividend on Equity Shares recognised during the reporting period		
1st Interim dividend for the year ended 31st March 2021 of ₹ 3/- (Previous Year: Nil) per fully paid share	3300.00	-
2nd Interim dividend for the year ended 31st March 2021 of ₹ 3/- (Previous Year: Nil) per fully paid share	3300.00	-
ii) Dividend on equity shares not recognised at the end of the reporting period		
In addition to the above dividends, since year end the directors have recommended the payment of a final dividend of ₹ 4/- (Previous Year: Nil) per fully paid Shares. The proposed dividend is subject to the approval of shareholders in the ensuing AGM.	4400.00	-

39. DISCLOSURES IN ACCORDANCE WITH INDAS 19 (2015) ON "EMPLOYEES BENEFITS":

a) Defined Contribution Plans

The Company made contributions towards Provident Fund, a defined contribution retirement benefit plan for qualifying employees. The Provident Fund Plan is operated by the Regional Provident Fund Commissioner. The contribution payable to these plans by the company are at rates specified in the rules of the scheme.

Expenses recognised for Defined Contribution Plan

₹ In Lakhs

Particulars	Year ended 31st March 2021	Year ended 31st March 2020
Company's Contribution to Provident fund	197.25	228.86
Company's Contribution to ESI	1.23	2.00
	198.48	230.86

b) Defined Benefit Plans

The Company offers the following employee benefits to its employees

i) Gratuity

ii) Compensated Absensce

Defined Benefit Obligations

The below tables set forth the changes in the projected benefit obligation and plan assets and amounts recognised in the standalone financial statements as at 31st March 2021 and 31st March 2020, being the respective measurement dates.

Notes

to the Consolidated Financial Statements for the year ended 31st March 2021

Actuarial Valuation of Gratuity Liability (Funded)

₹ In Lakhs

Changes in Present Value of Obligation as at	Year ended 31st March 2021	Year ended 31st March 2020
Present value of obligation as on last valuation	577.32	554.41
Increase in Obligation as per scheme of amalgamation	-	-
Current Service Cost	43.83	45.31
Interest Cost	36.73	35.68
Plan Amendments: Vested portion at the end of period (Past Service)	-	-
Actuarial gain/loss on obligations due to Change in Financial Assumption	(17.60)	49.12
Actuarial gain/loss on obligations due to Unexpected Experience	18.25	(69.74)
Benefits Paid	99.03	37.46
Present value of obligation as on valuation date	559.50	577.32

₹ In Lakhs

Changes in Fair Value of Plan Assets as at	Year ended 31st March 2021	Year ended 31st March 2020
Fair value of Plan Assets at Beginning of period	677.29	458.16
Increase in Plan assets as per scheme of amalgamation	-	-
Interest Income	47.14	30.51
Employer Contributions	-	96.26
Benefits Paid	99.03	37.46
Return on Plan Assets excluding Interest Income	(2.28)	129.83
Fair value of Plan Assets at End of measurement period	623.12	677.30

₹ In Lakhs

Table Showing Reconciliation to Balance Sheet	Year ended 31st March 2021	Year ended 31st March 2020
Funded Status	63.62	99.97
Fund Asset	623.12	677.29
Fund Liability	559.50	577.32

Table Showing Plan Assumptions	Year ended 31st March 2021	Year ended 31st March 2020
Discount Rate	6.96% p.a.	7.66% p.a.
Expected Return on Plan Asset	6.96% p.a.	7.66% p.a.
Rate of Compensation Increase(Salary Inflation)	6.00% p.a.	6.00% p.a.
Average expected future service (Remaining working Life)	16	17
Mortality Table	IALM 2006-2008 Ultimate	IALM 2006-2008 Ultimate
Superannuation at age-Male	60	60
Superannuation at age-Female	60	60

Notes

to the Consolidated Financial Statements for the year ended 31st March 2021

Early Retirement & Disablement (All Causes Combined)	1% p.a.	1% p.a.

₹ In Lakhs

Expense Recognised in statement of Profit/Loss as at	Year ended 31st March 2021	Year ended 31st March 2020
Current Service Cost	43.83	45.31
Past Service Cost (vested)	-	-
Net Interest Cost	(10.40)	5.17
Benefit Cost(Expense Recognized in Statement of Profit/loss)	33.43	50.48

₹ In Lakhs

Other Comprehensive Income	Year ended 31st March 2021	Year ended 31st March 2020
Actuarial gain/loss on obligations due to Change in Financial Assumption	(17.60)	49.12
Actuarial gain/loss on obligations due to Unexpected Experience	18.25	(69.74)
Total Actuarial (gain)/losses	0.65	(20.62)
Return on Plan Asset, Excluding Interest Income	(2.28)	129.83
Balance at the end of the Period	2.93	(150.45)
Net (Income)/Expense for the Period Recognized in OCI	2.93	(150.45)

₹ In Lakhs

Table Showing Allocation of Plan Asset at end Measurement Period	Year ended 31st March 2021	Year ended 31st March 2020
Central Government Securities	44.95	44.95
State Government Securities	0.80	1.40
PSU Bonds	26.00	26.00
Investment with Bank in Special Deposit Scheme	27.30	27.30
Administered by Birla Sun Life Insurance Company Limited	523.35	498.74
Others	-	7.87
Cash & Cash Equivalents	0.72	71.03
Total	623.12	**677.29**

Table Showing Total Allocation in % of Plan Asset at end Measurement Period	Year ended 31st March 2021	Year ended 31st March 2020
Central Government Securities	7.21%	6.64%
State Government Securities	0.13%	0.21%
PSU Bonds	4.17%	3.84%
Investment with Bank in Special Deposit Scheme	4.38%	4.03%
Administered by Birla Sun Life Insurance Company Limited	83.99%	73.64%
Accrued Interest on Investment	0.00%	1.16%
Cash & Cash Equivalents	0.12%	10.48%
Total	100.00%	**100.00%**

Notes

to the Consolidated Financial Statements for the year ended 31st March 2021

Mortality Table

Age	Mortality (Per Annum)
25	0.000984
30	0.001056
35	0.001282
40	0.001803
45	0.002874
50	0.004946
55	0.007888
60	0.011534
65	0.0170085
70	0.0258545

₹ In Lakhs

Sensitivity Analysis	Year ended 31st March 2021	
	Increase	Decrease
Discount Rate (-/+ 0.5%)	532.11	589.35
Salary Growth (-/+ 0.5%)	589.33	531.88
Attrition Rate (-/+ 0.5%)	559.51	559.50
Mortality Rate (-/+ 10%)	559.60	559.41

₹ In Lakhs

Sensitivity Analysis	31st March 2020	
	Increase	Decrease
Discount Rate (-/+ 0.5%)	551.73	605.18
Salary Growth (-/+ 0.5%)	604.98	551.60
Attrition Rate (-/+ 0.5%)	578.08	576.55
Mortality Rate (-/+ 10%)	580.86	573.77

Table Showing Cash Flow Information	₹ In Lakhs
Next Year Total (Expected)	573.71
Minimum Funding Requirements	(19.45)

Notes

to the Consolidated Financial Statements for the year ended 31st March 2021

Table Showing Benefit Information Estimated Future payments(Past Service)

Year	₹ In Lakhs
1	70.90
2	38.76
3	34.35
4	24.21
5	36.69
6 to 10	201.82
More than 10 years	977.89
Total Undiscounted Payments Past and Future Service	-
Total Undiscounted Payments related to Past Service	1,384.61
Less Discount For Interest	825.11
Projected Benefit Obligation	559.50

Table Showing Outlook Next Year Components of Net Periodic benefit Cost Next Year	₹ In Lakhs
Current Service Cost (Employer portion Only) Next period	44.51
Interest Cost next period	36.47
Expected Return on Plan Asset	43.37
Benefit Cost	37.61

Notes

to the Consolidated Financial Statements for the year ended 31st March 2021

40. SEGMENT REPORTING:

A) The Operating Segments have been reported in a manner consistent with the internal reporting and evaluation by Chief Operating Decision Maker (CODM) based on the guiding principles given in Ind AS 108 - Operating Segments notified under the Companies (Accounting Standard) Rules 2015, the Company's primary business segments are EPC (Construction) and Energy (Power). Financial information about the primary business segments are presented in table given below:

₹ In Lakhs

	Year ended 31st March 2021				Year ended 31st March 2020			
	EPC (Construction)	Energy (Power)	Unallocable	Total	EPC (Construction)	Energy (Power)	Unallocable	Total
A. REVENUE								
1 Sales	78,919.36	10,003.50	-	88,922.86	78,434.94	9,181.67	-	87,616.61
2 Others	249.32	-	5,279.08	5,528.40	-	-	2,511.64	2,511.64
3 Interest Revenue	-	-	1,157.05	1,157.05	-	-	2,139.81	2,139.81
4 Total Revenue	79,168.68	10,003.50	6,436.13	95,608.31	78,434.94	9,181.67	4,651.45	92,268.06
B. RESULT								
1. Segment result/operating Profit before Tax and Interest	14,490.06	3,263.14	6,424.91	24,178.11	13,865.35	3,601.13	4,643.89	22,110.37
2. Interest Expenses	-	-	784.58	784.58	-	-	612.06	612.06
3. Share of Profit /(Loss) from Joint Venture	-	-	-	(184.17)	-	-	-	144.21
4. Provision for Taxation	-	-	5,031.60	5,031.60	-	-	3,732.85	3,732.85
5. Net Profit before Tax	14,490.06	3,263.14	608.73	18,177.76	13,865.35	3,601.13	298.98	17,909.67
C. OTHER INFORMATION								
1. Segment Assets	70,227.13	67,394.33	82,639.67	2,20,261.13	67,148.44	70,335.72	70,462.45	2,07,946.61
2. Segment Liabilities	46,415.05	713.25	11,508.78	58,637.08	46,627.80	386.42	11,285.43	58,299.65
3. Capital Expenditure	5.30	-	-	5.30	31.73	26.00	-	57.73
4. Depreciation	123.41	3,987.62	3.87	4,114.90	164.97	3,987.38	3.87	4,156.22

Notes

to the Consolidated Financial Statements for the year ended 31st March 2021

(B) Geographical Segment

As the revenues from overseas sites does not exceed the minimum threshold limit for such disclosure, no separate disclosure for Geographical segment (Secondary Segment) is applicable.

(C) Information about major customers

Total amount of revenues from customers (each exceeding 10% of total revenues of the Company) is ₹ 36310.02 Lakhs (Previous Year: ₹ 51211.02 Lakhs).

(D) There are no inter-segment revenues.

(E) Based on Timing of Revenue

₹ In Lakhs

	Year ended 31st March 2021	Year ended 31st March 2020
At a Point in Time	67,181.10	64,972.18
Over Time	21,741.76	22,644.43
Total	**88,922.86**	**87,616.61**

(F) Contract Balances

₹ In Lakhs

	Year ended 31st March 2021	Year ended 31st March 2020
The following table provides information about receivable, contract assets and contract liabilities from contract with customers		
Receivables which are included in Trade and Other Receivables	53,022.97	57,416.27
Contract Assets	15,233.91	9,668.14
Contract Liabilities	3,852.40	4,534.09

(G) The Company has recognised the differential tariff charge of ₹ 0.975 per unit on electricity units (Energy Division) billed during the financial year 2019-20 and 2020-21 aggregating to ₹ 3,636.37 Lakhs vide APTEL impugned Order dated 28.1.2021 and the same has been shown under Revenue from Operations.

(H) There is no financing component and variable consideration in the transaction price.

Notes

to the Consolidated Financial Statements for the year ended 31st March 2021

41. RELATED PARTY DISCLOSURES

41.1 Name of related parties and related party relationship

S. No.	Name of the party	Nature of relationship
1	Jhajjar KT Transco Pvt. Ltd.	Joint Venture Company (Ceased to be Joint Venture Company w.e.f. 28th September, 2020)
2	Kohima-Mariani Transmission Ltd.	Joint Venture Company
3	Shri Padam Prakash Gupta	Managing Director and Key Management Person
4	Shri Ankit Saraiya	Wholetime Director and Key Management Person
5	Ms Avantika Gupta	Non Executive Director & Relative of Key Management Person
6	Shri Rajendra Prasad Singh	Non-Executive and Independent Director
7	Shri Vasudevan Kotivenkatesan	Non-Executive and Independent Director
8	Shri Krishna Murari Poddar	Non-Executive and Independent Director
9	Shri Samarendra Nath Roy	Non-Executive and Independent Director
10	Shri Kadenja Krishna Rai	Non-Executive and Independent Director
11	Ms. Dipali Khanna	Non-Executive and Independent Director
12	Shri Pradeep Kumar Lohia	Chief Financial Officer and Key Management Person
13	Shri Niranjan Brahma	Company Secretary and Key Management Person

41.2 Disclosure of significant transactions with related parties and the status of outstanding balances

Transactions during the year

₹ In Lakhs

Particulars	Year ended 31st March 2021	Year ended 31st March 2020
Jhajjar KT Transco Pvt. Ltd.		
Rendering of services as per maintenance contract	263.54	536.02
Interest on loan given	17.52	35.27
Dividend Received	1,580.73	-
Loan given	-	60.00
Loan given (Refund)	(394.75)	-
Kohima-Mariani Transmission Ltd.		
Supply of Materials & rendering of service	123.64	22,432.87
Loan given	200.00	-
Interest on loan given	91.93	81.66
Advance received	-	1,125.00
Investment in Share Capital of the Company	-	3,942.07
Shri Padam Prakash Gupta		
Remuneration to Managing Director	-	54.00
Shri Ankit Saraiya		
Remuneration to Wholetime Director	4.00	24.00

Notes

to the Consolidated Financial Statements for the year ended 31st March 2021

₹ In Lakhs

Particulars	Year ended 31st March 2021	Year ended 31st March 2020
Remuneration to Non- Executive and Independent Directors		
Directors Sitting Fees	4.50	3.70
Shri Pradeep Kumar Lohia		
Employee Benefit expenses	28.40	25.07
Shri Niranjan Brahma		
Employee Benefit expenses	18.90	20.99

Outstanding Balances

₹ In Lakhs

Particulars	Year ended 31st March 2021	Year ended 31st March 2020
Jhajjar KT Transco Pvt. Ltd.		
Loan given	-	394.75
Receivable	-	243.78
Kohima-Mariani Transmission Ltd.		
Loan given	949.24	834.24
Interest Receivable	158.81	76.76
Receivable	385.00	-
Retention amount receivable	-	1,760.65

41.3 The Company has entered into consortium with

Sl No	Name of Joint arrangement	Nature of entity's relationship	Principal place of business	Proportion of participating share held
1	Jhajjar KT Transco Pvt. Ltd.*	Joint Venture	India	48.96%
2	Kohima-Mariani Transmission Ltd.	Joint Venture	India	26.00%

Details of propotionate share in Assets, Liabilities, Income and Expenditure of the Company in its Joint Ventures are given below:

Name of Joint Venture Company: Jhajjar KT Transco Pvt. Ltd.*

₹ In Lakhs

Particulars	Year ended 31st March 2021	Year ended 31st March 2020
Assets	-	13,801.93
Liabilities	-	8,586.13
Income	933.73	1,943.96
Expenditure	647.86	1,187.52

*Income & Expenditures have been taken upto 27th September, 2020 on which date investment in JV Company was disposed off.

Notes

to the Consolidated Financial Statements for the year ended 31st March 2021

Name of Joint Venture Company: Kohima-Mariani Transmission Ltd

₹ In Lakhs

Particulars	Year ended 31st March 2021	Year ended 31st March 2020
Assets	35,903.37	31,032.11
Liabilities	29,651.49	24,383.21
Income	4,269.90	-
Expenditure	6,311.01	-

Transactions with the related parties are at arm's length prices. The amount outstanding are unsecured and will be settled in cash. No guarantees have been given or received during the year from any of the related parties. No expenses have been recognised in the current year or previous year for bad or doubtful debts in respect of the amount owed by related parties.

42. The Techno Electric and Engineering Co Limited (The Company) had given inter corporate deposits (ICDs) amounting to ₹ 10,000 Lakhs to a company (Borrower) during earlier years which was secured against mortgage of immovable property and other securities provided by the Borrower. The Borrower had defaulted in refunding the ICD on the due date and the Promoters directors of the Company had undertaken to compensate the Company in case of any shortfall in the recovery of ICDs. Further, to allay the fears of the investors and also to remain respectful in the eyes of the investors for their undertaking, the promoters had provided security fund of equivalent amount.

With the consent of the Board of Directors, the promoters converted the said amount into escrow account, which will be used exclusively for meeting the shortfall in the recovery of ICDs along with interest after taking all the available legal remedies available to the Company. The Company has filed an application under IBC with the NCLT for recovery of ICDs and accrued interest thereon, the hearing of the application for admission is over and the judgement is awaited.

Since the amount of ICDs outstanding is fully secured by way of equivalent amount of deposit by promoters in escrow accounts, in view of the management the entire amount outstanding with accrued interest is recoverable hence no provision for impairment loss on the ICDs. Interest on such ICD shall be recognised on receipt basis owing to ongoing legal proceedings.

43. LEASES

The Group's significant leasing/ licensing arrangements are mainly in respect of residential / office premises and equipments, which are operating leases. The aggregate lease payable on these leasing arrangements are charged as rent and equipment hire charges in the Statement of Profit & Loss.

44. As per the regulatory approval obtained by the Company, the Company had transferred 74% (including shares held by its subsidiary/ associate) of its investment in Patran Transmission Company Limited. In view of transfer of controlling interest in the Patran and also there is no power to participate in the financial and operating policy decision of Patran Transmission Company Limited as per the agreement the balance investment held by the Company in Patran Transmission Company has been classified as Other Investment.

Notes

to the Consolidated Financial Statements for the year ended 31st March 2021

45. CONTINGENT LIABILITIES

₹ In Lakhs

Particulars	Year ended 31st March 2021	Year ended 31st March 2020
Bank Guarantees given by the Company	545.64	1,598.95
Demand by various VAT/CST/ Entry Tax Authorities disputed by the Company (Payment made ₹ 18.27 Lakhs (Previous year ₹ 18.27 Lakhs)	93.47	93.47

46. SALE OF INVESTMENT IN JV COMPANY

The Company has disposed off its investment in Joint Venture Company namely, Jhajjar KT Transco Pvt. Ltd and hence, it ceased to be Joint Venture Company with effect from 28th September, 2020. Net gain on Investment includes ₹ 2,709.97 Lakhs(previous year: Nil) on account of sale of investment in Jhajjar KT Transco Pvt. Ltd. Dividend Income of ₹ 1,580.73 Lakhs (Previous year: Nil) received from Jhajjar KT Transco Pvt. Ltd. has been adjusted with carryng value of Invstments.

47. CAPITAL COMMITMENT

Estimated amount of contract pending for execution on Capital Account ₹ 3,205.81 Lakhs (previous year - Nil) and Capital Advance paid ₹ 3,205.81 Lakhs (Previous year - NIL)

48. UNHEDGED FOREIGN CURRENCY EXPOSURE

Unhedged Foreign Currency Exposure for the year ended 31st March 2021

In lakhs

Particulars	Currency	In Foreign Currency	Equivalent INR
Export Receivables	USD	17.72	1,302.71
Import Payables	USD	23.42	1,721.70
Import Payables	EURO	4.05	349.00

Unhedged Foreign Currency Exposure for the year ended 31st March 2020

In lakhs

Particulars	Currency	In Foreign Currency	Equivalent INR
Export Receivables	USD	-	-
Import Payables	USD	13.69	1,032.03
Import Payables	EURO	-	-

49. ESTIMATION OF UNCERTAINTIES RELATING TO THE GLOBAL HEALTH PENDAMIC FROM COVID 19

The company has considered internal and certain external sources of information including economic forecasts and industry reports upto the date of approval of the financial statements in determining the impact on various elements of its financial statements. The Company has used the principles of prudence in applying judgements, estimates and assumptions and based on the current estimates the company expects to recover the carrying amount of Trade Receivables including unbilled receivables, investments, and other assets. The eventual outcome of impact of

Notes

to the Consolidated Financial Statements for the year ended 31st March 2021

the global health pandemic may be different from those estimated as on the date of approval of these financial statements.

50. CODE ON SOCIAL SECURITY

The Indian Parliament has approved the Code on Social Security, 2020 which would impact the contributions by the company towards Provident Fund and Gratuity. The Ministry of Labour and Employment has released draft rules for the Code on Social Security, 2020 on November 13, 2020, and has invited suggestions from stakeholders which are under active consideration by the Ministry. The Company will assess the impact and its evaluation once the subject rules are notified and will give appropriate impact in its financial statements in the period in which, the Code becomes effective and the related rules to determine the financial impact are published.

51: INTEREST IN OTHER ENTITIES

A. Subsidiaries

The Group's Subsidiary companies, along with country of Incorporation, place of operation and principal activities for the year ended 31st March 2021 and 31st March 2020 are set out below:

Name of the Company	Relation with TEECL	Principal Activity	Country of Incorporation	Place of Operation	Proportion of ownership interest (incl. holding with nominee)	
					31-03-2021	31-03-2020
Techno Infra Developers Private Limited	Wholly Owned Subsidiary	IT enabled services	India	India	100.00%	100.00%
Techno Digital Infra Private Limited (Formerly Techno Clean Energy Private Limited)	Wholly Owned Subsidiary	IT enabled services	India	India	100.00%	100.00%
Techno Green Energy Private Limited	Wholly Owned Subsidiary	Wind Energy Generation	India	India	100.00%	100.00%
Techno Wind Power Private Limited	Wholly Owned Subsidiary	Wind Energy Generation	India	India	100.00%	100.00%
Rajgarh Agro Products Ltd*	Non-Wholly Owned Subsidiary	Agro Industry	India	India	96.10%	96.10%
Techno Power Grid Company Limited	Wholly Owned Subsidiary	Service Industry	India	India	100.00%	100.00%

*The subsidiary is not material to the Group, therefore information about the non-wholly owned subsidiary are not disclosed separately.

B. Interest in Joint Ventures

Details of Joint Venture of the Group are set out below.

Name of the JV	Country of Incorporation	Place of Operation	Proportion of ownership interest (incl. holding with nominee)		Carrying amount	
			31-03-2021	31-03-2020	31-03-2021	31-03-2020
Jhajjar KT Transco Pvt. Limited**	India	India	-	48.96%	-	5,215.71
Kohima-Mariani Transmission Company Limited	India	India	26.00%	26.00%	6274.4	6671.42
Total					6,274.40	11,887.13

** Ceased to be JV w.e.f. 28-09-2020

Notes

to the Consolidated Financial Statements for the year ended 31st March 2021

52. FINANCIAL INFORMATION PURSUANT TO SCHEDULE III OF COMPANIES ACT, 2013

S. No.	Name of the entity in the Group	Net Assets, i.e., total assets minus total liabilities		Share in profit or loss		Share in other comprehensive income		Share in total comprehensive income	
		As % of consolidated net assets	Amount (₹ In Lakhs)	As % of consolidated net profit	Amount (₹ In Lakhs)	As % of consolidated net assets	Amount (₹ In Lakhs)	As % of consolidated net assets	Amount (₹ In Lakhs)
Parent									
	Techno Electric & Engg. Co. Ltd.	99.65%	1,61,064.30	110.27%	20,045.08	100.00%	399.14	110.05%	20,444.22
	(formerly Simran Wind Project Limited)								
Subsidiaries (Indian)									
1	Techno Infra Developers Pvt. Ltd.	0.00%	1.83	-0.01%	(1.00)	-	-	-0.01%	(1.00)
2	Techno Digital Infra Pvt. Ltd.	0.00%	0.01	0.00%	(0.61)	-	-	0.00%	(0.61)
3	Techno Green Energy Pvt. Ltd.	0.00%	0.13	0.00%	(0.48)	-	-	0.00%	(0.48)
4	Techno Wind Power Pvt. Ltd.	0.00%	0.06	0.00%	(0.48)	-	-	0.00%	(0.48)
5	Techno Power Grid Company Ltd.	2.10%	3,387.35	-0.05%	(9.36)	-	-	-0.05%	(9.36)
6	Rajgarh Agro Products Ltd.	0.05%	76.20	-0.02%	(4.45)	-	-	-0.02%	(4.45)
Non controlling interest in all subsidiaries		0.00%	2.98	0.00%	-	-	-	0.00%	-
Joint Venture (investment as per equity method)									
1	Jhajjar KT Transco Pvt. Ltd (Ceased to be Joint Venture Company w.e.f. 28th September, 2020	0.00%	-	1.17%	212.84	-	-	1.15%	212.84
2	Kohima - Mariani Transmission Ltd.	3.87%	6,251.88	-2.18%	(397.02)	-	-	-2.14%	(397.02)
Consolidation adjustment		-5.67%	(9,157.71)	-9.17%	(1,666.76)	-	-	-8.97%	(1,666.76)
		100.00%	**1,61,627.03**	**100.00%**	**18,177.76**	**100.00%**	**399.14**	**100.00%**	**18,576.90**

The above figures for parent, its subsidiaries, associates and joint ventures are before inter company eliminations and consoldation adjustments.

53. The previous year figures have been regrouped and/or rearranged wherever considered necessary.

For Singhi & Co.
Chartered Accountants
Firm's Registration No. 302049E

Navindra Kumar Surana
Partner
Membership No 053816

P. K. Lohia
Chief Financial Officer

N. Brahma
Company Secretary
Membership No A-11652

P. P. Gupta
Managing Director
DIN: 00055954

S.N. Roy
Director
DIN: 00408742

Place: Kolkata
Date: 29th June 2021

Notes

Notes

Corporate Information

Board of Directors
Mr. P. P. Gupta, Managing Director
Mr. A. Saraiya, Wholetime Director
Mr. K. M. Poddar, Independent Director
Mr. K. Vasudevan, Independent Director
Mr. K. K. Rai, Independent Director
Mr. S. N. Roy, Independent Director
Dr. R. P. Singh, Independent Director
Ms. D. Khanna, Independent Woman Director
Ms. A. Gupta, Non-Executive Director

Company Secretary
Mr. N. Brahma

Bankers
Bank of Baroda (Formerly Vijaya Bank)
State Bank of India
ICICI Bank
Standard Chartered Bank
Citibank N.A.
IndusInd Bank
DBS Bank
HSBC
YES Bank
IDBI Bank
RBL Bank
Axis Bank
HDFC Bank
Kotak Mahindra Bank

Auditors
Singhi & Co.
161, Sarat Bose Road,
Kolkata - 700 026
Phone: (033) 24196000
Email: kolkata@singhico.com
Website: www.singhico.com

Registered Office
C-218, Ground Floor (GR-2), Sector-63,
Noida - 201307 (U.P.)
Email: desk.investors@techno.co.in
Website: www.techno.co.in

Corporate Office
1B Park Plaza, 71 Park Street,
Kolkata - 700016
Phone: (033) 40513000
Fax: (033) 40513326
Email: techno.email@techno.co.in

Registrar and Share Transfer Agent
Niche Technologies Private Ltd.
3A, Auckland Place, 7th Floor,
Room No. 7A & 7B,
Kolkata – 700 017.
Ph : (033) 2280 6616/17/18
Fax: (033) 2280 6619
Email: nichetechpl@nichetechpl.com

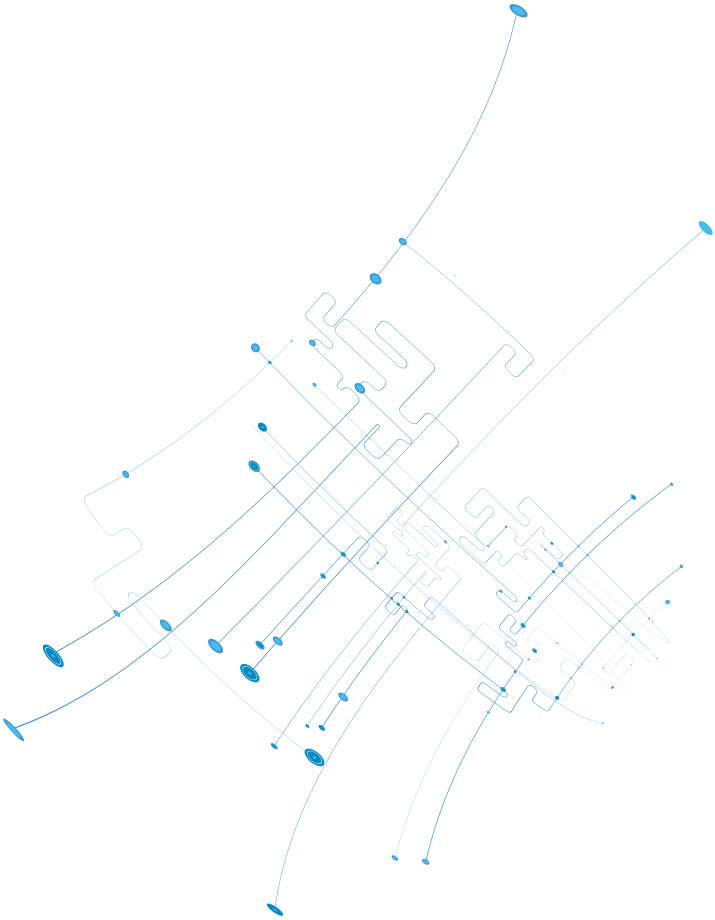

Techno Electric & Engineering Company Limited

Corporate office
1B Park Plaza, 71 Park Street,
Kolkata 700 016

/Concept, content and design at **AICL** (hello@aicl.in)