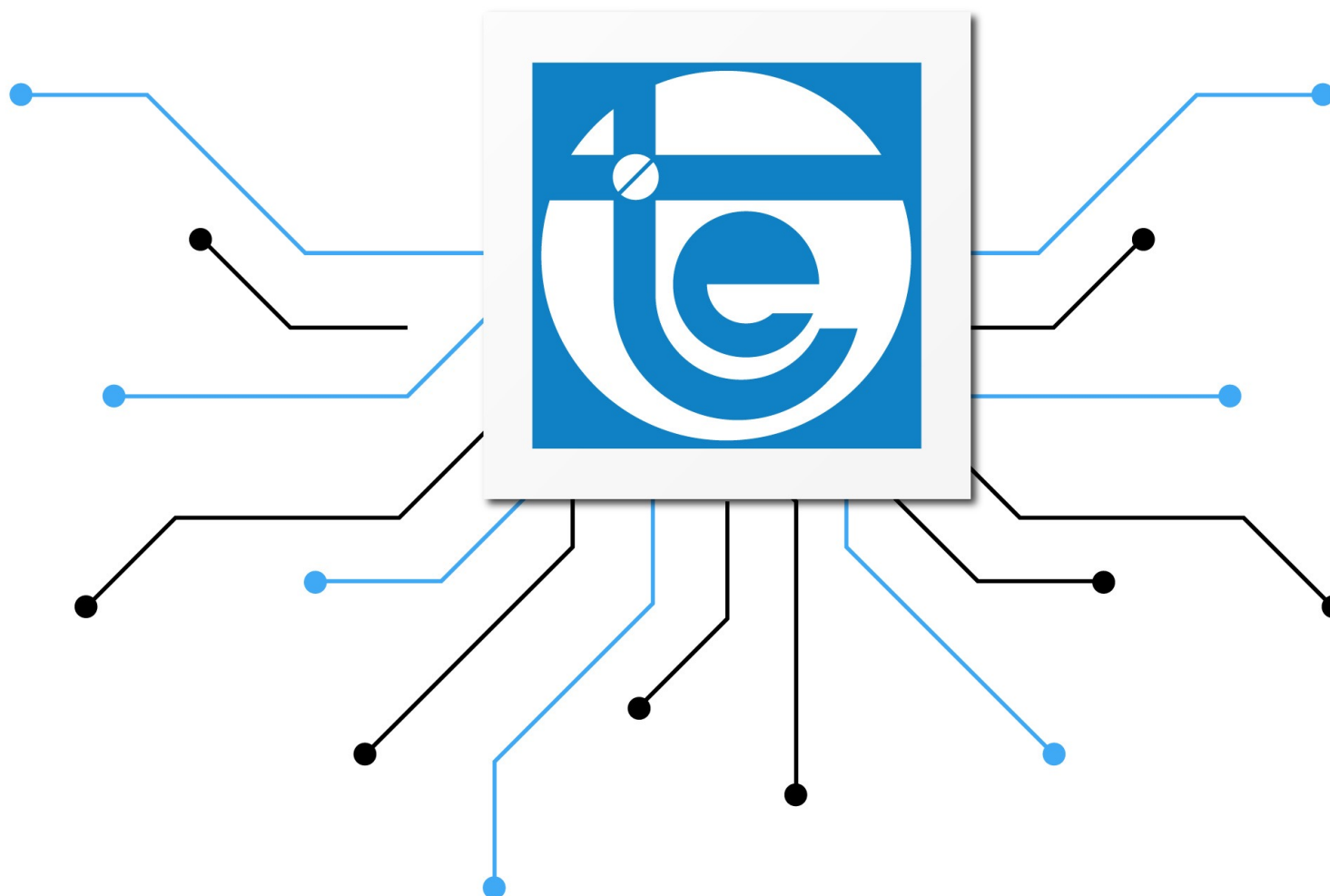
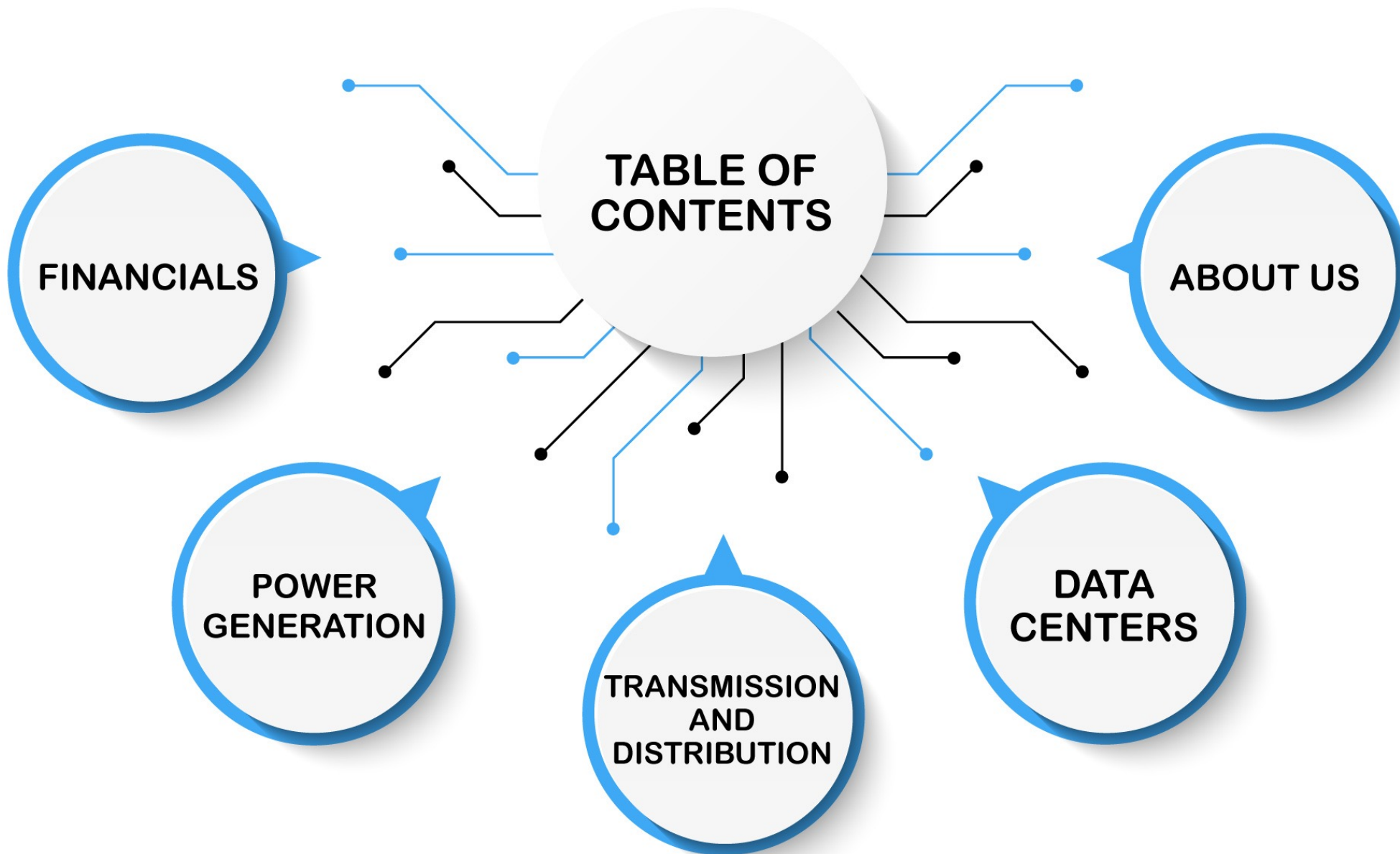


Techno Electric & Engineering Company Limited

Investor Presentation

Quarter Ended June 2025







Analysing Quarterly Financials

Q1FY26

Revenue (in million INR)

Q1FY26 5153

Q1FY25 4137

EBIDTA Margin (%)

Q1FY26 15.60%

Q1FY25 13.66%

PAT (in Million INR)

Q1FY26 991

Q1FY25 556

EBIDTA (in Million INR)

Q1FY26 804

Q1FY25 565

Other Income (in Million INR)

Q1FY26 578

Q1FY25 232

Interest Cost (in Million INR)

Q1FY26 121

Q1FY25 21

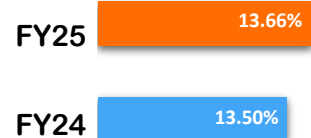
Analysing Yearly Financials

FY 24-25


Revenue (in million INR)



EBIDTA Margin (%)



PAT (in Million INR)




EBIDTA (in Million INR)



Other Income (in Million INR)

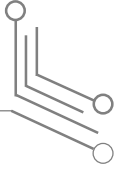


Interest Cost (in Million INR)

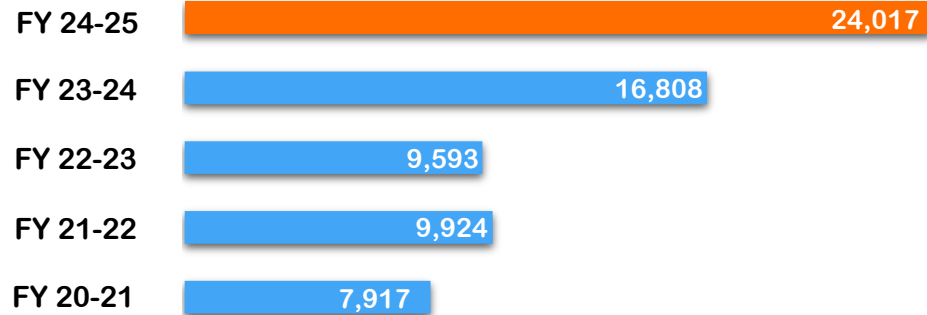


TEECL Financials over the Years (EPC)

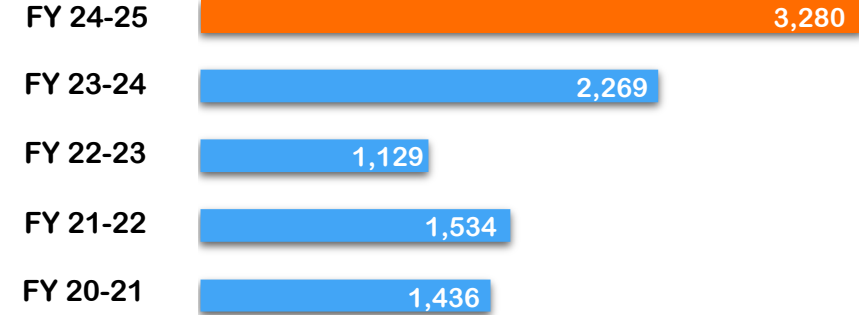
Credible partner with healthy financials and strong liquidity position; project finance expertise



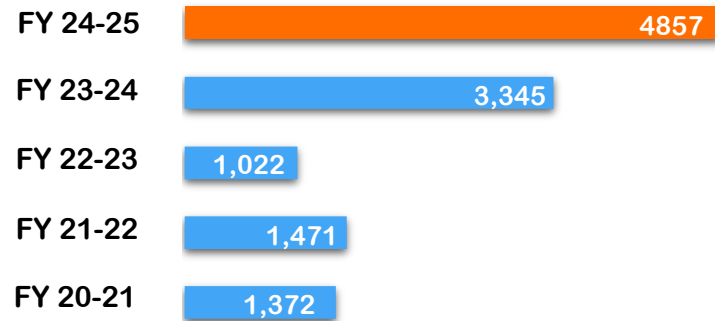
Revenue (in million INR)



EBIDTA (in Million INR)

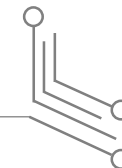


PBT (in Million INR)



Annual Financials

With Balance Sheet



Sources of Funds

| (in Millions INR) | FY-2025 | FY-2024 | FY-2023 |
|----------------------------------|--------------|--------------|--------------|
| Shareholders' Funds | 37670 | 21917 | 19580 |
| Security Deposits | 5500 | 0 | 0 |
| Deferred Tax Liabilities | 849 | 698 | 724 |
| Other Liabilities and Provisions | 2849 | 357 | 1843 |
| Total | 46868 | 22973 | 22147 |

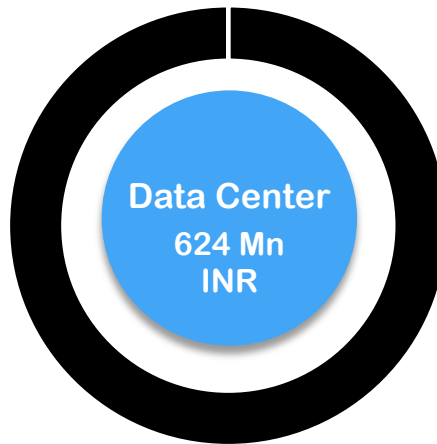
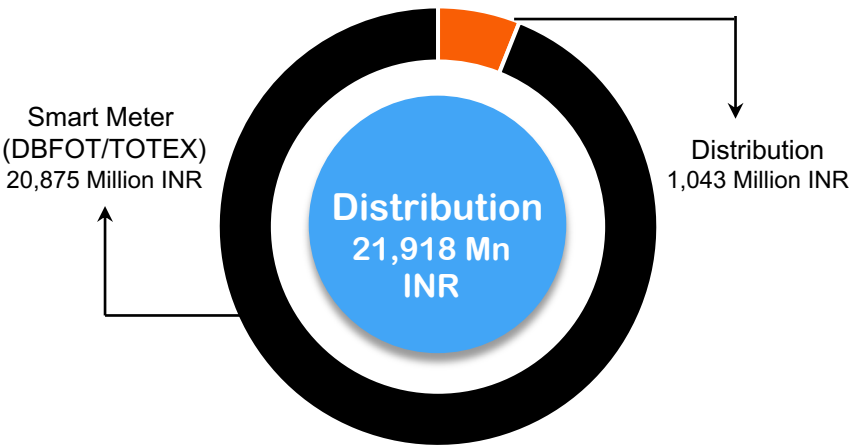
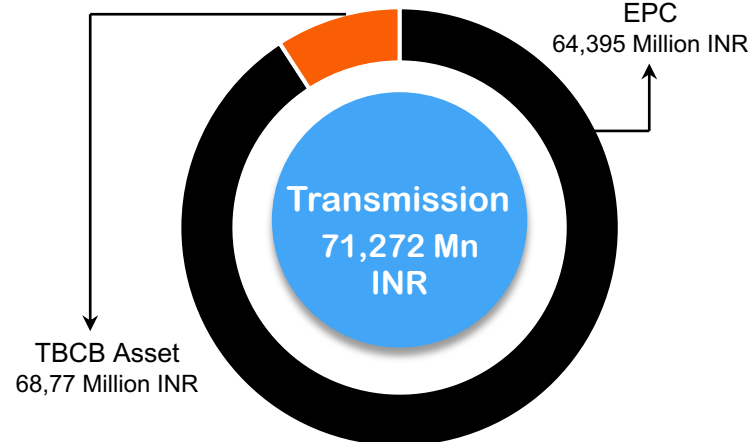
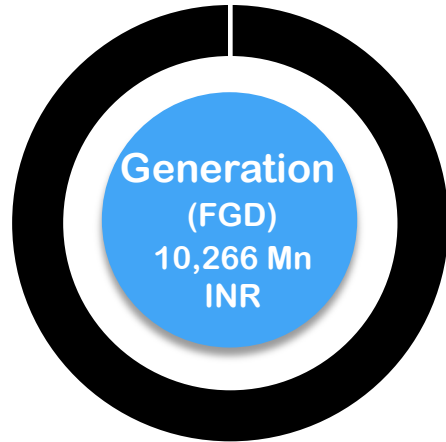
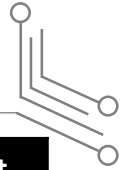
Application of Funds

| (in Millions INR) | FY-2025 | FY-2024 | FY-2023 |
|-------------------------------|--------------|--------------|--------------|
| Net Fixed Assets | 389 | 442 | 492 |
| Investments (in subsidiaries) | 6481 | 1623 | 617 |
| Loan and Advances | 4186 | 401 | 146 |
| Cash and Bank Balance | 25206 | 11636 | 14230 |
| Current Assets | 19655 | 14520 | 12483 |
| Current Liabilities | 9048 | 5649 | 5820 |
| Net Current Assets | 10607 | 8871 | 6662 |
| Total | 46868 | 22973 | 22147 |



EPC Order Book

Segment-wise order book for the quarter ended 30th June 2025

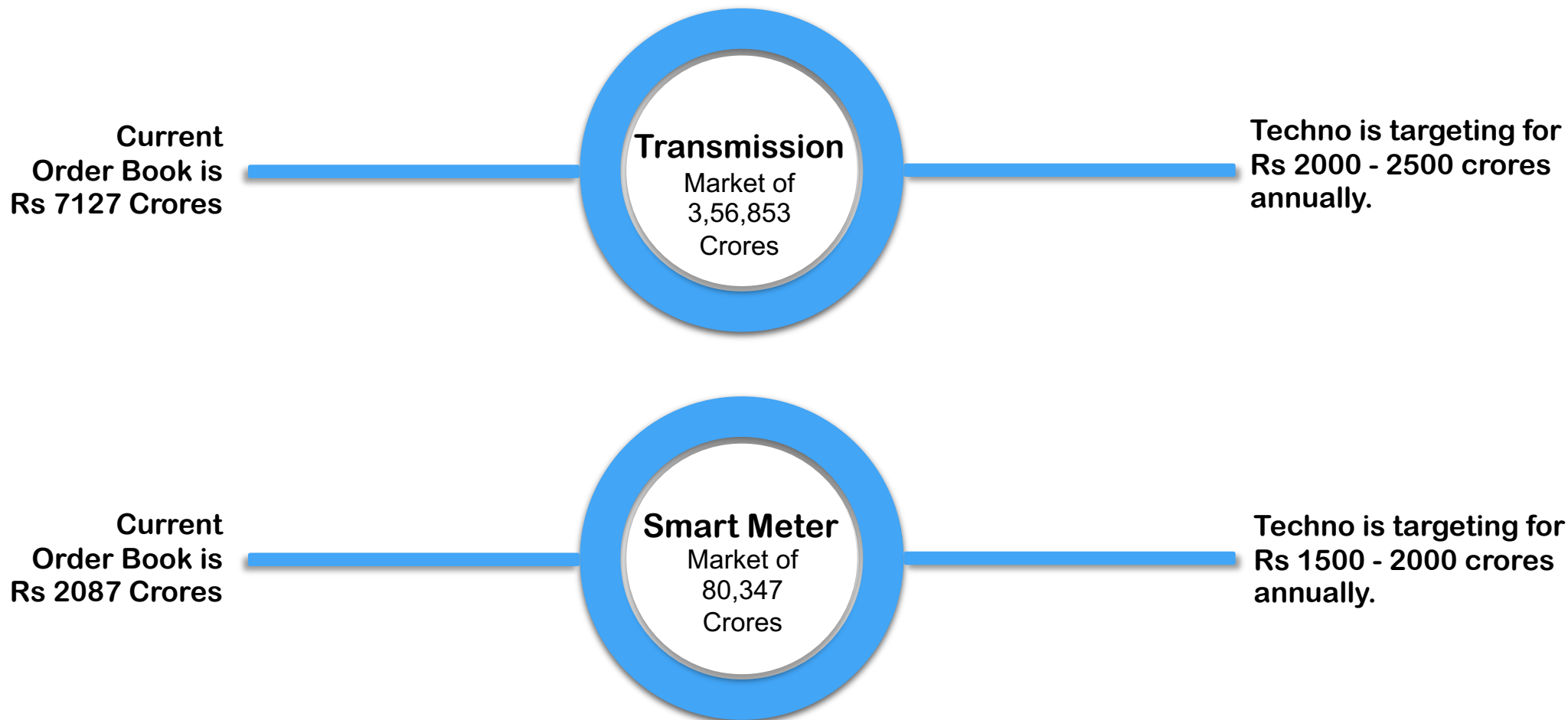
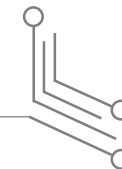


| Share (%) | Client Name | Amount (Millions) |
|-----------|---|-------------------|
| 22.08% | Power Grid Corporation of India Ltd. | 22,983 |
| 9.86% | Rajasthan Rajya Vidyut Prasaran Nigam Ltd. | 10,266 |
| 9.57% | Adani Energy Solutions Limited | 9,962 |
| 7.85% | Smart meter from J&K DISCOM | 8,167 |
| 7.35% | Indigrid (Ishanagar and Dhule) | 7,650 |
| 7.27% | Nepal MCA | 7,566 |
| 4.98% | Assam Electricity Grid Corporation Limited | 5,181 |
| 4.69% | Smart meter from Ranchi DISCOM | 4,886 |
| 4.27% | NERES XVI, POWER TRANSMISSION LTD, GOGAMUKH | 4,443 |
| 22.08% | Others | 22,978 |
| 100% | Total | 1,04,080 |

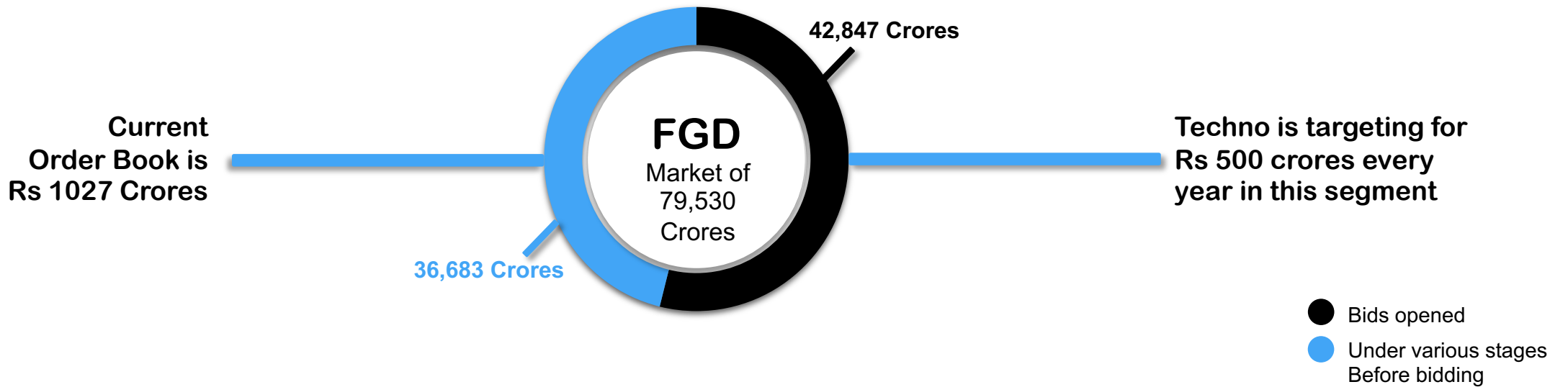
*Note: We are L1 in orders worth Rs 711 crores as on 30th June 2025.



Leveraging Opportunities in Transmission and Distribution



Leveraging Opportunities in Power Generation



Our Data Center Vision

Aligned to the Big Picture

The Map shows the 102 cities of EDGE Data Centers across India

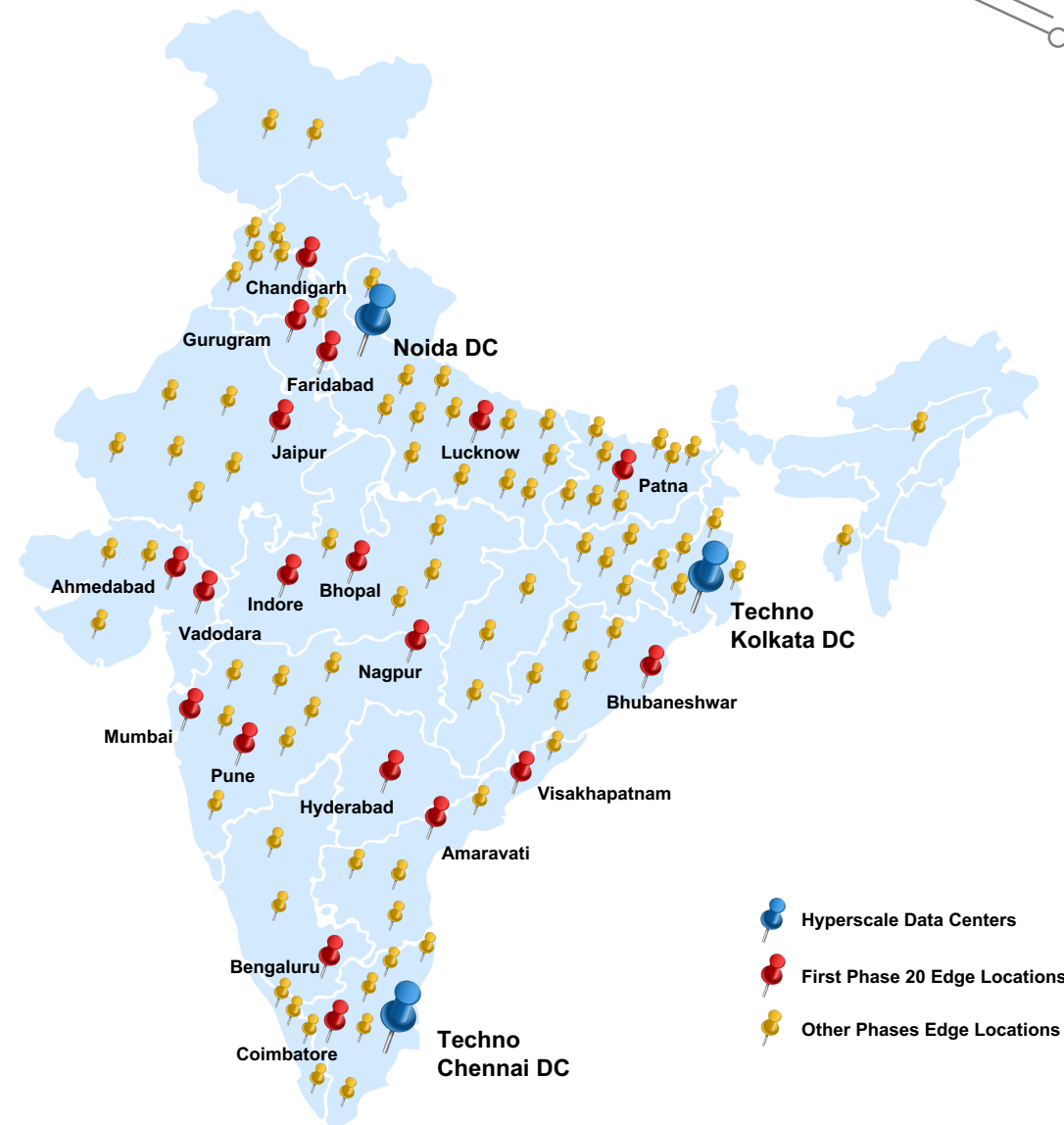
Additionally, the map highlights the Hyperscale facilities of Chennai and Kolkata Data Centers, which are set to act as the Central Data Center hub for all the Edge locations.

Techno Data Center in Chennai is commissioning soon

Techno Data Center in Kolkata will be commissioning in 2027

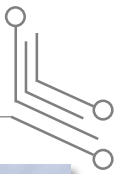
The Edge Data Centers will be developed in phases, with 20 edge data centers planned for each phase. The locations of the first phase are marked on the map with RED pins.

We have secured a concession from RailTel to build a hyperscale Data Center of 18 MW in Noida. The construction work for the same is going on and we expect a partial commissioning in H2FY26.




Chennai Data Center

Work in Progress



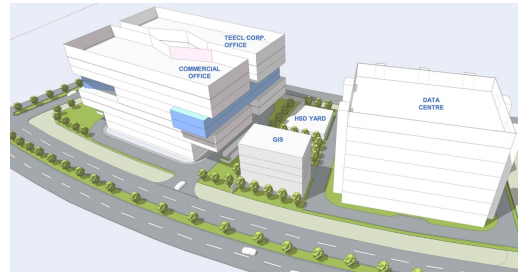
Chennai Data Center Status

- All civil work has been completed, and MEP work is currently underway.
- The data center is scheduled to be commissioned at the end of August 2025.
- The construction will be completed in phases, with the first phase of 5.6 MW currently under development.
- Once the first phase is commissioned, each subsequent phase will be completed within six months, depending on customer acquisition.



Kolkata Data Center

In construction phase



4-acre Land acquired



Site already in Possession of TEECL



Set up Data center in Kolkata with Capacity of 13 MW



Topographic survey is done

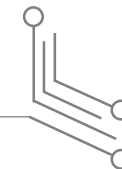


The schematic design is completed, and construction work has started.

The Plot is surrounded by multiple Data center companies like NTT, STT, CTRLs, Digital Reality, & Adani Connex.

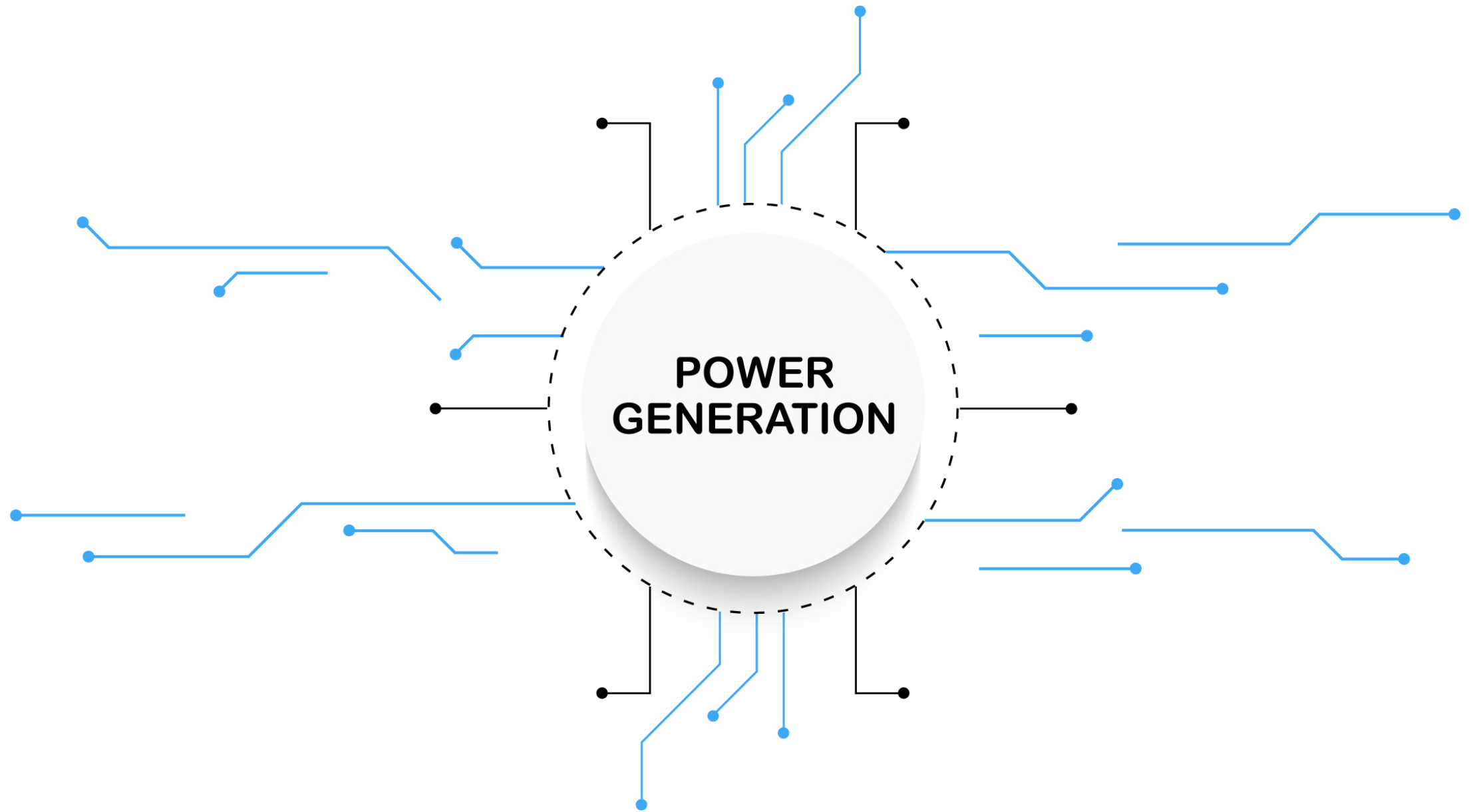
| Location | Distance from TEECL Site |
|--------------------------------------|--------------------------|
| Highway (Belghoria Expressway) | 5 km |
| Arterial Route (Biswa Bangla Sarani) | 225 meters |
| Kolkata International Airport | 1.5 km |

Techno Data Center Roadmap



❖ **Initial surveys are now underway**, assessing **each site's potential** to bring data infrastructure closer to key markets and communities, paving the way for enhanced connectivity and efficiency across the country.

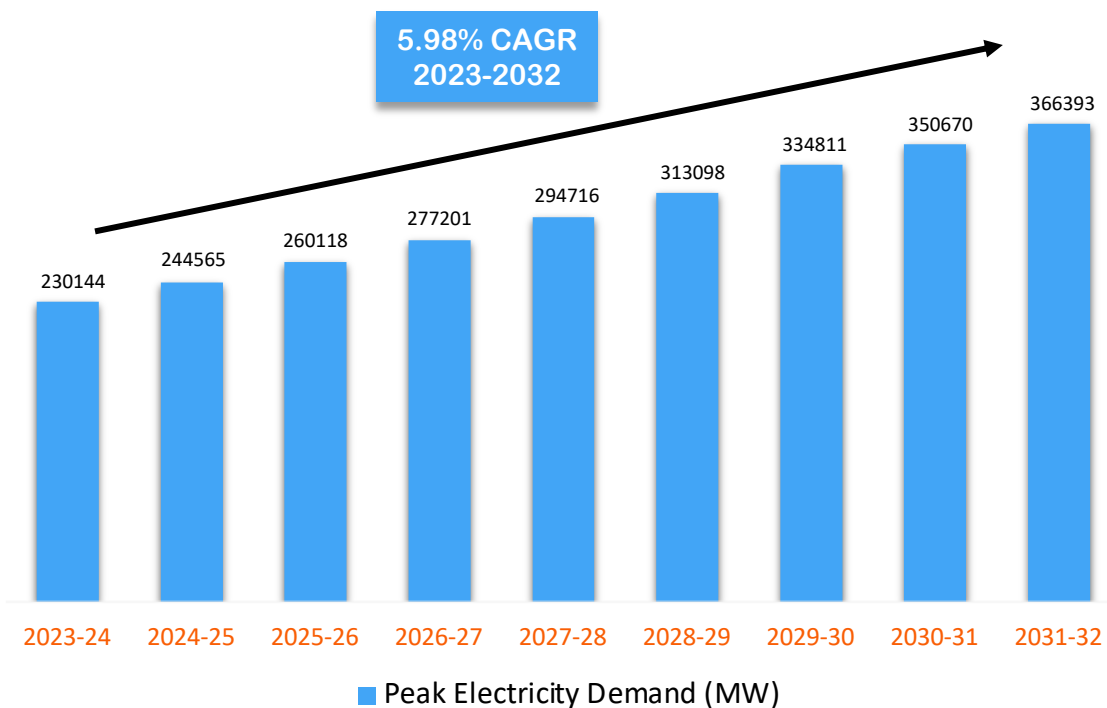




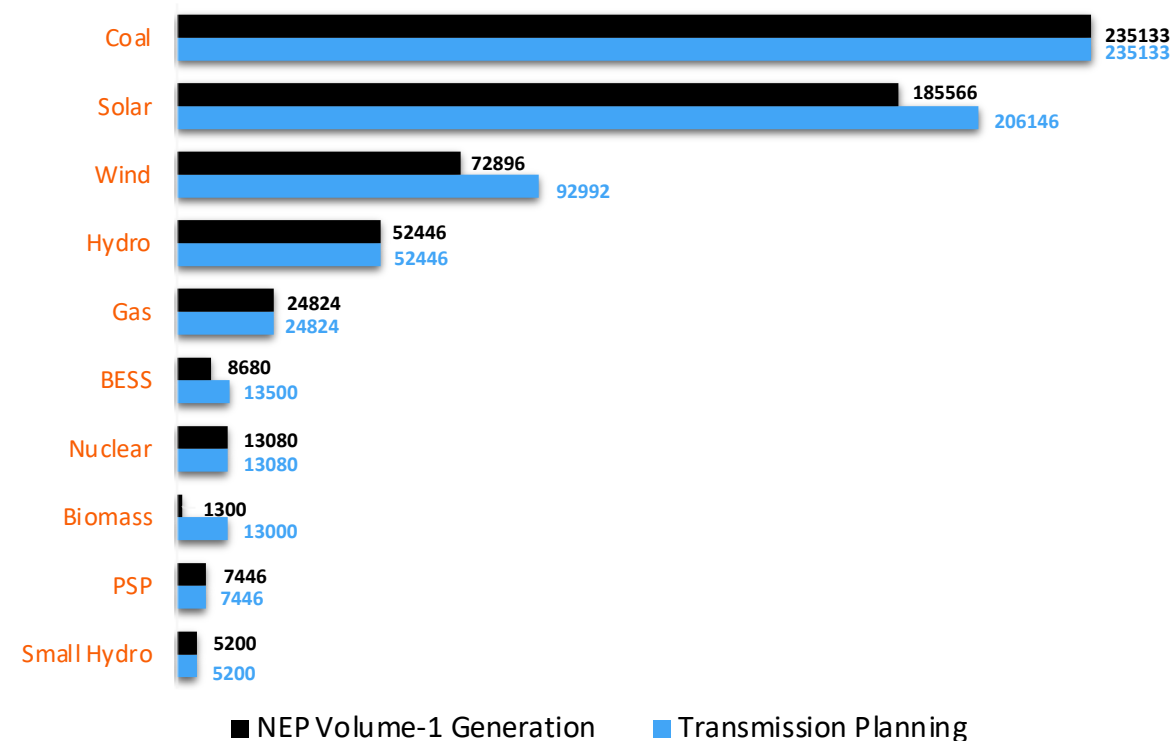
Power Sector

Electricity demand projection and Installed Generation Capacity

Electricity demand projection for the year 2023-24 to 2031-32

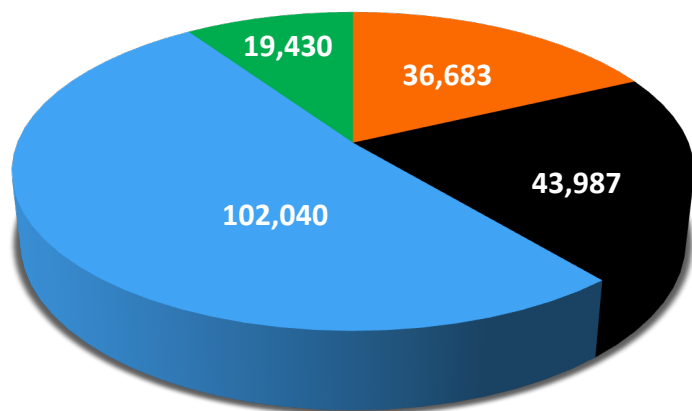


Installed Generation Capacity (MW) likely by 2026-27 for the purpose of transmission planning and NEP (Volume 1) Generation



Air Quality Control Solution: FGD

Status of FGD Implementation in India in MW



- Under various stages before bidding
- Bids Opened
- Bids Awarded
- FGD Installed

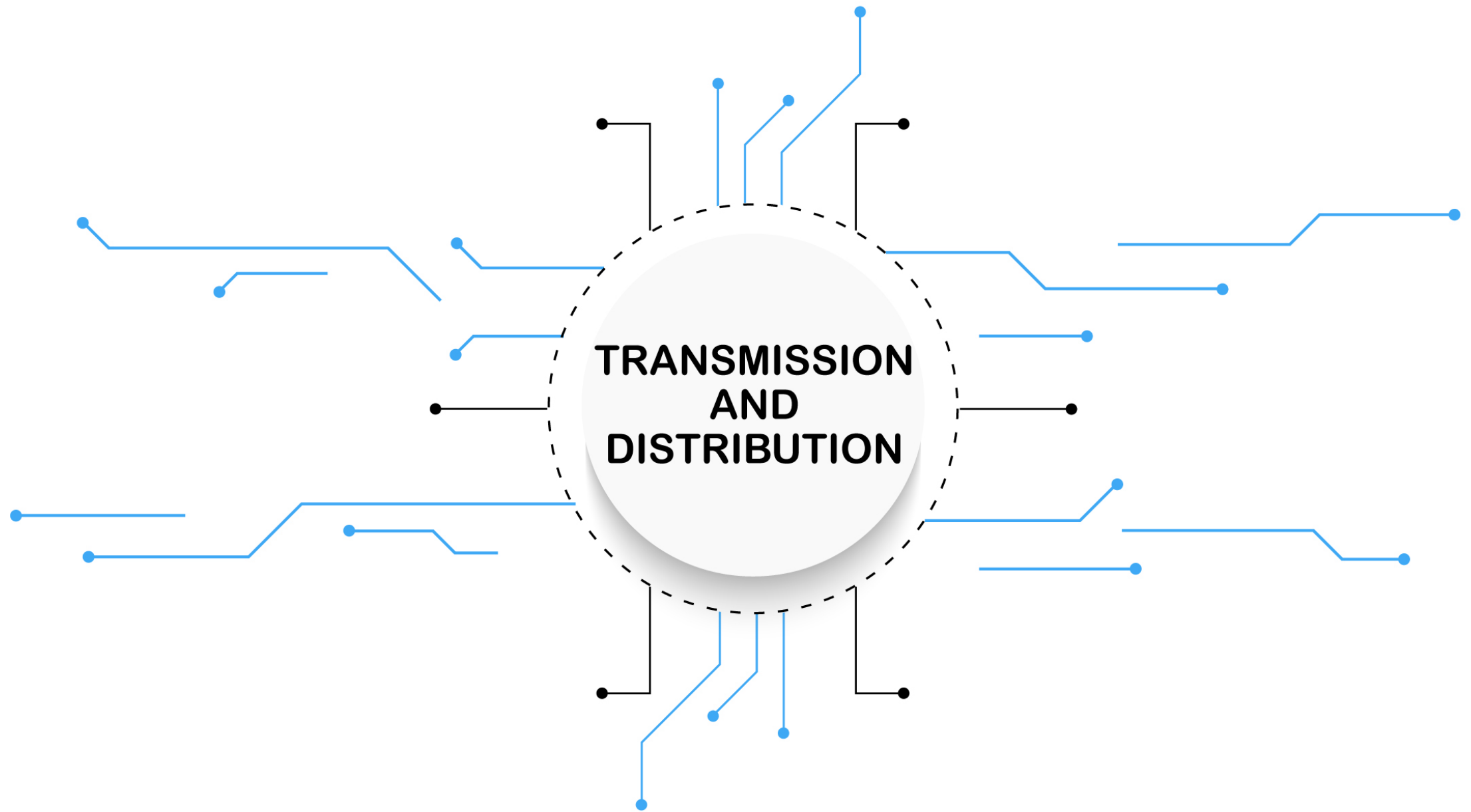
As per, Gazette notification (GOI) all Thermal Power Plants need to limit their sulphur emission.

Total Target is 211.52 GW

- ❖ Of these, around 19.43 GW is already installed, and bids for 102 GW are already awarded.
- ❖ Bids for 43.98 GW has been opened
- ❖ Around 36.68 GW are around various stages before being awarded.

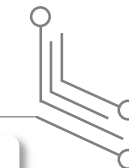
We have already commissioned a 500 MW project from DVC (Rs 3190 million) and are executing an order worth Rs 14550 million from Rajasthan Rajya Vidyut Nigam Ltd.

We have tenders worth Rs 1000 crores under bidding in the pipeline.

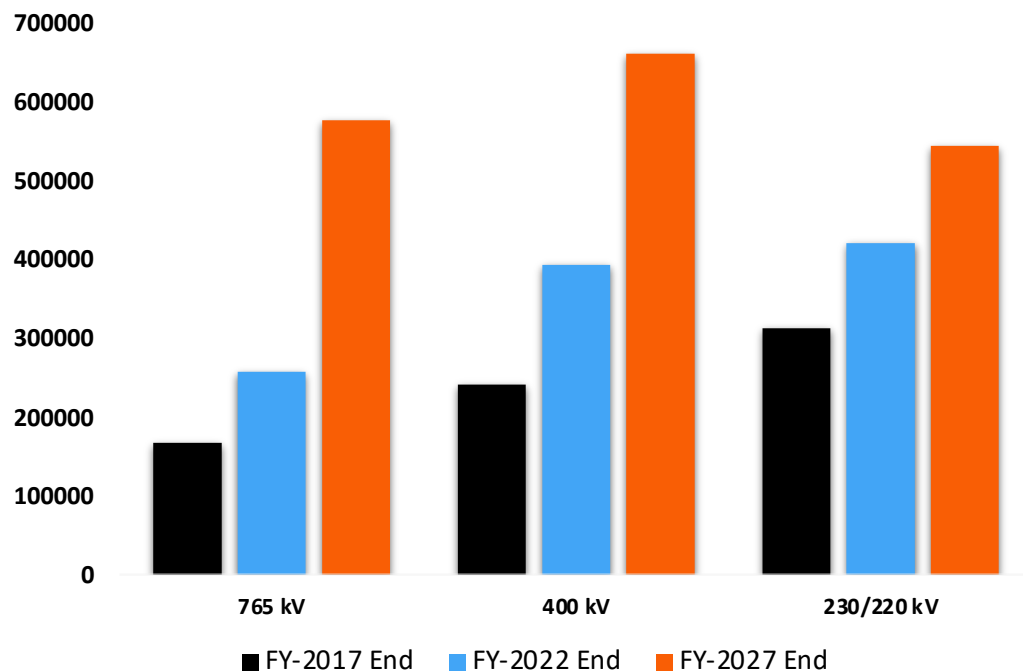


Power Sector

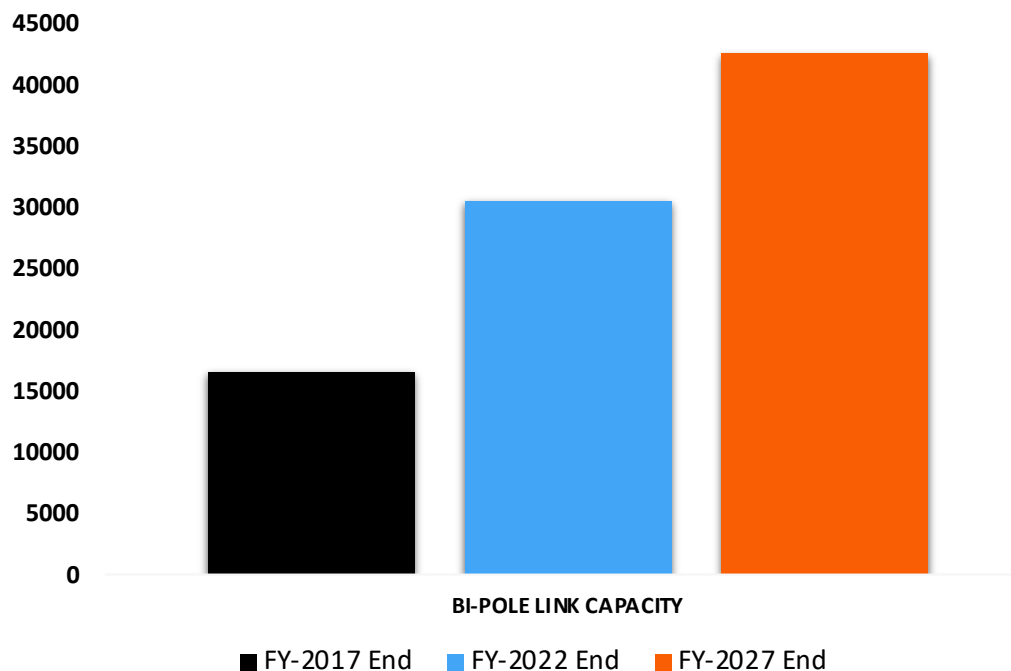
Transmission System augmentation required during the period 2022-27



Sub-stations (in MVA)



HVDC (in MW)



**Total
Sub-stations
(in MVA)**

FY 2017 end

721265

FY 2022 end

1070950

FY 2027 end

1781890

**Total HVDC
(in MW)**

FY 2017 end

19500

FY 2022 end

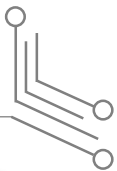
33500

FY 2027 end

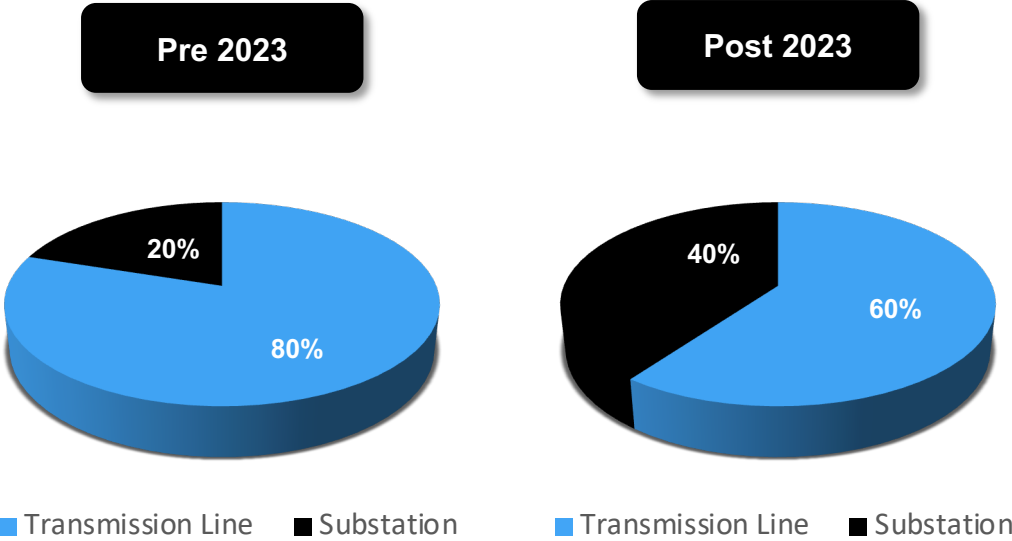
45500

- 14,625 ckm of transmission lines and 75,902 MVA of transformation capacity has been commissioned during 2022-23.
- 7,026 ckm of transmission lines and 29,521 MVA of transformation capacity has been commissioned (October 2023).

Opportunities in Power Transmission for TEECL

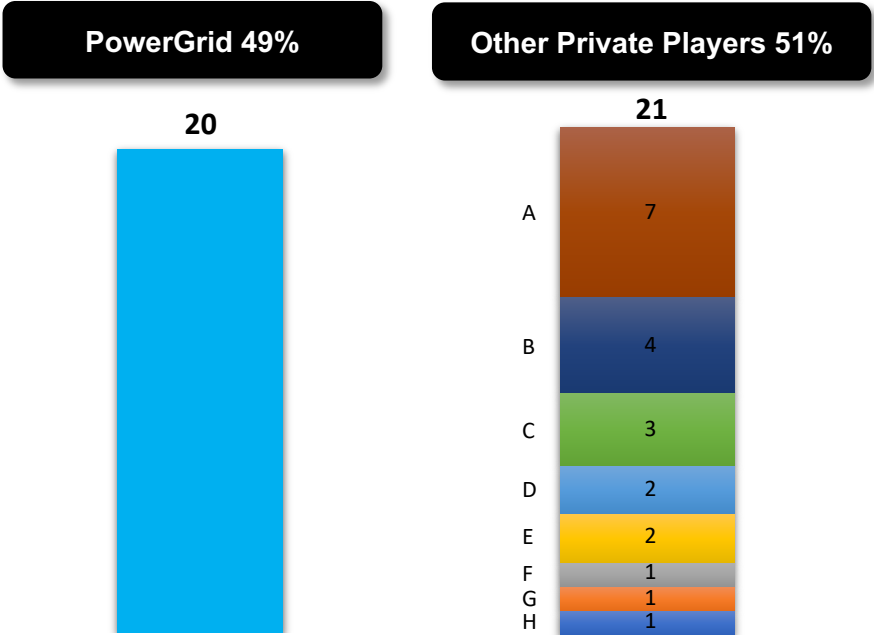


Increased Volume of Substation work for TEECL



Higher Capex coupled with higher Substation proportion will bring larger volumes for Substation work

Opportunity from Increased participation of Private Sector in Power Transmission in India



Number of Transmission schemes under Implementation

| | | |
|---|--|-----------|
| A - Sterlite Power Limited | E - Megha Engineering and Infra | POWERGRID |
| B - Adani Transmission Limited | F - GR Infra Projects Limited | |
| C - ReNew Transmission Ventures Pvt. Ltd. | G - Indi Grid Limited | |
| D - Apraava Energy Private Limited | H - Resurgent Power Transmission Limited | |

** Data as on 31st December 2023

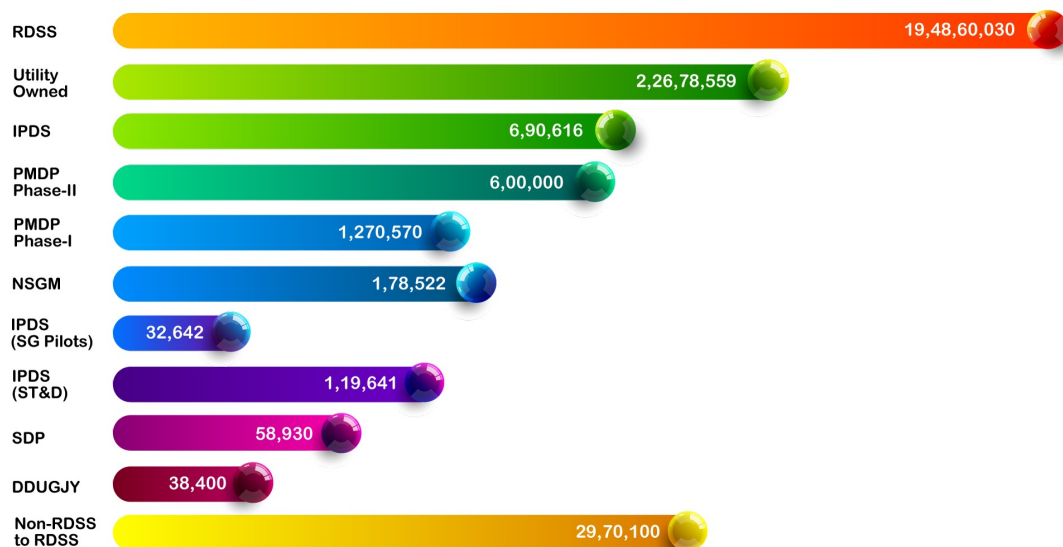


Advancing with Experience and Expertise : Smart Metering

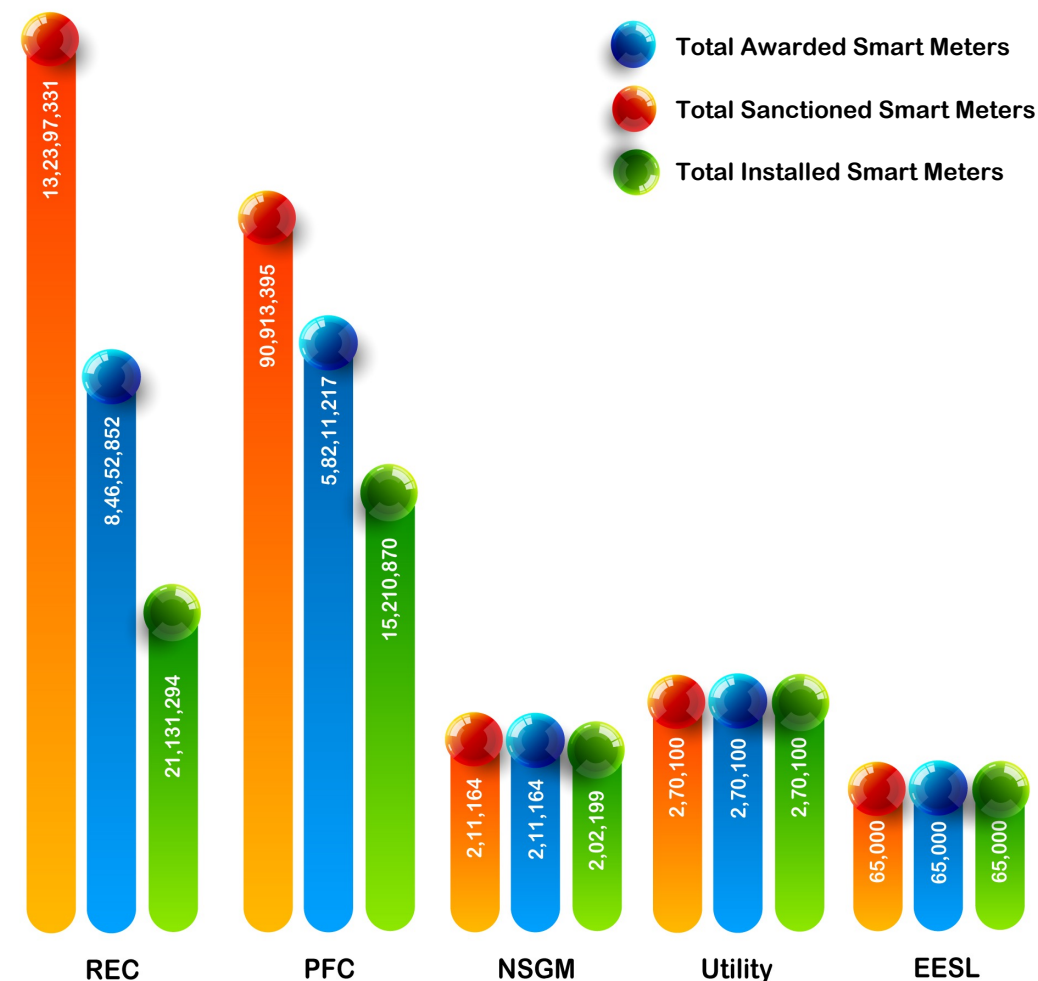
Overview Report on Smart Meter Deployment in India



Total Sanctioned Smart Meters by Government Schemes



Number of Smart Meters deployed by various Nodal Agencies



Techno AMI Projects

- ❖ In Phase 1 in EPC, Techno has installed **1,27,000** smart meters in **J&K**.
- ❖ In Phase 2 Techno has installed **1,16,040** smart meters in **Srinagar** and **1,16,171** smart meters in **Jammu**.
- ❖ Under RDSS in **Indore**, Techno has installed **4,13,324** smart meters.
- ❖ Under RDSS in **Kashmir**, Techno has installed **1,08,766** smart meters.
- ❖ Under RDSS in **Tripura**, Techno has installed **97,495** smart meters.
- ❖ Under RDSS in **Jharkhand**, Techno has installed **1,85,538** smart meters.

TEECL has been awarded the following **4 AMI contracts** to Install and Operate **2.24 million units** worth **INR 2612 Crores**.

Jharkhand Bijli Vitran Nigam Limited

- ❖ Location: Ranchi, Jharkhand
- ❖ Total No. of Smart Meters to be Installed: **5,33,733**
- ❖ Duration: June 2024 to June 2034
- ❖ Project Implementation Agency: JBVNL

Jammu & Kashmir Project 3

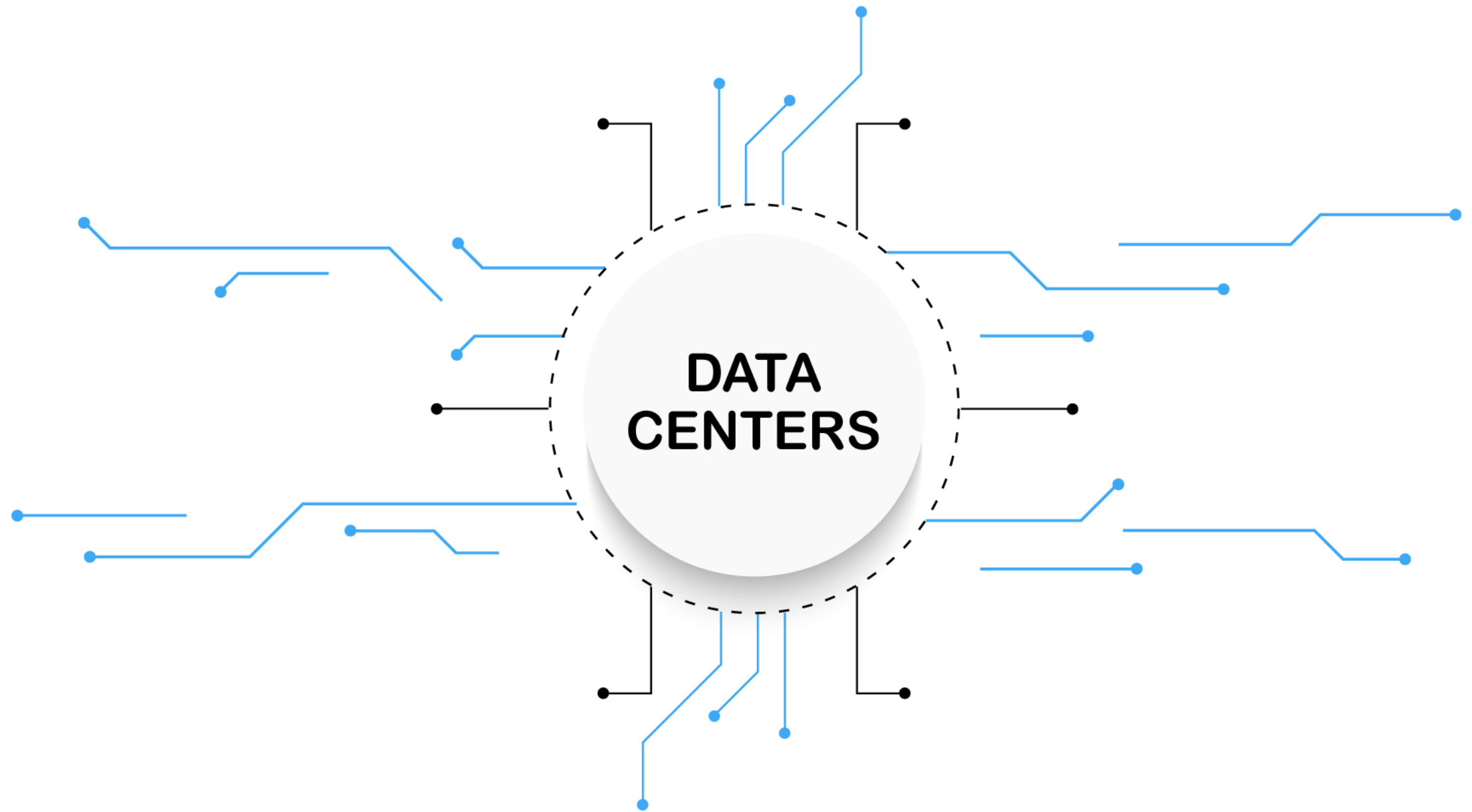
- ❖ Location: Kashmir
- ❖ Total No. of Smart Meters to be Installed: **7,27,584**
- ❖ Duration: June 2024 to June 2034
- ❖ Project Implementation Agency: RECPDCL

Tripura State Electricity Corporation Limited

- ❖ Location: Tripura, Agartala
- ❖ Total No. of Smart Meters to be Installed: **4,27,013**
- ❖ Duration: June 2024 to June 2034
- ❖ Project Implementation Agency: TSECL

M.P. Paschim Kshetra Vidhut Vitran Co. Ltd.

- ❖ Location: Indore, Madhya Pradesh
- ❖ Total No. of Smart Meters to be Installed: **5,53,013**
- ❖ Duration: December 2023 to December 2033
- ❖ Project Implementation Agency: MPPKVCL



Data Center Industry Overview

DC Supply and Demand in India

Existing DC Stock (As of Oct 2024)

**19
Million**

Total Area in
Square feet

**1255
MW**

Total IT
Capacity

Future DC Stock (As of Dec 2026)

**29
Million**

Total Area in
Square feet

**1628
MW**

Total IT
Capacity



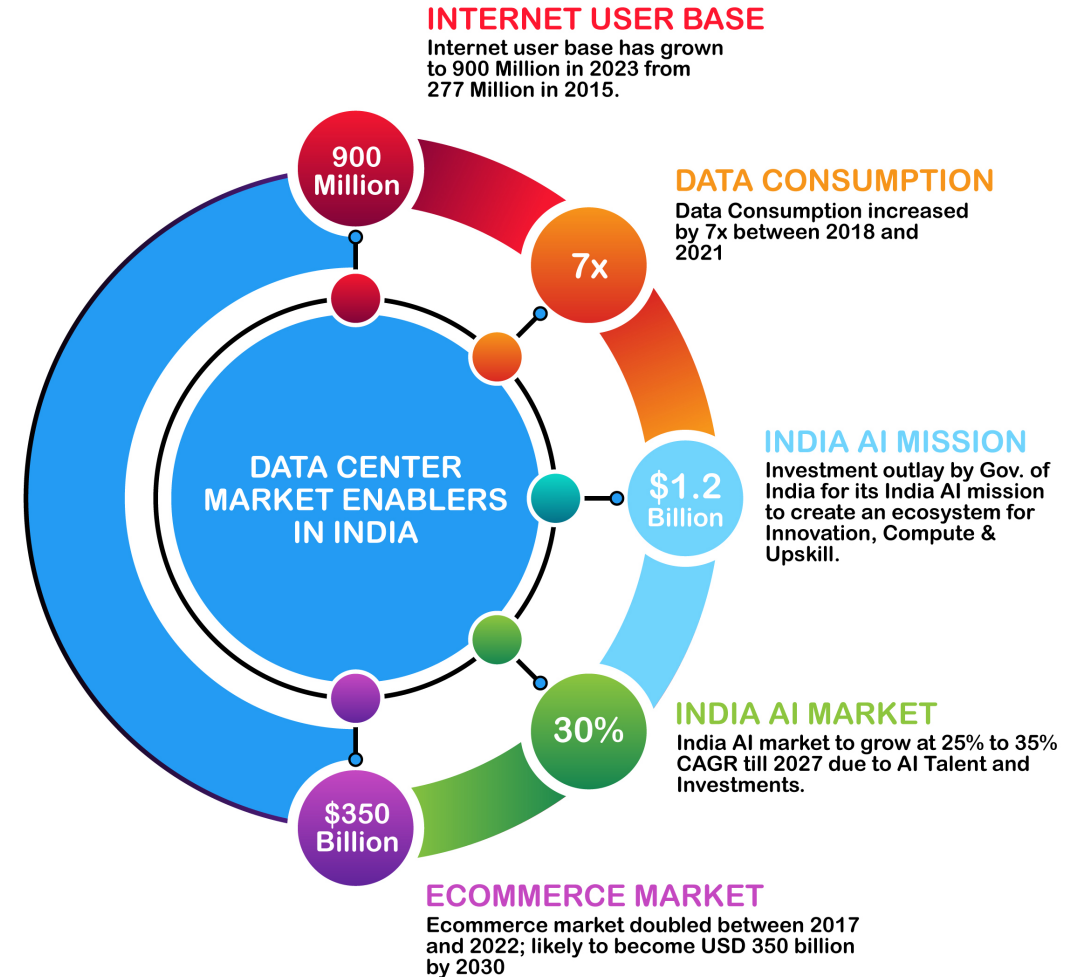
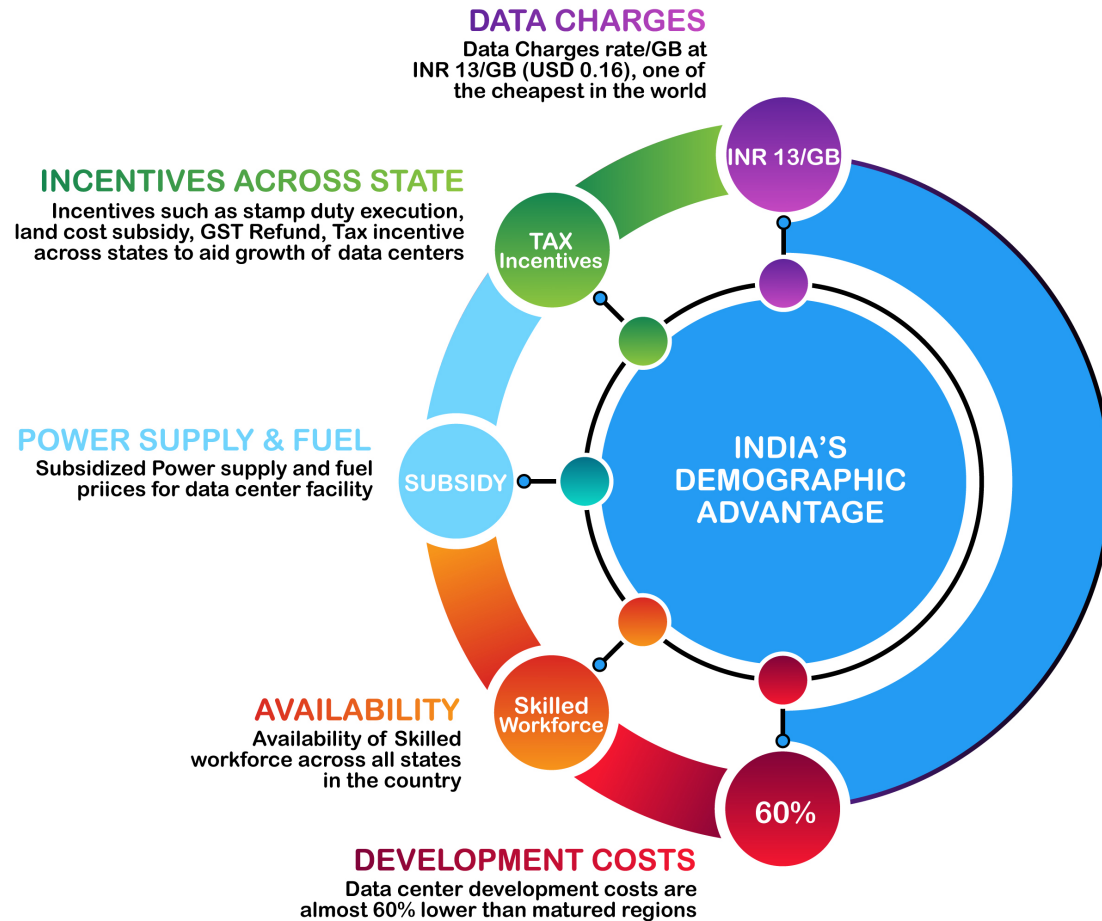
**Source: CBRE report and JLL report on India DC Outlook in 2024 covering markets of Mumbai, Chennai, Bangalore, Pune, Kolkata, Delhi NCR and Hyderabad only.

Data Center Industry Market Enablers

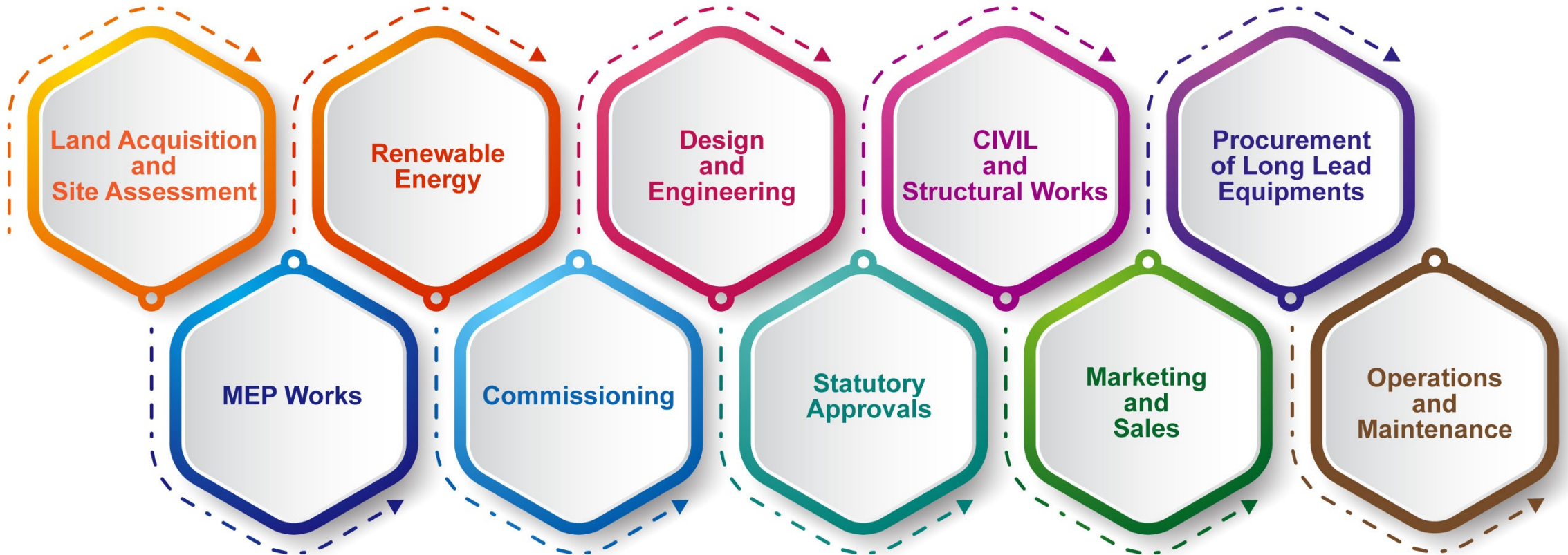
The increased usage of OTT platforms, social media, gaming and the advent of AI has spurred demand for the DC industry in India.



As most industries adopt AI, the need for computing resources to store huge volume of data will only get bigger hereon

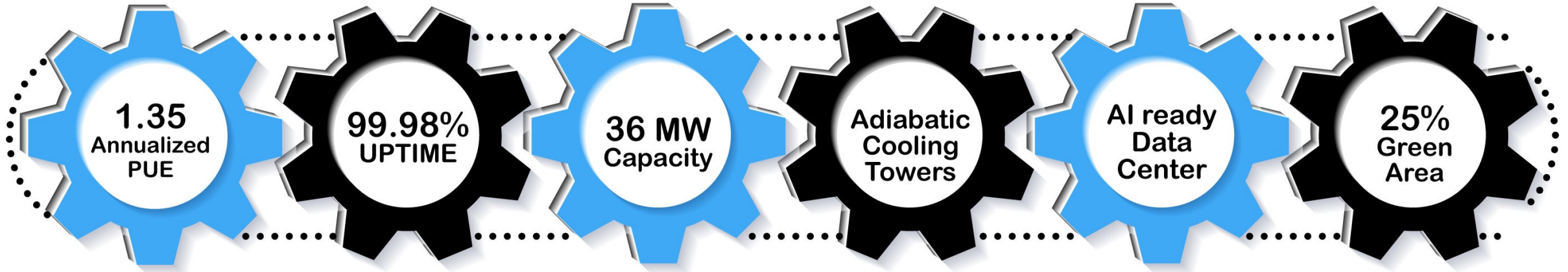


TECHNO's End-to-End Solutions for DATA CENTER



Chennai Data Center

Commissioning soon



Best in class PUE, redefining energy efficiency and sustainability

Design is Rated III compliant and features a concurrently maintainable Power Distribution and Cooling system.

Built-up area of approximately 270,000 square foot

Reduce water consumption by 75% compared to Conventional Cooling Towers

Engineered for high-density racks with seamless integration, requiring no architectural changes.

USGBC LEED Certification GOLD Rating

CONSULTANTS

AECOM

CBRE

EY

PARTNERS

 **KALPA-TARU**
POWER TRANSMISSION LIMITED

HITACHI

Schneider Electric

TBEA

SAMSUNG

 **PAHARPUR**

SIEMENS

 **VERTIV**

 **YORK**
BY JOHNSON CONTROLS

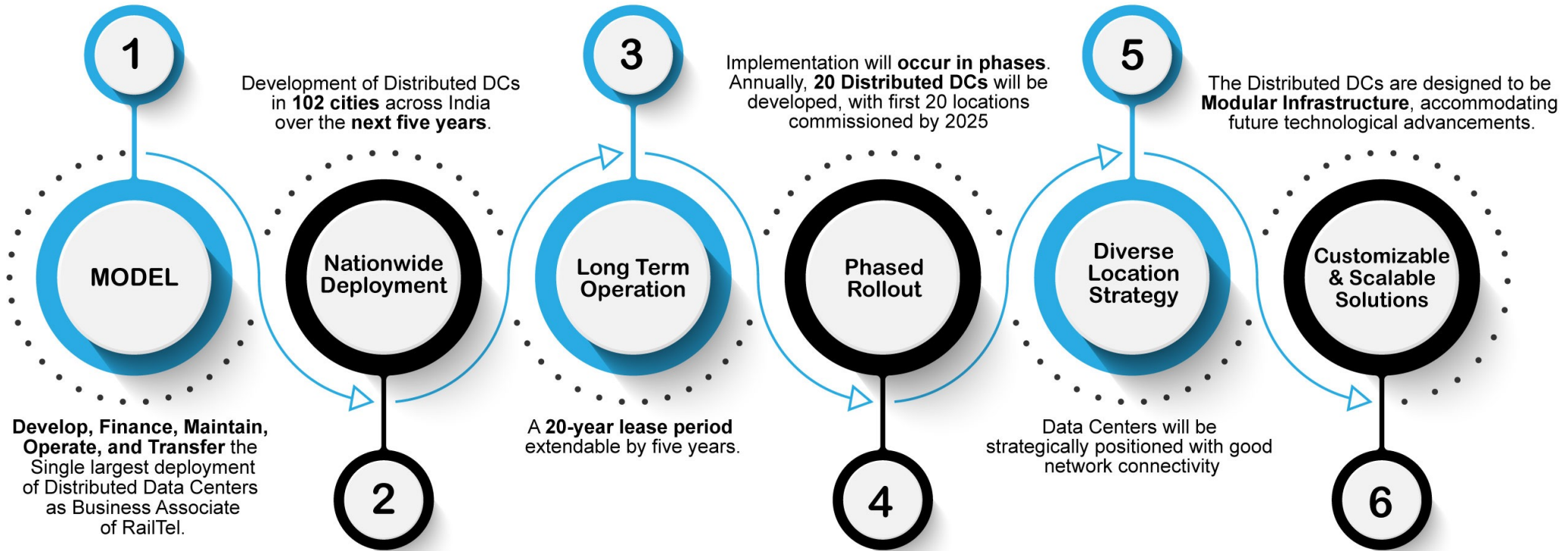
 **JINDAL**
STEEL & POWER

HILTI





EDGE Data Centers Blueprint



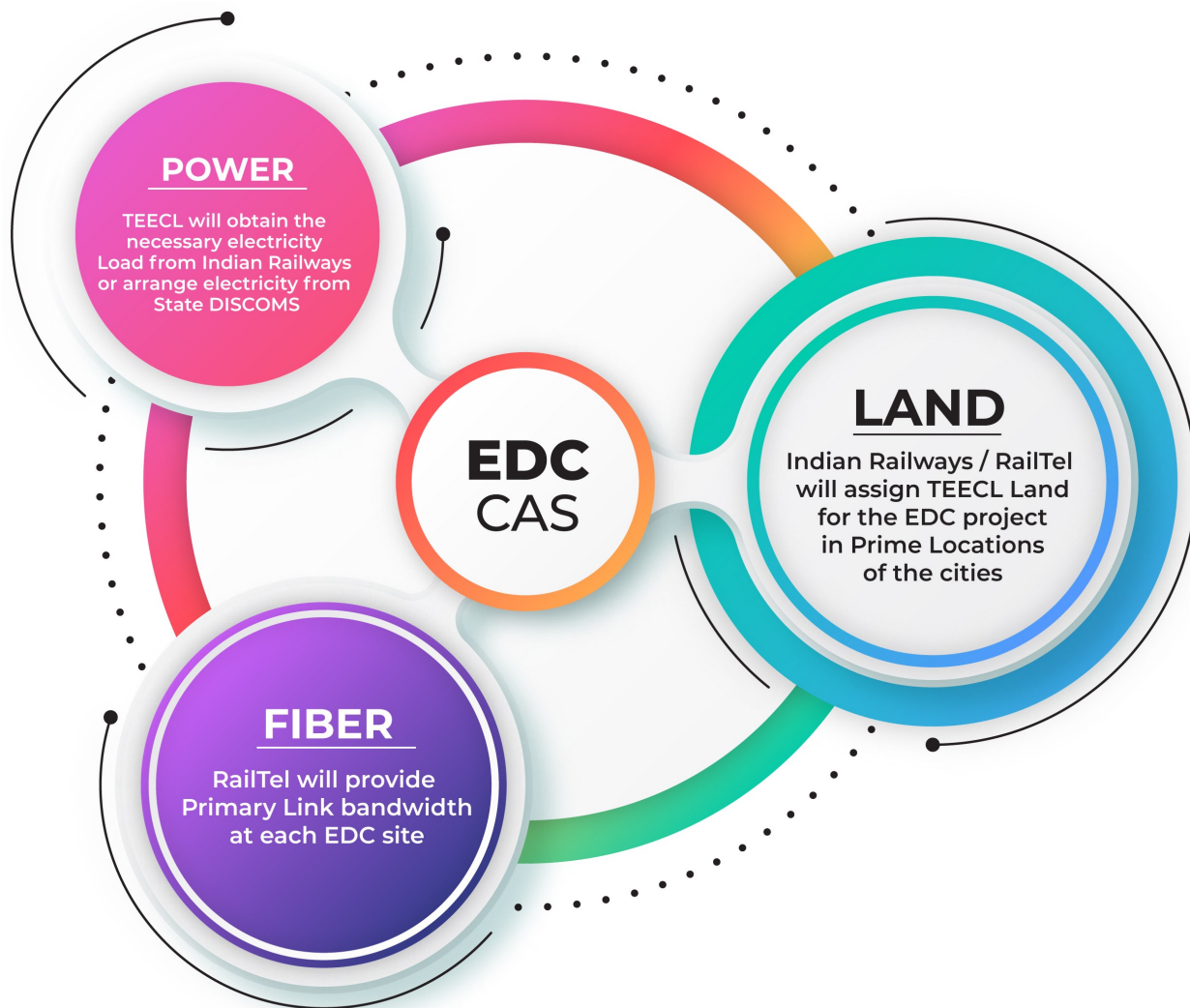
INFRASTRUCTURE

Supply, install, and commission both Non-IT and IT infrastructure for the Edge Data Centers – Modular Infrastructure Solution to be deployed

BUSINESS MODEL

1. Sale of offered Data center solutions and manage the Business operation
2. Revenue sharing with RailTel

EDGE Data Centers Competitive Advantage Statement (CAS)



LAND

Access to prime locations in cities that are in high demand and difficult to acquire. Examples of such locations include Mahalaxmi, South Bombay and Sector 44, Gurugram, which is only ~3 km away from Golf Course Road, Gurgaon.

FIBER

All EDC sites will be connected to RailTel's extensive optic fiber network, which spans 70,000+ km and runs parallel to the railways track covering the length and breadth of India. RCIL exclusively provides the option for connection via dark fiber. Additionally, all EDCs will be inter-connected to the Chennai and Kolkata data center using dark fiber.

POWER

For the first time in the industry, almost 60% of these EDCs will be powered by renewable energy at the most competitive rates of INR 7.5-9 per unit, in contrast to the INR 9-12 per unit available through DISCOMS at 11 or 33 kV.



Techno combined solutions with Chennai, Kolkata and Edge Data Centers



The **Hybrid Infrastructure** of Chennai (36 MW Load) and Kolkata (20 MW load) Data Center combines **Centralized Processing Power** with the **Low-latency Benefits** of our edge data centers across 102 locations, enabling businesses to process data closer to the source while leveraging the Chennai and Kolkata Data Center's **Computational Resources**.

Centralized Management

Centralized management and monitoring tools shall provide visibility across all our data centers, enabling

- ❖ Proactive management
- ❖ Performance optimization
- ❖ Rapid response to issues across the entire infrastructure

Unified Operational Framework

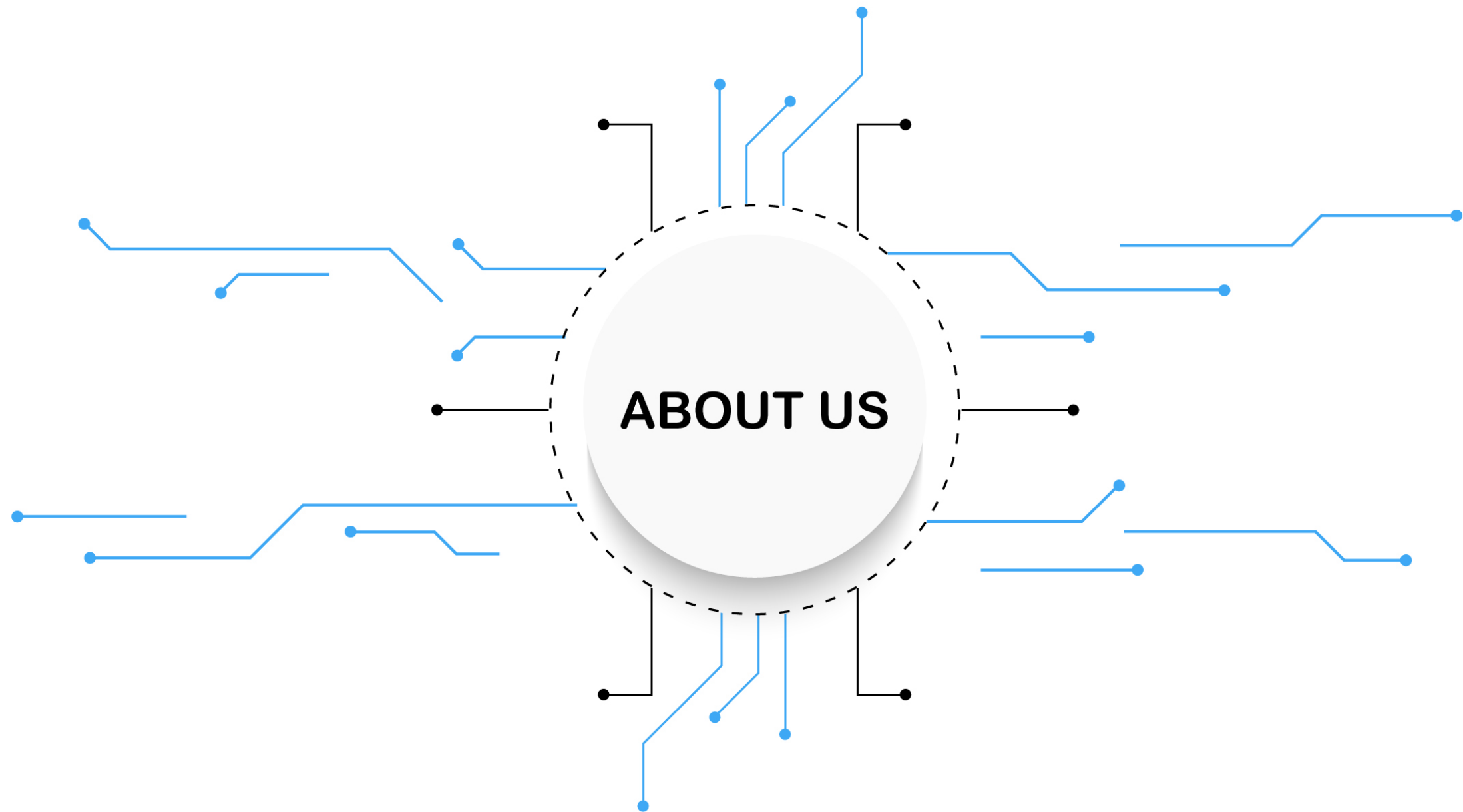
A unified operational framework will be implemented across the Chennai and Kolkata data centers and all edge locations, ensuring

- ❖ Operational policies
- ❖ Faster speed of execution
- ❖ Regulatory compliance

Managed Services Roadmap

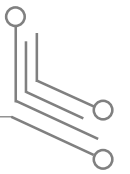
Set up and manage a central NOC and SOC, equipped with comprehensive IT tools, including a CRM system that features billing capabilities and a business portal. This robust network of Edge Data Centers will be seamlessly interconnected with hyperscale data centers, ensuring that cloud services and other IT-managed services are delivered closer to the end customer.

The integration of Chennai and Kolkata data centers with Edge Data Centers is a testament to our commitment to a **Secure, Adaptable, and Efficient Data Management Solution**, ready to meet the demands of the evolving Digital World. We aim to operate a network of hyperscale and edge data centers with industry's **Least Latency** in the country.



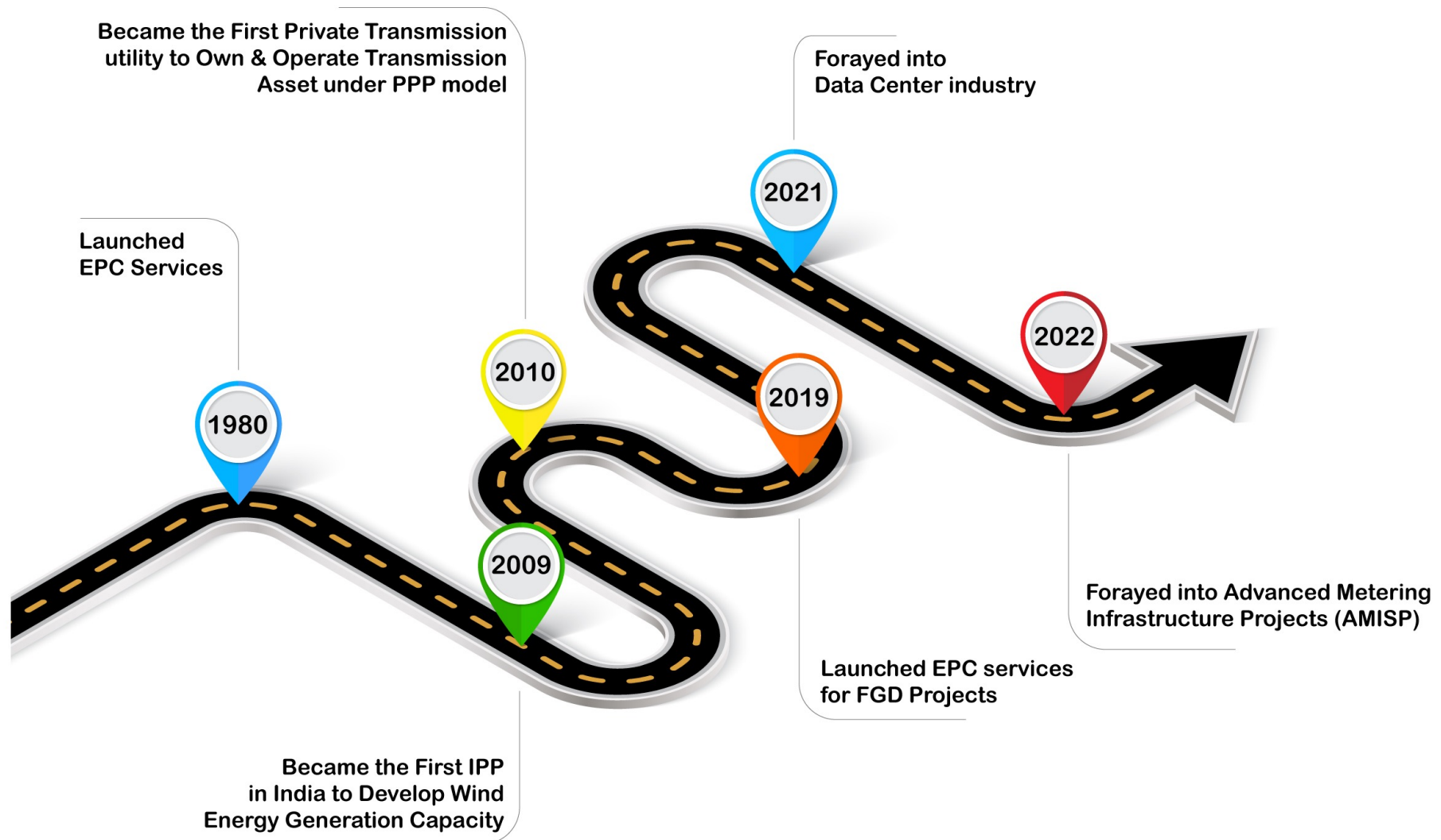
About Techno Electric & Engineering Co. Ltd.

TEECL is one of the most attractive company in Electro-mechanical works in India



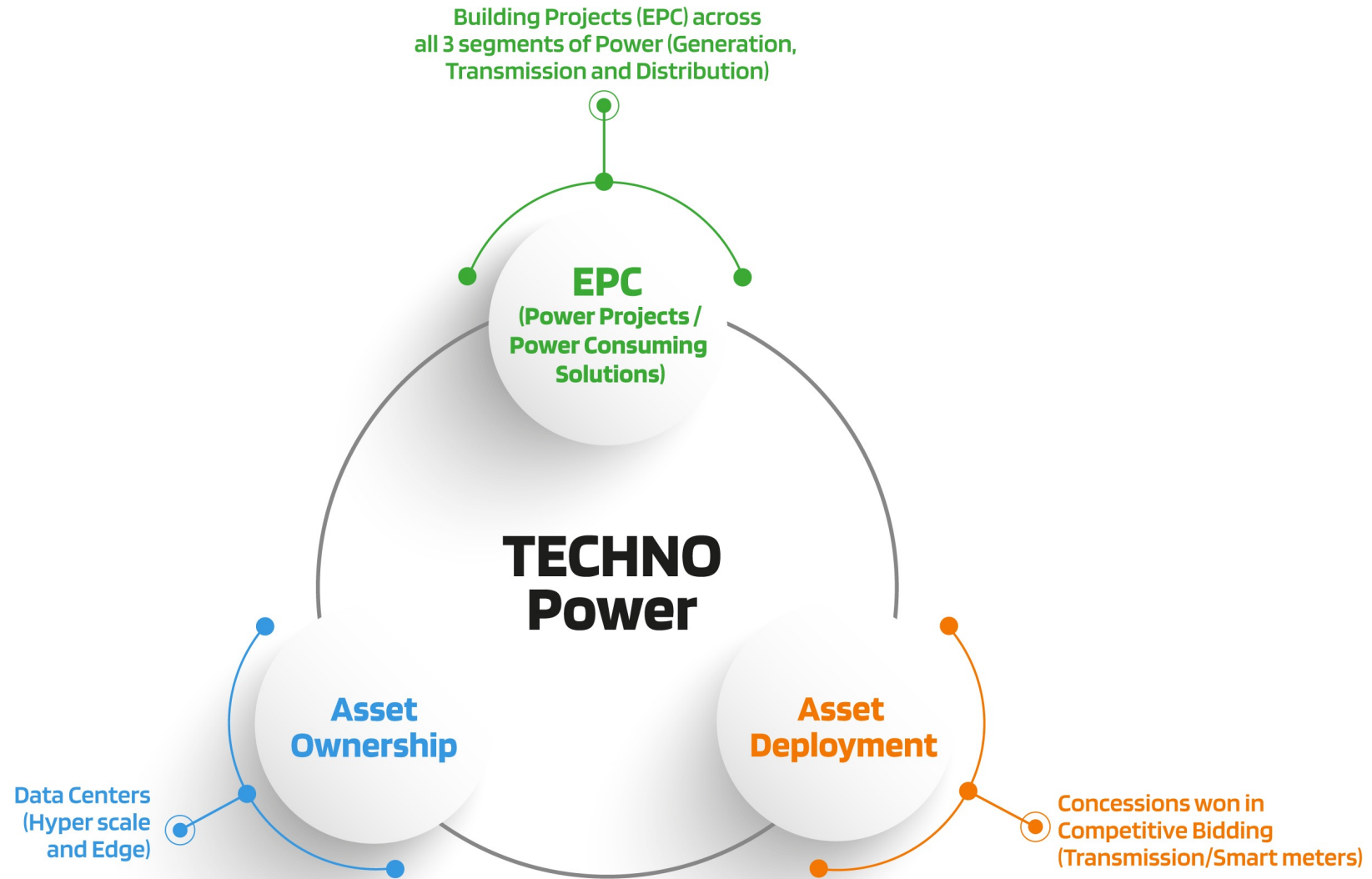
About Techno Electric & Engineering Co. Ltd.

Key Milestones

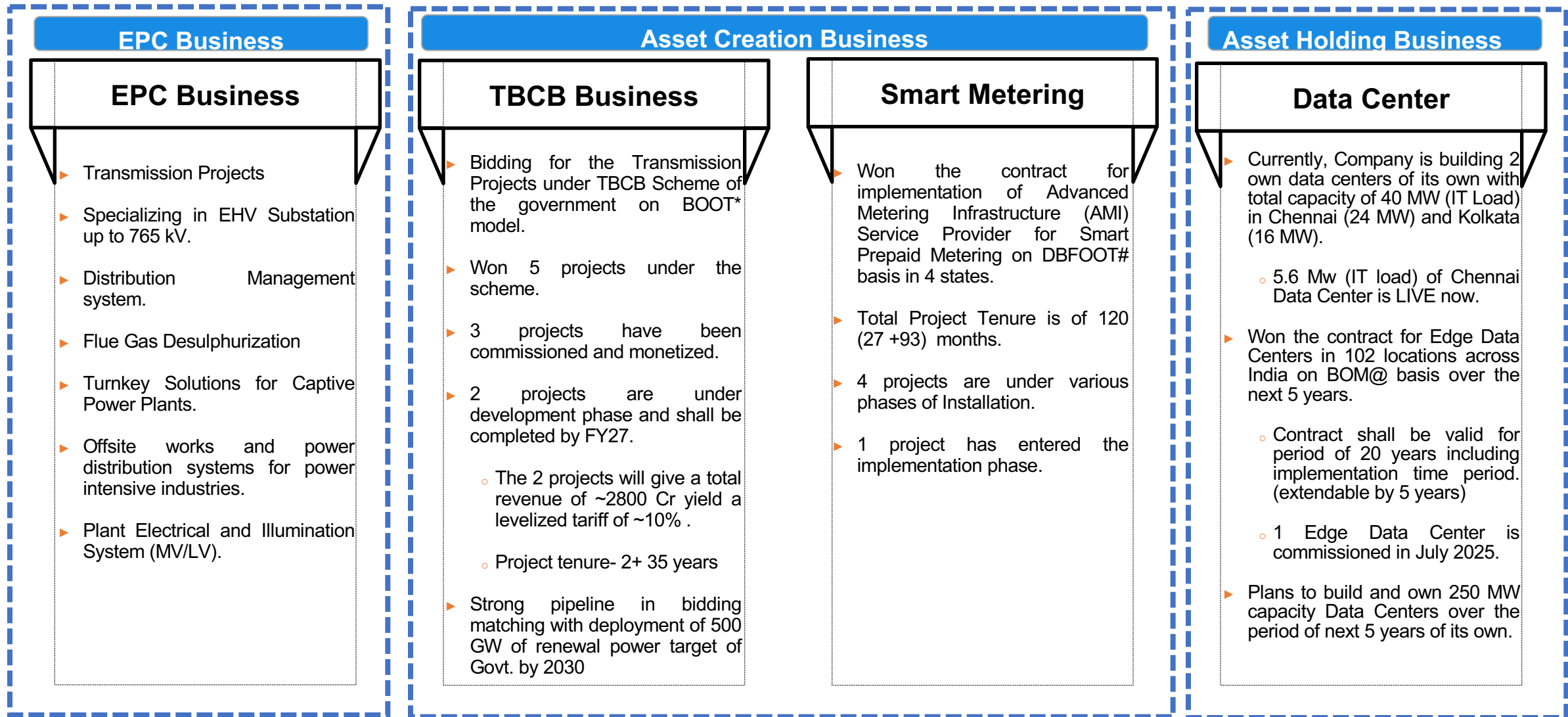


About Techno Electric & Engineering Co. Ltd.

Techno's 360-Degree Presence in Power Sector



Business Verticals – 360 Degree Presence in Power & Related Infrastructure Opportunities



About Techno Electric & Engineering Co. Ltd.

Journey So Far



Established NTPC's
first power station
in Shaktinagar

Built over 50% of
India's National
Grid

Long-term
partnerships with
Navratna CPSUs/
State Utilities

Collaborated with
global partners to
deliver \$500M
in projects

Developed \$600M
Transmission Assets
via PPP model

Installed 207.35 MW
of Renewable
energy

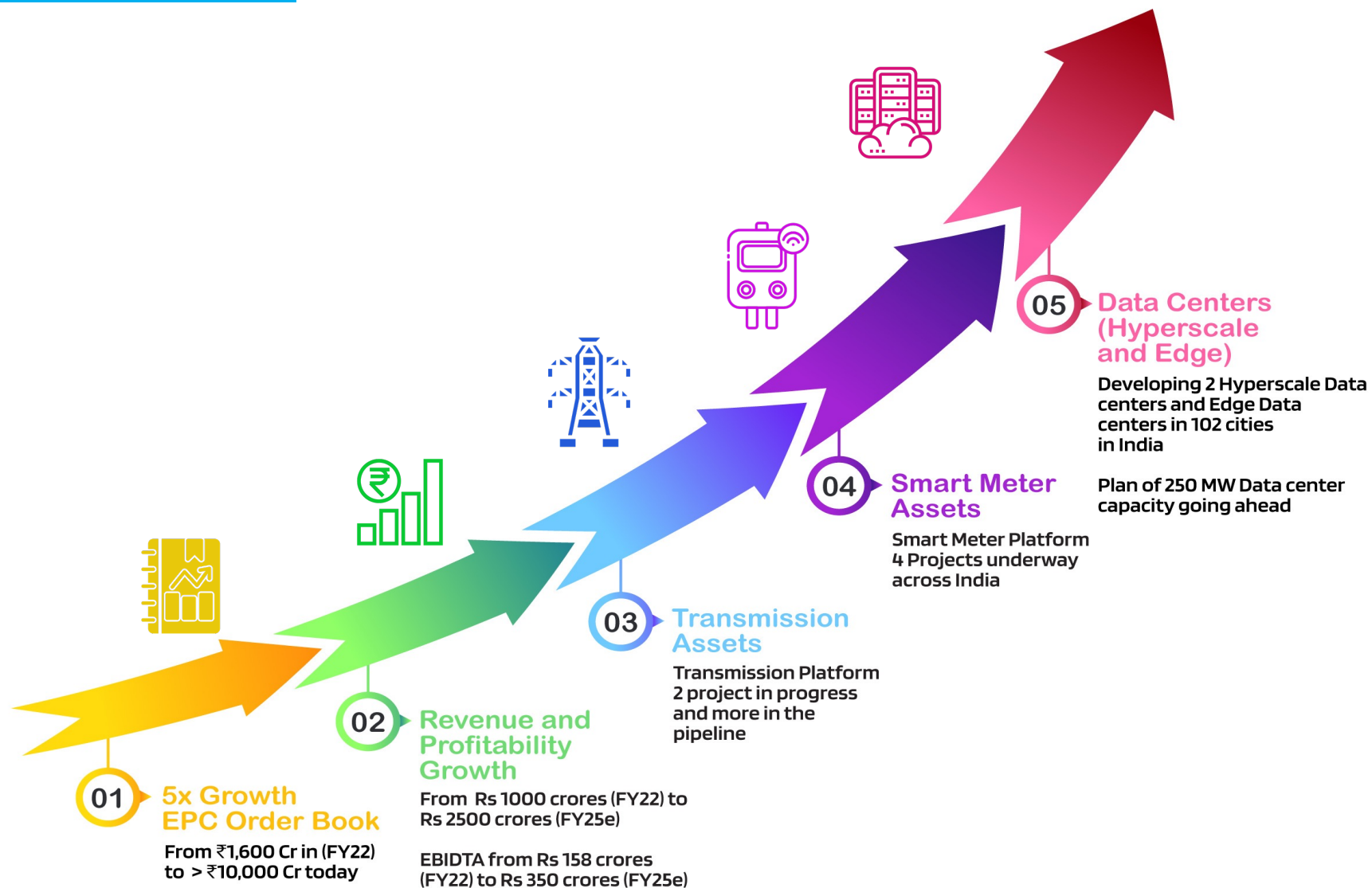
Targeting 1M Smart
Meters annually with
the Government of
India

Planning 250 MW
data centers in Tier
1, 2, and 3 cities
by FY 2030

Executing \$1B+
projects, including
\$500M CAPEX
in FGD, AMI, and
transmission
projects

Techno's Growth Journey

Business is rapidly growing and reaching a turning point



Asset Base and Customer Overview

Extensive experience of working with Govt, and reputed private customers in India

TEECL has served CPSUs, State-run utilities in the following:-

- 1 Building 50% of India's national grid
- 2 Engaging with over 50% of power generating projects in various capacities
- 3 Experience in multi-year engagements with marquee Navratana CPSUs/State Utilities

The Company follows the operating philosophy of 'Once a customer, always a customer'.

Strong Relationships



International Clients



Domestic Clients



POWER GRID CORPORATION OF INDIA LIMITED
(A Government of India Enterprise)



Sterlite Power



* The above client names are based upon current order book.



Disclaimer

This presentation may include statements that constitute forward-looking statements. All statements that address expectations or projections about the future, including, but not limited to, statements about the strategy for growth, business development, market position, expenditures, and financial results, are forward-looking statements. Forward-looking statements are based on certain assumptions and expectations of future events. The company cannot guarantee that these assumptions and expectations are accurate or will be realized. The actual results, performance or achievements could thus differ materially from those projected in any such forward-looking statements.

The information contained in these materials has not been independently verified. None of the companies, its Directors, Promoters or affiliates, nor any of its or their respective employees, advisors or representatives or any other person accepts any responsibility or liability whatsoever, whether arising in tort, contract or otherwise, for any errors, omissions or inaccuracies in such information or opinions or for any loss, cost or damage suffered or incurred howsoever arising, directly or indirectly, from any use of this document or its contents or otherwise in connection with this document and makes no representation or warranty, express or implied for the contents of this document including its accuracy, fairness, completeness or verification or for any other statement made or purported to be made by any of them or on behalf of them and nothing in this document or at this presentation shall be relied upon as a promise or representation in this respect, whether as to the past or the future. The information and opinions contained in this presentation are current and, if not stated otherwise, as of the date of this presentation. The company undertakes no obligation to update or revise any information or the opinions expressed in this presentation as a result of new information, future events or otherwise. Any opinions or information expressed in this presentation are subject to change without notice.

This presentation does not constitute or form part of any offer invitation or inducement to sell or issue, or any solicitation of any offer to purchase or subscribe for, any securities of Techno Electric and Engineering Company Limited (the "Company"), nor shall it, or any part of it or the fact of its distribution form the basis of, or be relied on in connection with, any contract or commitment therefore. Any person/party intending to provide finance/invest in the shares/business of the company should do so after seeking their own professional advice and after carrying out their own due diligence procedure to ensure that they are making an informed decision. This presentation is strictly confidential and may not be copied or disseminated, in whole or in part, and in any manner or for any purpose. No person is authorized to give any information or to make any representation not contained in or inconsistent with this presentation, and if given or made, such information or representation must not be relied upon as having been authorized by any person. Failure to comply with this restriction may constitute a violation of the applicable securities laws. The distribution of this document in certain jurisdictions may be restricted by law, and persons into whose possession this presentation comes should inform themselves about and observe any such restrictions. By participating in this presentation or by accepting any copy of the slides presented, you agree to be bound by the foregoing limitations.





Techno Electric & Engineering Company Limited

CONTACT US

Phone: +91-33-40513000, +91-12-44592550

Email: desk.investors@techno.co.in

THANK
YOU